

1 WELCOME

2 ACKNOWLEDGEMENT

Acknowledging Traditional Owners

'I would like to acknowledge that this meeting is being held on the traditional lands of the Wotjobaluk, Jaadwa, Jadawadjali, Wergaia and Jupagulk people, and I pay respects to their Elders, both past and present'

3 PRAYER

Almighty God, without whom no Council can stand nor anything prosper we ask that you be present and guide us in our deliberations today. We pray that we will be fair in our judgements and wise in our actions and that decisions will be made with goodwill and a clear conscience for the betterment and welfare of the people of Yarriambiack Shire.

Amen

4 PRESENT

Crs G Massey, H Ballentine, T Hamilton, C Heintze, S Roberts, J Wise, K Zanker, James Magee (Acting Chief Executive Officer), Bernie Naylor (Acting Director Infrastructure & Planning) & Bernardine Schilling (Governance & Customer Service Coordinator)

5 APOLOGIES

6 CONFIRMATION OF MINUTES

Ordinary Meeting of Council – 24 April 2018.

Moved Cr T Hamilton seconded Cr C Heintze the Minutes of the Ordinary Meeting of Council held on 24 April 2018 be confirmed.

Carried

7 DECLARATION OF CONFLICT OF INTEREST

Bernie Naylor declared a Conflict of Interest in regards to Item 13.1 Closed Session - Contract C226/2018 Supply and Installation of an Automated Watering System at the Warracknabeal Golf Club.

8 BUSINESS ARISING

8.1 Action List from last meeting

Ref: bs:60 -2018 re Letter to Vicroads regarding speed zone at Rosebery

8.2 Ongoing and Pending Action List

9 PETITIONS

10 REPORTS

Corporate Reports

- 10.1 Mayor's Report
- 10.2 Councillor's Reports
- 10.3 Acting Chief Executive Officer Report
- 10.4 Capital Works Program Report
- 10.5 Community Services Report
- 10.6 Acting Director Infrastructure & Planning Report

11 REPORTS FOR DECISION

- 11.1 Finance Report
- 11.2 Revenue Report
- 11.3 Proposed Annual Budget 2018/2019
- 11.4 Remote Airstrip Upgrade
- 11.5 Wimmera Regional Library Corporation Agreement 2018

10.1 Mayor's Report – Prepared by Graeme Massey

25 April	Attended ANZAC Ceremonies at Sheep Hills, Brim and Warracknabeal
06 May	Attended Wimmera Bands March and Concert at Warracknabeal
08 May	Attended Wimmera Development Association Meeting in Murtoa
09 May	Attended Council Forum
10 May	Attended meeting with Geoff Lord and Paul Hemming at Federation University
11 May	Attended Western Passenger Rail Group Meeting in Horsham
15 May	Met with Paul Matthew (Visit Victoria) tourist sites in the Shire
18 May	Attended Municipal Association of Victoria (MAV) State Council Meeting in Melbourne
21 May	Attended Yarriambiack Tourism Meeting at Murtoa

10.2 Councillor's Reports**Cr H Ballentine**

- 29 April Conducted welcome for Heart Foundation walk around the Lake and led the 2km walking event, it was very successful
- 02 May Attended meeting at HRCC regarding accreditation for our tourism information, the ideas of satellites and auxiliaries being discussed
- 08 May Participated in phone conference with Judy O'Connell, Commissioner for Small Business, interesting ideas around information day for Small Businesses
- 09 May Attended Council Forum
- 13 May Attended Hopetoun Senior Citizens Mother's Day lunch and afternoon
- 15 May Chaired Wimmera Mallee Tourism meeting at Rupanyup, then toured Silo Art Trail with Paul Matthews from Visit Victoria
- 16 May Attended Beulah Learning Historical Progress Group Meeting
- 17 May Attended High Tea for Beulah Country Women's Association

Cr T Hamilton

- 25 April Attended Anzac Day Dawn service at Murtoa
- 25 April Attended Opening for new Memorial Gates at Rupanyup
- 27 April Attended Dale Russell CFA Region 17 Retirement evening in Horsham
- 27 April Attended Emma Kealy event in Horsham
- 01 May Attended Stick Shed Committee Meeting at Murtoa
- 08 May Attended Council Forum at Warracknabeal
- 09 May Attended AMP Public Meeting "future of Murtoa show" at Murtoa
- 15 May Attended Murtoa Progress Meeting at Murtoa
- 18 May Attended Yarrilinks Planting Day at Lah
- 21 May Attended Yarriambiack Tourism Meeting at Murtoa
- 23 May Attended Council Meeting at Warracknabeal

Cr K Zanker

- 25 April Attended the Sheep Hills and Warracknabeal ANZAC Day ceremonies
- 09 May Attended Council Forum
- 09 May Attended the CAN Youth Meeting
- 09 May Attended the Warracknabeal Secondary College and participated in the Yarriambiack Youth Action Councillor Interviews
- 16 May Attended Yarriambiack Youth Action Council Meeting
- 22 May Attended Horsham Town Hall re Celebrating roles of Volunteers

Cr C Heintze

- 25 April Attended Minyip Anzac Day March and Service and laid wreath. Also attended the dedication of new WW1 Memorial at Memorial Gates of the Recreation Reserve
- 27 April Attended GCWRRRC Meeting in Horsham
- 04 May Attended WSMTG (Wimmera Southern Mallee Transport Group) in Horsham
- 09 May Attended Council Forum.
Met with Minyip Fuel Group and David Young re planning for Graincorp site subdivision at 3pm
- 14 May Attended Rupanyup Consultative Committee meeting at 7:30pm
- 18 May Attended Share Luncheon at Rupanyup

Cr Jean Wise

- 25 April Attended Sheep Hills ANZAC Day Dawn Service
- 03 May Attended a Chaplaincy Meeting with Melbourne representative
- 04 May Attended the finalisation Meeting for WORDS and new partnership Meeting
- 05 May Attended Library Meeting in Horsham re appointment of consultant for Library Review
- 09 May Attended Council Forum

Cr S Roberts

25 April	Attended ANZAC Day Service
29 April	Participated in the Heart Week walk around Lake Lascelles
09 May	Attended Council Forum
14 May	Attended Show Committee Meeting
15 May	Attended Sunraysia Highway Improvement Committee Meeting
15 May	Attended Educators Committee Meeting in Hopetoun
21 May	Attended Yarriambiack Shire Council Tourism Meeting in Murtoa

10.3 Acting Chief Executive Officers Report – Prepared by James Magee

Shared Services

Supply of Building Surveyor Services was advertised early May. Yarriambiack along with Horsham, Southern Grampians, West Wimmera and Hindmarsh Shires are tendering for one contractor to undertake the work for a three year term with a two year extension. Tenders close 23 May 2018.

Managers of the various shires in the Shared Services group have been attending meetings to discuss what opportunities are available to provide services that cover more than one Council. The following categories were examined:

- Regulatory Services
- Finance
- Infrastructure Department
- Governance
- Community Strengthening
- Strategic Planning

A report detailing the findings of the workshops will be delivered during the next month.

State Budget

There have been some positive announcements in the State Budget for Yarriambiack Shire however much of the detail is yet to be released. Some of the announcements I will be following up with interest include:

- \$100 million for upgrading of Council roads across the state
- \$20 million for rural council transformation, a grants program to help rural councils across Victoria improve their financial viability;
- The announcement of a grants program for community infrastructure called “Pick My Project”

Rural Outreach Program

Yarriambiack Shire has joined with the West Wimmera Shire and Hindmarsh Shire to seek additional mental health services in our region. The Councils have been meeting with health providers in the region to see what opportunities are available to expand the service. The parties agree that there is a demonstrated need in our region. Funding opportunities are being examined.

Greenhouse Reduction Plan and Inventory

Sustainability Victoria has funded a consultant, Ironbark Sustainability, to undertake an audit of Councils energy usage and look at opportunities for its reduction. The following categories were examined:

- Street lighting
- Open space lighting
- Fleet
- Buildings and facilities
- Waste

YARRIAMBIACK SHIRE COUNCIL

COUNCIL MEETING

MINUTES

23 MAY 2018

State government funding is available on a dollar for dollar basis to implement initiative identified in the study should Council decide to do so. An application for funding to upgrade the lighting in the Council Office, library, technical services building and leisure centre is currently being developed.

Building Activity Report – Prepared by Kathy Edwards

YARRIAMBIACK SHIRE COUNCIL

COUNCIL REPORT

Municipal District: Yarriambiack Shire Council

Month of April 2018

Council register Number	Name of Relevant Building Surveyor	Type of perm, temporary approval or amendment	Permit, temporary approval or amendment number*	Application Date	Permit, temporary approval or amendment date*	Building Address	Description of Building work or Use of Building	Cost of Building Work*
BP32-18	W.Wilkie	Building	1164/2018/32/0	28/03/2018	05/04/2018	Lot17-24 Murdoch St, Beulah	Storage Shed	\$15,000
BP07-18	W.Wilkie	Building	1164/2018/07/0	22/01/2018	05/04/2018	76 Main St, Minyip	Alterations	\$92,000
BP35-18	W.Wilkie	Building	1164/2018/35/0	26/03/2018	12/04/2018	16 Austin St, Hopetoun	Alterations	\$80,000
BP41-18	W.Wilkie	Building	1164/2018/41/0	10/04/2018	26/04/2018	5 Dungey St, Warracknabeal	Extensions	\$30,000
Total								\$217,000

Name of Council Officer supplying this register: **Kathy Edwards**

Planning Permit Activity Report for April 2018 (Attachment) – Prepared by David Young

10.4 Capital Works Program 2017/2018 – Prepared by Chris Lehmann

<i>Project</i>	<i>Funding</i>	<i>% Completed</i>	<i>Start Date</i>	<i>Completion Date</i>	<i>Comments</i>
Gulbin Road Murtoa	Shire	100%	December	January	700 x 4 m Seal commencing Wimmera Hwy
Flood Levee Warracknabeal	Shire & State/Federal Government				
Rural Roads					
Dimboola Minyip Road	YSC/HRCC & Roads to Market	100%	October	November	1,623 m x 6.6 m commencing Barrat Quarry Road heading west
Longerenong Road	R2R	100%	November	December	Widen Shoulders to 6.6 m seal – 1 km
Minyip Banyena Road	R2R	100%	January	March	1 km x 6.6.m Seal from Burrum Lawler Road heading west
Sheep Hills Kellalac Road	R2R	100%	March	March	1,400 m x 4 m Seal commencing 3 kms from Highway heading east
Goyura East School Bus Route	R2R	60%	March		1 km x 4 m Seal commencing 2,580 m east of Highway
Hopetoun Yaapeet Road	R2R	100%	August	October	1.7 kms Widen Seal to 6.6 m commencing Gaalanungah North Road heading west
Sheep Hills Bangerang Road	R2R	100%	October	November	1.4 kms x 4 m Seal commencing Galaquil East Road
Yaapeet Kenmare Road	R2R	100%	January	March	1 km x 4 m Seal commencing Rosebery Rainbow Road

YARRIAMBIAK SHIRE COUNCIL

COUNCIL MEETING

MINUTES

23 MAY 2018

FOOTPATHS					
<i>Project</i>	<i>Funding</i>	<i>% Completed</i>	<i>Start Date</i>	<i>Completion Date</i>	<i>Comments</i>
Cromie St Rupanyup	Shire	100%	October	November	Upgrade path to concrete Wemyss St to Hospital
Lascelles St Hopetoun	Shire	100%	October	November	Construct new path – 232m between Dodgshun & Strachan Sts

Gravel Shoulders					
<i>Project</i>	<i>Funding</i>	<i>% Completed</i>	<i>Start Date</i>	<i>Completion Date</i>	<i>Comments</i>
Minyip Dimboola Road	Shire	80%	March		2.6 kms Various Sections
Sheep Hills Kellalac Road	Shire	80%	March		1 km commencing 4.4 kms from Highway
Wyperfeld Park Road	Shire		May		3.3 kms commencing at Rainbow Wyperfeld Road heading north
Yaapeet Kenmare Road	Shire		May		1 km commencing Galanungah North Road heading east

Gravel Re-Sheets					
<i>Project</i>	<i>Funding</i>	<i>% Completed</i>	<i>Start Date</i>	<i>Completion Date</i>	<i>Comments</i>
3LK Road	Shire	100%	September	September	1 km starting Wimmera Highway
Byrnes Road	Shire		June		1.2 kms starting Banyena Pimpinio Road
Dunlops Road	Shire	100%	September	September	1.3 kms starting Mathesons Road
Cannum Five Chain Road	Shire		June		1.3 kms starting 3.1 kms from Blue Ribbon Road

YARRIAMBIAK SHIRE COUNCIL

COUNCIL MEETING

MINUTES

23 MAY 2018

Gravel Re-Sheets (continued)					
Project	Funding	% Completed	Start Date	Completion Date	Comments
Carron Road	Shire		May		1.9 kms starting 4.9 kms from Rupanyup Road
Coopers Road	Shire		May		530 metres starting Lawler Road
Dogwood Road	R2R	100%	December	January	1.6 kms starting 6.3 kms from Dimboola Minyip Road
Dunmunkle Creek Road	Shire		May		600 metres starting Lallat North Road
Feerys Road	Shire	100%	January	January	2 sections (1) 1.8 kms starting Dimboola Minyip Road (2) 480 metres starting 2.7 kms from Dimboola Minyip Road
Gaulkes Road	Shire	100%	March	March	1.3 kms starting 5.5 kms from Barrat Road
Glovers Road	Shire		May		600 metres starting 3.6 kms from Daveys Road
Government Road	Shire	100%	February	March	400 metres starting 1.4 kms from Borung Hwy
Greisers Road	Shire		June		620 metres starting Rupanyup Road
Hepworth Road	Shire		May		580 metres starting 4.7 kms from Rupanyup Road
Kewell Tarkedia Road	Shire	100%	September	September	940 metre starting Sheep Hills Kellalac Road
Kranzs Road	Shire		June		500 metres starting Ailsa Road
Krauses Road	Shire	100%	August	August	560 metres starting Stawell W/beal Road
Leith Road	Shire	100%	February	February	810 metres starting Rupanyup Road

YARRIAMBIAK SHIRE COUNCIL

COUNCIL MEETING

MINUTES

23 MAY 2018

Gravel Re-Sheets (continued)					
Project	Funding	% Completed	Start Date	Completion Date	Comments
Lierschs Pit Road	Shire		May		710 metres starting 4 kms from Banyena Pimpinio Road
Longerenong Warracknabeal Road	Shire		May		1.5 kms starting 6.5 kms from Wimmera Hwy
McLachlans Road	Shire	100%	February	February	410 metres starting 2.8 kms from Mount Pleasant Road
Mellis Road	Shire	100%	May	May	910 metres starting 17.7 kms from Stawell Warracknabeal Road
Morgans Road	Shire	100%	September	September	1.6 kms starting 3.2 kms from Dalcross Road
Mount Pleasant Road	R2R	100%	February	February	2.3 kms starting 6.4 kms from Donald Murtoa Road
Murtoa Settlement Road	Shire		June		1.1 kms starting 1.7 kms from Donald Murtoa Road
Robinson Lane	Shire	100%	April	April	1.3 kms starting 2.5 kms from Ailsa Road
Ruwoldts Road	R2R	100%	December	December	5.7 kms starting 2.4 kms from Stawell Warracknabeal Road
Tobins Road	Shire		June		1.3 kms starting Wimmera Hwy
Wallup Church West Road	Shire		May		1.5 kms starting Blue Ribbon Road
Westerlands Road	Shire		May		2 kms starting 1.6 kms from I Evans Road
Woods Road	R2R	100%	September	September	2.6 kms starting Donald Murtoa Road

YARRIAMBIACK SHIRE COUNCIL

COUNCIL MEETING

MINUTES

23 MAY 2018

Gravel Re-Sheets (continued)					
Project	Funding	% Completed	Start Date	Completion Date	Comments
Blue Ribbon Road	R2R	100%	March	March	2.9 kms starting 19.9 kms from Borung Highway
Brikkle Road	Shire	100%	February	February	2 sections (1) 330 metres starting 9.1 kms from Jeparit Road (2) 480 metres starting 15.8 kms from Jeparit Road
Burrion Road	Shire	100%	March	April	1.1 kms starting 9.9 kms from Hopetoun West Road
Clyne Road	Shire	100%	February	February	1 km starting 1.5 kms from Antwerp Road
Dodgshun Bellinger Road	Shire	100%	April	April	1.5 kms starting 1.4 kms from Hopetoun Walpeup Road
Ellam Willenabrina Road	R2R	100%	December	December	2.3 kms starting Warracknabeal Rainbow Road
Elliot Road	Shire		May		600 metres starting Hopetoun Walpeup Road
Gama South Road	Shire	100%	July	July	810 metres starting 6.4 kms from Henty Highway
Geodetic Road	Shire	100%	April	April	1.5 kms starting 32 kms from Dimboola Minyip Road
Goads Road	R2R	100%	November	December	2.3 kms starting 1 km from Henty Highway
Hermans Road	Shire		May		1.6 kms starting Henty Highway
Hood Lane	Shire	100%	November	November	1.5 kms starting Brim West Road
J Ballentines Road	Shire	100%	May	May	1.46 kms starting Goyura East SBR
Johns Road	Shire	100%	December	December	1.97 kms starting 3.2 kms from Warracknabeal Rainbow Road

YARRIAMBIACK SHIRE COUNCIL

COUNCIL MEETING

MINUTES

23 MAY 2018

Gravel Re-Sheets (continued)					
Project	Funding	% Completed	Start Date	Completion Date	Comments
Kellys Road	Shire	100%	July	July	1.31 kms starting 1.8 kms from Sunraysia Highway
Lah Angle Road	Shire	100%	November	November	1 km starting 4.5 kms from Lah West Road
Lascalles North Road	Shire	100%	August	August	990 metres starting 4.5 kms from Lascalles Sea Lake Road
Erhardts Road	Shire		June		2 kms starting 1 km from Birchip Rainbow Road
Moloney Road	Shire		May		800 metres starting 1.4 kms from Hopetoun Walpeup Road
Overalls Road	Shire		May		1.3 kms starting Sunraysia Highway
Patchewollock Tempy Road	Shire		May		1 km starting 12.6 kms from Sunraysia Highway
Sleeps Lane	Shire	100%	February	February	820 metres starting Audrey Road
Tempy East Road	Shire		June		1.2 kms starting 5.4 kms from Sunraysia Highway
Warren Road	Shire		June		2.27 kms starting Birchip Rainbow Road
Wilson's Road	Shire		June		1.89 kms starting 2.3 kms from Hopetoun Sea Lake Road
Woodwards Road	Shire	100%	December	December	1 km starting Beyer Road
Yaapeet North Road	R2R	100%	January	February	1.57 kms starting 4kms from Hopetoun Yaapeet Road

Kerb & Channel					
<i>Project</i>	<i>Funding</i>	<i>% Completed</i>	<i>Start Date</i>	<i>Completion Date</i>	<i>Comments</i>
Hamilton Street Murtoa	Shire				162 metres from Marna Street to Breen Street both sides
South Street Minyip	Shire	100%	February	February	201 metres Church Street to Foundry Street on north side

Outdoor staff have been busy with:-

- Sealing stabilisation patches
Following up GWM Water repair
- Line marking streets and Aerodromes
- Repairing footpaths
- Tree removal at Warracknabeal Aerodrome

10.5 Community Services Report – Prepared by Gavin Blinman

Kindergartens

We have applied with our Parent Advisory Groups at Warracknabeal, Minyip and Rupanyup for DET funding in the latest round of facility grants to improve inclusiveness of our playgrounds. We have also applied under the IT grant round for a notebook to improve administration and introduce central enrolment.

As from term 4 we will also be collecting fees for three year old children across the Shire. We have already been collecting four year old fees since last year. This is inline with the new Early Years Management Framework.

Our teacher at Minyip / Rupanyup has been replaced during her maternity leave following an interview involving the Minyip / Rupanyup PAG Executive. Lynne Bourke Elliot will be our teacher during the next 12 months.

Long serving staff member Narelle Gibson at Beulah was farewelled by the PAG, kinder community and school at Beulah; we wish Narelle good luck in her new venture. Camille our assistant at Hopetoun will take on the extra day at Beulah.

Landscaping at Murtoa has been completed, Darren Winsall will now repair the fence and the area will be accessible again for the children.

Environmental Health / Local Laws – Prepared by Tim Rose & Craig Byron

Tim is on leave. We have had support from Horsham EHO as per our shared service arrangement to cover leave.

Have had 13 dogs impounded; out of these dogs two were surrendered and one has since been adopted, all other dogs were reclaimed. Council had four cats impounded; three of these have been reclaimed and one has gone to rescue.

Illegal dumping of rubbish was reported at Lascelles. Investigation found a lot of plastic garden pots, plastic bags, cardboard boxes etc. Council was able to find a person's name on some of the boxes, and make contact with them. Offender informed that the rubbish heap was a "community bonfire site" and that other people had used it to dump rubbish. The person was asked to remove all the plastic items and building materials, and dispose of correctly at a Shire Tip. This has since been done.

Have had quite a few barking dog complaints; these have been followed up on, with the complainants asked to keep a diary and the owner of the dogs asked to reduce the barking.

A property on the edge of Minyip was reported to have a lot of junk piled up against a shipping container, which had become an eyesore and a fire hazard. After contacting the owner, this property has since been cleaned up.

Aged and Disability – Lisa Dunkley**CHSP/VIC HACCPYP**

Lisa is currently on leave.

Volunteer Meals and Transport – Alannah Milne**Transport**

For the month of April 2018 the Shire completed eight drives and had Nil cancellations. This month elderly were mainly accessing services in Horsham.

The table below is a comparison over the last two years.

April 2018	8 drives, 0 cancellation
April 2017	10 drives, 1 cancellation
April 2016	13 drives, 2 cancellations

Meals on Wheels

April 2018	793 Meals
April 2017	523 Meals
April 2016	773 Meals

MOW services for Beulah, Rupanyup and Minyip are still suspended due to lack of numbers and not enough interest to start back up. Numbers are decreasing in Woomelang as we are down to two clients.

We have sent out CBM and MOW surveys to all clients receiving a meal and we have had an excellent amount returned which will be summarised and results will be available next Council report.

Maternal and Child Health (MCHN) – Michelle Schilling

- This month was a very quiet month, only three births in April
- Casual reliever MCH Nurse ceased in north. A new reliever has commenced, one day per week in Murtoa. Michelle is covering the rest of the Shire
- Completed Secondary College catch up immunisations – next round due in October
- Michelle commenced a lactation course
- The Playgroup Facilitator has commenced and is currently in Melbourne attending a compulsory DET training course for three days called Smart talk; this will be rolled out across the Shire for playgroups and in home support families.

Assessment Officer Report – Barbara Whiteford**Assessments Completed**

- 10

Reviews Completed

- 7

Education and Training

- Visit to RNH to meet Community Services Team 4/4/2018
- RAS Coordinator Visit 5/4/2018
- Assessors attended Grampians Support Plan Training @ Ararat 26/4/2018

Meetings

- Wimmera Partnership Network Meeting @ Horsham 3/4/2018
- YSC & RNH Shared Care Meeting @ RNH 17/4/2018

Youth – Murray McKenzie

Interviews were carried out with four of the new Yarriambiack Youth Action Councillors this week, with Councillor Kylie Zanker conducting them with the assistance of Bernardine Schilling (Governance & Customer Service Coordinator).

The FReeZA Grant Applications were released on 7 May with Yarriambiack looking to build on its first three years of funding and seek the full \$73,500 available over the next three years 2019-2021.

The finalisation of the Graffiti Prevention Project took place with the protective Epoxy Resin Paint applied to the “Skate City” Graffiti Mural. Mayor Graeme Massey opened the finished project on 21 April. This coating is very expensive but will allow the mural to be cleaned very easily for years to come.

Some exciting news, with the Thrive Not Survive Yarriambiack, Engage Program, taking shape with plans for a Barista Course in the coming weeks! We are also hoping for some movement on the Youth Shed situation in the next month or so and the Spray painting workshops which were postponed four weeks.

A meeting at Warracknabeal College to tackle some of the student disengagement issues with the school and community took place on Wednesday, 9 May 2018 and the most recent YYAC meeting took place on 16 May 2018.

Community Services & Development Projects Report – Prepared by Andrea Stepney

Project	Description	Status	Stage	% comp
Warracknabeal Aerodrome Transfer Station Upgrade Project	Major Refurbishment	Construction commenced 15/1/2018. Canopy, external cladding and septic completed.	Construction	60
Warracknabeal Golf Club Irrigation Project	Fairways Irrigation	Tender C226/2018 closed 27/4/18. Project to commence May/June 2018. Evaluation panel 9/5/18.	Initiation	90
Woomelang Hall Kitchen & Drainage Project	Kitchen Upgrade and drainage works	Funding application submitted. Project expected to commence May/June 2018. Project value is \$50k	Initiation	90
Beulah Cabins	Installations of two cabins at caravan park	DELWP approval received. Design now finalising for quote & DCP submission. Project value \$100k	Scoping	75
Pipeline				%
Warracknabeal Saleyards Upgrade Project	Major Refurbishment	Project framework in development. Project Plan completed. Application made to BBRF Round 2 19/12/17	Development	50
Warracknabeal Town Hall Upgrade Project	Major Refurbishment	Project Plan completed. Application made to BBRF Round 2 19/12/17. Additional application to Living Heritage Grant 13/4/18	Development	50
Warracknabeal Leisure Complex	Master Plan of Leisure Precinct	Application made to BBRF Round 2 19/12/17. Includes Adult/Senior Playgrounds concept.	Development	50
Minyip Rec Reserve	Irrigation Project	Flagged project with SRV. Interested in progressing project. EOI required from Rec Res Committee	Development	10
Beulah Rec Res Change Rooms	New change rooms & toilets for Football/Netball	Project reported to SRV for Minor Facilities funding. Committee currently preparing plans	Development	10
Murtoa Netball Change Rooms	New change rooms and upgrade existing restrooms, New court	Project reported to SRV for Major Facilities funding. Committee has prepared concept plans	Development	10
Beulah Netball Club Pavilion	Upgrade netball facilities	Project reported to SRV for Minor Facilities funding.	Development	5
Hopetoun Rec Reserve Lighting Upgrade	New lighting to sports oval	Project reported to SRV for Minor Facilities funding.	Development	5
Hopetoun Golf Club Equipment Shed	New shed for equipment	Project reported to SRV for Minor Facilities funding.	Development	5

YARRIAMBIAK SHIRE COUNCIL

COUNCIL MEETING

MINUTES

23 MAY 2018

Pipeline				%
Brim Bowls Club	Promaster synthetic surface	Project reported to SRV for Minor Facilities funding.	Development	5
Rupanyup Rec Reserve Lighting Upgrade	New lighting to sports oval	Project reported to SRV for Major Facilities funding.	Development	5
Hopetoun Rec Reserve	Extend sprinkler system	Project reported to SRV for Minor Facilities funding.	Development	5
Warracknabeal leisure Centre	Upgrade of centre pending feasibility	Project reported to SRV for Major Facilities funding.	Development	5
Hopetoun Bowls Club Synthetic Green 2 Project	Second Synthetic Surface	Potential for future SRV funding who have request a Schedule of Use to support second synthetic green. Project Plan in development.	Development	25
Assistance Only				
Hopetoun	Lake Lascelles Fishing Pond	Redevelopment of obsolete town reservoir. Funding through VFA. Development includes fishing decks, picnic seating & shelter, new fence and bank.		Application Successful
Hopetoun	Lakes Lascelles Shade Structure	Assistance with planning and building applications		Application in progress
Hopetoun	Lake Lascelles Camp Kitchen Extension	Assistance with planning and building applications		Application in Progress
Beulah Signage	Tourism Agriculture Info sign	Recommended FRRR, Local History Grant, Share & Suez Community Grant. Submitted FRRR application on behalf of committee.		Application in progress
Minyip Memorial Hall	Seeking grant for front window repairs	2017 FRRR application unsuccessful. Source alternative grant		Sourcing Grant
Minyip Memorial Hall	Various items.	Proceed with a Project Plan, quotes etc to be ready for next round of grants early 2018. Possibly Living Heritage Grant.		Project in Development
Warracknabeal Anzac Memorial Park	New paving at entry gates	Have drafted application. Requested documents from RSL. Heritage assessment & planning applications required.		TBA if still proceeding
Murtoa Progress Society	Streetscape & Irrigation System	Original design & quote need updating. Assist with sourcing grant		Sourcing Grant
Emma's Café - Minyip	Significant termite damage	Committee have requested assistance with a grant to repair the termite damage. Likely \$20k+ project. Project plan to be developed. Grant source not yet identified.		Sourcing Grant
Warracknabeal Playgroup	Shared Facilities Project	Funding for Multifunction Children's Centre		Project in Development

SHARE Program - Sustainable Healthy Adaptable Resilient Engaged – Prepared by Marianne Fergusson**Community Group Financial Assistance Scheme**

The Community Group Financial Assistance Scheme is currently open and will close on May 25, 2018. These grants are to assist with the maintenance and capital improvements of community assets and events and community groups can apply for a maximum of \$500.

Southern Mallee Tourism Collaboration and Destination Management Plan project

Urban Enterprise, planning and tourism consultants, have recently been commissioned by the Wimmera Development Association on behalf of the Wimmera Southern Mallee Regional Partnership to undertake consultation to inform the development of a Tourism Collaboration and Destination Management Plan for the Wimmera Southern Mallee region.

The Tourism Collaboration and Destination Management Plan will determine the most appropriate and viable tourism governance model and structure for the region, supporting industry development, product development and coordinated regional marketing. Consultation with industry representatives and communities will take place over the coming months.

Silo Art Trail

The Beulah Business and Information Centre are coordinating promotional items and opportunities to develop further merchandising. Juddy Roller is assisting the development of the merchandising by coordinating the relevant approvals from the artists.

Warracknabeal Court House

A community meeting was held on April 23 and provided an opportunity for the community and stakeholders to discuss the proposed rejuvenation of the Court House into an arts precinct and a small art hotel. The next stage application to the Creative State Commissions program has been submitted.

Yarriambiack Tourism

There is currently a significant demand for local brochures and the committee continues to update the information as required. The Yarriambiack Tourism Facebook Page currently has 2,249 likes

10.6 Acting Director Infrastructure & Planning Report – Prepared by Bernie Naylor

Free Green Waste Day

Council will once again be conducting our annual Free Green Waste disposal days.

Following the success of the program in May and October 2017, Council has decided to conduct the free disposal over the period from the 29th May, 2018 to the 3rd June, 2018 during the Transfer Stations normal hours of operation.

Extending the collection period was very well received by the rate payers and residents, all transfer stations were kept very busy and it also enables the elderly to make arrangements to have their Green Waste removed from their properties over a longer period.

Safe Driving policy

Over the last couple of months, Council has been discussing with both the Consultative Committee and the O H & S Committee, ways in which we can improve safety when using Council vehicles and equipment.

Following these discussions and the approval by these two committees, Council has now updated our Safe Driving Policy to include the following clause:-

Safe Driving Policy Clause

ADVISORY SPEED LIMITS ON EARTHEN AND GRAVEL ROADS

- It is recommended that Employees, Councillors and Volunteers when using Council vehicles and equipment on earthen or gravel roads **DO NOT** exceed a speed of 80kmh.
- Staff should always drive to both the road and weather conditions.

2018/2019 Community Sports Infrastructure Fund – Murtoa Swimming Pool

Council has now received the Victorian Funding Agreement from the Department of Health and Human Resources for the Upgrade to the changeroom facilities at the Murtoa swimming Pool, this agreement will now be signed by Council.

Council can now proceed to finalise the design and prepare the tender documents for the project.

The value of the project is approx \$370,000, it is anticipated works will commence later in the year.

Murtoa Streetscape Project

The Murtoa Progress Association has approached Council regarding a proposal to undertake a Streetscape project in McDonald St, Murtoa.

The Committee have submitted information regarding stage one as detailed below:-

Location:- McDonald Street north from Marma Street to Breen Street.

Choice:- Both East & West sides - One variety of ornamental deciduous planted within the nature strip/footpath.

Location:- McDonald Street north from Breen Street to Degenhardt Street.

Choice:-East side - One variety of ornamental deciduous planted within nature strip /footpath.

West side – Retain existing gum trees.

Location:- McDonald Street north from Degenhardt Street to Comyn Street.

Choice:-Both East & West sides - One variety of ornamental deciduous planted within the nature strip/ footpath.

The Stage One project would require approximately 60 ornamental trees. Streetscape plans would be on public display to inform the local community and the main street businesses. Removal -There are a number of trees and shrubs in the area defined that will require removal before this streetscape planting can be implemented.

I met with representatives of the committee on Thursday, 3rd May requesting that a detailed plan be prepared with an information sheet.

Council will then provide this information to all residents and businesses in McDonald St seeking their comments.

Following this consultation, I will meet with the committee once again to discuss the feedback that has been received and move the project forward.

Environment – Prepared by Geoff Harvey

- Inspected airport weeds
- Inspected street trees, Hopetoun
- Inspected Banyena-Pimpinio Rd re weeds
- Contacted DELWP re tree in creek
- Inspected roads in Hopetoun West area re rabbits
- Inspected roads re dump site for gravel
- Organised tree planting with school for Warracknabeal
- Organised contractors to treat rabbits and weeds.

Technical Officer – Prepared by Nathan McLean

Assisting the Asset Engineer with validating footpath data to enable a report to be completed for finance audit. Asset Finda software requires populating data across all of our asset fields and the inventory status of our infrastructure and assets.

Design Engineer – Prepared by Joel Turner

- Current road rehabilitation jobs are underway
 - Goyura East School Bus Route Road 75% complete
 - Sheep Hills Kellalac Road Complete
- First levee job on Asquith Avenue, Warracknabeal ready to begin in the coming weeks
- Munro Street drainage job complete and working well

OH&S Report – Prepared by Bobby Taylor

- **First Aid Kits**

We have commenced updating the outdoor staff first aid kits; Hopetoun is finished, the southern area is underway and Warracknabeal will be completed last
- **Safe Work Method Statements (SWMS)**

I have been making new SWMS for outdoor works plus updating the old SWMS
- **Security Cameras**

I have checked all the cameras that are installed within the shire. Damage to Shire property has dropped right off since the cameras have been put up; the Lion's Park and public toilets in Warracknabeal are the main ones. I have a list of all installed cameras in the Shire including all Works Depots: Minyip, Murtoa, Rupanyup, Warracknabeal, Mechanics, Hopetoun new and old Depots, Warracknabeal Town Hall, Lions Park, Shire Office, Leisure Centre, Tech Services Office, Dog Pound, Kindergarten and the Tourist Centre.

Risk Management & OH&S / Technical Services – Prepared by Michael Evans**Assets**

- Continuing to validate asset register data in the new computer system (AssetFinda)
- Reviewed Councils gravel re-sheet cartage rates, units rates and methodology. Started to review Councils finished job costs to determine future unit rates for the Capital Works programs
- Commenced to prepare information for submitting the yearly Valuation report for the finance auditors. This process involves inputting all finished Capital works into our Asset registers, updating Councils registers with the latest asset conditions stemming from inspection regimes and carrying out a revaluation of Councils asset replacement unit rates.
- Attended the Engineering/Asset management side of a training course (Day 2) on unsealed roads in Horsham

OH&S and Risk Management

- Fulfilled the role of OH&S Risk Management Officer as required
- Investigated several logged incidents within Council

Emergency Management

- Attended the Murra Warra Wind Farm Emergency Management meeting in Horsham
- Attended a mass casualty Incident training exercise in Ballarat at the Ballarat Base hospital
- Attended a combined Council (West Wimmera, Horsham Hindmarsh & Yarriambiack) Emergency Management meeting in Dimboola on Animal Welfare called Exercise Orwell;

The aim of Exercise Orwell was to, in a severe storm incident, measure the current understanding and application of the Partner Councils' Animal Welfare Support Plan by Partner Council staff when there is an impact to domestic livestock, companion animals and wildlife across two or more council areas.

Technical Officer – Prepared by Tony Brennan

- Processed as required 'Dial Before You Dig' enquiries: April (70) May (30 – to date)
- Processed Legal Point Of Discharge applications for stormwater drainage as required
- Processed NHVR applications as requested for oversize vehicle travel through the Shire
- Carried out Road Management Act inspections for reinstatement issues from works carried out by GWM Water
- Completed Safety finding notices for previous CASA Audit at the Warracknabeal Aerodrome
- Applied for and received an extension for one CASA safety notice (to the end of May) for the painting of thresholds and centre line on runway 08/26

Warracknabeal Regional Livestock Exchange

On the sale held May 9th another IT failure (not linked to the previous sale on April 11th) and completely unforeseen, caused more issues for all concerned. Fortunately, we were able to reconfigure all hardware to "hotspot" through the mobile phone system which allowed the sale data to be collected and eventually uploaded to the NLIS data base at the end of the day. Once again, we were indebted to Alec and Stewart from LE Pty Ltd who were brilliant with their IT knowledge in providing a plan "B" to complete the sale.

However, these problems have provided unexpected positives e.g. we now have a way (PLAN B) to conduct the sale should any of these IT issues occur in the future. It has also provided all users with more time to become familiar with the hardware being used, and as a result they are asking questions and making requests to Alec and Stewart on what they would like the software to do when scanning, penning and booking the sale. In turn the software can be altered where possible to suit those working with it pre and post sale.

The next sale will be held on May 23rd and we are very hopeful that all previous issues will be sorted and the sale can be held without any further IT problems.

Sale Numbers for this Year

Jan 24 th 4849	Mar 14 th 4306	Apr 25 th <i>Cancelled (Anzac Day)</i>
Feb 14 th 2509	Mar 28 th <i>Cancelled (Easter)</i>	May 9 th 2059
Feb 28 th 5541	Apr 11 th 7021	

Caravan Park Occupancy April 2018

State	Warracknabeal	Hopetoun	Murtoa
VIC	270	619	139
NSW	38	50	23
WA	2	6	2
QLD	23	32	5
SA	62	8	14
NT	0	0	0
ACT	4	2	0
TAS	1	0	1
International	0	2	0
Permanents	10	N/A	N/A
TOTAL	400	719	183

11 REPORTS FOR DECISION

11.1 Finance Report – Prepared by Anita McFarlane

Recommendation

The Finance Report as at April 2018 be received.

Moved Cr J Wise seconded Cr K Zanker that the Finance Report as at April 2018 be received.

Carried

11.2 Revenue Report – Prepared by Chantelle Pitt

Recommendation

The Revenue Report as at 08 May 2018 be received.

Moved Cr T Hamilton seconded Cr C Heintze that the Revenue Report as at May 2018 be received.

Carried

11.3 Proposed Annual Budget 2018/2019 – prepared by Anita McFarlane

The proposed Annual Budget 2018/19 has been prepared in consultation with Council and Management and is presented for approval to give public notice in accordance with Section 129 of the *Local Government Act 1989* (the Act).

The proposed Annual Budget 2018/19 document provides full details of the resources required to deliver the services and initiatives identified in the Council Plan.

A number of financial reports have been developed outlining expected income and expenditure for all areas of Council in 2018/19, and comparing these to the forecast actual results for 2017/18.

The proposed increase in rate revenue for the 2018/19 financial year is 2.25% in line with the order by the Minister for Local Government under the Fair Go Rates System.

The Budget has been structured to maintain existing service levels, deliver grant subsidised projects aimed at promoting liveability and sustainability within the municipality and provides a contribution towards the renewal of Council's infrastructure.

Recommendation

That Council:

1. Accept that the proposed Annual Budget 2018/19, as presented, be the proposed Budget prepared by Council for the purposes of the *Local Government Act 1989* and the Local Government (Planning and Reporting) Regulations 2014.
2. Authorise the Acting Chief Executive Officer to give public notice of the preparation of the proposed Annual Budget 2018/19 in accordance with Section 129 of the *Local Government Act 1989*, noting the dates for public notice are from Wednesday 23rd May, 2018 to Wednesday 20th June, 2018.
3. Agree that subject to changes to the proposed Annual Budget 2018/19 after consideration of all submissions, the proposed Annual Budget 2018/19 will be presented for adoption as Council's Annual Budget 2018/19, in accordance with Section 130(1) of the *Local Government Act 1989*, at the Ordinary Council Meeting to be held on Wednesday 27th June at 9.30am in the Council Chambers, 34 Lyle Street, Warracknabeal.

Moved Cr K Zanker seconded Cr J Wise that Council:

- 1. Accept that the proposed Annual Budget 2018/19, as presented, be the proposed Budget prepared by Council for the purposes of the *Local Government Act 1989* and the Local Government (Planning and Reporting) Regulations 2014.**
- 2. Authorise the Acting Chief Executive Officer to give public notice of the preparation of the proposed Annual Budget 2018/19 in accordance with Section 129 of the *Local Government Act 1989*, noting the dates for public notice are from Wednesday 23rd May, 2018 to Wednesday 20th June, 2018.**
- 3. Agree that subject to changes to the proposed Annual Budget 2018/19 after consideration of all submissions, the proposed Annual Budget 2018/19 will be presented for adoption as Council's Annual Budget 2018/19, in accordance with Section 130(1) of the *Local Government Act 1989*, at the Ordinary Council Meeting to be held on Wednesday 27th June at 9.30am in the Council Chambers, 34 Lyle Street, Warracknabeal.**

Carried

11.4 Remote Airstrip Upgrade – Prepared by James Magee

Council has been successful in obtaining funding for the upgrade of the Hopetoun Aerodrome under the Australian Governments Regional Aviation Access Programme. An amount of \$250,000 is available for the regulation and surfacing of the sealed runway. The works are due to be completed by 30 June 2019.

Recommendation

That Council Sign and Seal the Deed of Agreement with the Australian Government for the upgrade of the Hopetoun Aerodrome.

Moved Cr T Hamilton seconded Cr S Roberts that Council Sign and Seal the Deed of Agreement with the Australian Government for the upgrade of the Hopetoun Aerodrome.

Carried

**11.5 Wimmera Regional Library Corporation Agreement 2018 – Prepared by
Gavin Blinman**

Following the withdrawal of Buloke Shire from the WRLC effective June 2018, a new agreement for the member councils has to be agreed on and signed.

The agreement will have the same terms and conditions as previous agreements.

Recommendation

That Council Sign and Seal the new agreement that is operational from the date of signing by the State Minister and is reviewed at 5 years by member councils.

Moved Cr J Wise seconded Cr T Hamilton that Council Sign and Seal the new agreement that is operational from the date of signing by the State Minister and is reviewed at 5 years by member councils.

Carried

12 GENERAL BUSINESS (including strategic direction and specific issues)

Nil General Business

Moved Cr K Zanker seconded Cr K Zanker that standing orders be suspended at 10:50am.

Carried

Moved Cr H Ballentine seconded Cr T Hamilton that standing orders be resumed at 11:10am.

Carried

13 CLOSED SESSION

Moved Cr H Ballentine seconded Cr T Hamilton that Council move into Closed Session.

Carried

Moved Cr C Heintze seconded Cr J Wise that Council move back into Open Session.

Carried

Moved Cr K Zanker seconded Cr T Hamilton that Council adopt the following resolution from the Closed Session of Council.

Carried

13.1 Contract C226/2018 Supply and Installation of an Automated Watering System at the Warracknabeal Golf Club

Bernie Naylor left Council Chambers at 11:10am due to a Conflict of Interest in relation to Item 13.1.

Bernie Naylor returned to Council Chambers at 11:20am.

Moved Cr J Wise seconded Cr C Heintze that:

- A) Council accepts the tender from the joint submission of GTS Plumbing and Quick Plumbing for the Supply and Installation of an automatic watering system at the Warracknabeal Golf Club for the contract sum of \$317,761 excluding GST.**
- B) Council sign and seal the contract with GTS Plumbing and Quick Plumbing for the Supply and Installation of an automatic watering system at the Warracknabeal Golf Club for the contract sum of \$317,761 excluding GST.**

13.2 Contract of Sale – 50 Mandeville Street, Hopetoun

Moved Cr T Hamilton seconded Cr K Zanker that Council accept the \$32,000 offer from Jan Black, Anita Carroll & Paul Calway and that Council sign and seal the Contract of Sale documents for the sale of 50 Mandeville Street, Hopetoun.

14 MINUTES FROM MEETINGS

15 ATTACHMENTS / REPORTS

Planning Permit Activity Report for April 2018
Income Statement by Resources for April 2018
Income Statement by Department for April 2018
Summary of Major Income and Expenses by Resources for April 2018
Capital Expenditure for April 2018
Summary of Capital Works for April 2018
Balance Sheet as at 31 April 2018
Summary of Balance Sheet as at 31 April 2018
Rates Report – May 2018

16 NEXT MEETING

The next meeting of Council will be held on Wednesday, 27 June 2018 at 9:30am at Warracknabeal.

17 CLOSE 11:25am

Mayor

Application Identifier	Application type	Property Location			Applicant Details				Date Application Received	Proposed Land Use	Responsible Authority Outcome	Date of Responsible Authority Outcome
		Street Address		Crown Description	Name	Address						
		Street Number, Name	Locality	Allotment, Section, Parish		Street Number, Name	Locality					
TP30-17	New application	19 Carroll St	Minyip	CA6 Sec 21 Parish of Nullan	Mudher Architects P/L	Jasvinder Mudher	16 Mossdale Ct	Templestone	08/08/2017	Residential / Accomodation	In progress	
TP49-17	New application	73 Lyle St	Warracknabeal	CA4 Sec 20 Parish of Werrigar	Alex Hawker	Hotondo Homes	PO Box 1331	Horsham	04/12/2017	Residential / Accomodation	Permit issued by a delegate of the Responsible Authority	17/04/2018
TP51-17	New application	Various CA from Beulah to Sealake	Beulah		CNC Project Management P/L		lvl 7, 276 Flinders St	Melbourne	01/12/2017	Agriculture	Permit issued by a delegate of the Responsible Authority	17/04/2018
TP08-18	New application	CA 2E, Austin St	Hopetoun	CA 2E Parish Gorya	Lake Lascelles Committee	Peter Poulton	30 Austin St	Hopetoun	30/01/2018	Leisure and recreation	Permit issued by a delegate of the Responsible Authority	26/04/2018
TP10-18	New application	546 Aubrey Rd	Cannum	CA96 Parish Cannum	Gary Sleep		PO Box 173	Warracknabeal	06/02/2018	Agriculture	Permit issued by a delegate of the Responsible Authority	17/04/2018
TP12-18	New application	380 Kewell East Rd	Minyip	CA63, Parish of Kewell East	David Boyd		PO Box 30	Minyip	14/02/2018	Agriculture	Permit issued by a delegate of the Responsible Authority	17/04/2018
TP15-18	New application	18-18a Woolcock St	Warracknabeal		Gerard Brandrick & Associates	Anglea Hancock	PO Box 505	Echuca	16/02/2018	Other land use	Permit issued by a delegate of the Responsible Authority	17/04/2018
TP20-18	New application	Henty Highway	Warracknabeal		Action Steel Sheds	Walter Crick	PO Box 555	Stawell	07/03/2018	Industry and warehouse	Permit issued by a delegate of the Responsible Authority	09/04/2018
TP21-18	New application	Wimmera Highway	Rupanyup	26A, Parish of Rupanyup	GWMWater		PO Box 481	Horsham	22/03/2018	Other land use	Permit issued by a delegate of the Responsible Authority	09/04/2018
TP22-18	New application	65 Lyle St	Warracknabeal		Maurie Parsons		252 Scott St	Warracknabeal	22/03/2018	Residential / Accomodation	Permit issued by a delegate of the Responsible Authority	17/04/2018
TP23-18	New application	122 Scott St	Warracknabeal		Robert Bennett		PO Box 21	Birchip	22/03/2018	Food and drink premises	Permit issued by a delegate of the Responsible Authority	09/04/2018
TP24-18	New application	CA 2E, Austin St	Hopetoun	CA 2E Parish Gorya	Lake Lascelles Committee	Peter Poulton	30 Austin St	Hopetoun	27/03/2018	Leisure and recreation	In progress	
TP25-18	New application	5 Dungey St	Warracknabeal	CA20 Sec 43, Parish of Werrigar	Bell's Farma Products	Jamie Bell	12 Tarrant St	Warracknabeal	12/04/2018	Residential / Accomodation	Permit issued by a delegate of the Responsible Authority	24/04/2018
TP26-18	New application	3100 Rainbow Rd	Willenabrina	CA19A & 19D Parish Willenabrina	Country Fire Authority	Paul Costantino	PO Box 701	Mt Waverley	12/04/2018	Other land use	Permit issued by a delegate of the Responsible Authority	17/04/2018
TP27-18	New application	23 Gardiner St	Warracknabeal		Carol Miller		23 Gardiner St	Warracknabeal	16/04/2018	Residential / Accomodation	In progress	
TP28-18	New application	25 Layfield St	Rosebery		Cheryl Dabonde		25 Layfield St	Rosebery	19/04/2018	Residential / Accomodation	In progress	
TP29-18	New application	14 Austin St	Hopetoun	CA1 Parish Goyura	Hopetoun IGA	Michael Langdon	14 Austin St	Hopetoun	26/04/2018	Retail premises	In progress	
TP30-18	New application	56 Dumbouy Rd	Warracknabeal		Rhonda Russell		PO Box 69	Warracknabeal	26/04/2018	Residential / Accomodation	In progress	
TP31-18	New application	87 Lyle St	Warracknabeal	CA 13, Sec 19, Parish of Werrigar	Ambulance Victoria	Gus Wade	PO Box 2000	Doncaster	26/04/2018	Other land use	In progress	

YARRIAMBIACK SHIRE COUNCIL
INCOME STATEMENT BY RESOURCES
FOR APRIL 2018

	2014/2015 Budget	2014/2015 Actuals	2015/2016 Budget	2015/2016 Actuals	2016/2017 Budget	2016/2017 Actuals	April Actuals	2017/2018 Budget	YTD Actuals	Forecast	YTD Variance	YTD % Variance
Income												
Asset Disposal & Fair Value Adjustments	\$ (400,000)	\$ (375,190)	\$ (297,800)	\$ 403,000	\$ (290,000)	\$ 139,000	\$ -	\$ (273,000)	\$ (293,418)	\$ (373,000)	\$ 20,418	(7%)
Contributions, Donations & Reimbursement	\$ (309,839)	\$ (264,320)	\$ (235,911)	\$ (85,000)	\$ (189,667)	\$ (391,000)	\$ (15,516)	\$ (271,459)	\$ (220,997)	\$ (446,908)	\$ (50,462)	19%
Government Grants & Charges	\$ (9,225,566)	\$ (11,155,366)	\$ (8,870,887)	\$ (8,259,000)	\$ (10,391,348)	\$ (13,340,000)	\$ (364,635)	\$ (10,714,510)	\$ (6,157,525)	\$ (7,733,547)	\$ (4,556,985)	43%
Interest Income	\$ (139,921)	\$ (138,836)	\$ (107,021)	\$ (128,000)	\$ (78,797)	\$ (122,000)	\$ (6,510)	\$ (79,910)	\$ (53,570)	\$ (90,210)	\$ (26,340)	33%
Rates & Charges	\$ (10,594,460)	\$ (10,827,963)	\$ (11,314,254)	\$ (11,348,000)	\$ (11,618,925)	\$ (11,645,000)	\$ (52,933)	\$ (11,867,562)	\$ (11,940,447)	\$ (11,884,318)	\$ 72,885	(1%)
User Charges, Fees & Fines	\$ (1,051,752)	\$ (1,163,322)	\$ (1,028,072)	\$ (1,144,000)	\$ (1,325,330)	\$ (1,172,000)	\$ (136,811)	\$ (1,290,042)	\$ (1,214,324)	\$ (1,403,428)	\$ (75,718)	6%
Other Income	\$ -	\$ -	\$ -	\$ (214,000)	\$ -	\$ 126,000	\$ -	\$ -	\$ -	\$ -	\$ -	0%
Income Total	\$ (21,721,538)	\$ (23,924,996)	\$ (21,853,945)	\$ (20,775,000)	\$ (23,894,067)	\$ (26,405,000)	\$ (576,406)	\$ (24,496,483)	\$ (19,880,281)	\$ (21,931,411)	\$ (4,616,202)	19%
Expenditure												
Asset Disposal & Fair Value Adjustments	\$ 300,412	\$ 944,791	\$ 309,424	\$ -	\$ 318,707	\$ -	\$ -	\$ 328,268	\$ -	\$ 328,268	\$ 328,268	100%
Bad & Doubtful Debts	\$ -	\$ 36,998	\$ -	\$ 17,000	\$ -	\$ 27,000	\$ -	\$ -	\$ 150	\$ 300	\$ (150)	0%
Contributions & Donations	\$ 892,342	\$ 851,753	\$ 977,245	\$ 767,000	\$ 994,453	\$ 842,000	\$ 31,863	\$ 837,682	\$ 736,937	\$ 792,460	\$ 100,745	12%
Depreciation Amortisation & Impairment	\$ 6,251,313	\$ 6,568,314	\$ 6,438,426	\$ 6,453,000	\$ 6,631,593	\$ 6,960,000	\$ -	\$ 6,830,554	\$ -	\$ 6,830,554	\$ 6,830,554	100%
Employee Costs	\$ 7,637,865	\$ 7,403,109	\$ 7,770,428	\$ 7,607,000	\$ 8,056,020	\$ 7,904,000	\$ 833,869	\$ 8,323,461	\$ 6,752,533	\$ 7,958,386	\$ 1,570,928	19%
Finance Costs	\$ 72,866	\$ 108,979	\$ 123,396	\$ 53,000	\$ 127,097	\$ 51,000	\$ 0	\$ 124,789	\$ 3,508	\$ 50,515	\$ 121,281	97%
Materials	\$ 5,215,260	\$ 4,955,062	\$ 4,633,460	\$ 5,105,000	\$ 4,701,554	\$ 5,586,000	\$ 53,024	\$ 6,425,442	\$ 3,967,331	\$ 5,598,665	\$ 2,458,111	38%
Other Expenses	\$ 1,357,868	\$ 1,333,339	\$ 1,299,629	\$ 1,289,000	\$ 1,325,239	\$ 1,472,000	\$ 45,482	\$ 1,342,658	\$ 1,146,231	\$ 1,362,388	\$ 196,427	15%
Expenditure Total	\$ 21,727,926	\$ 22,202,345	\$ 21,552,008	\$ 21,291,000	\$ 22,154,663	\$ 22,842,000	\$ 964,238	\$ 24,212,854	\$ 12,606,691	\$ 22,921,536	\$ 11,606,163	48%
Total	\$ 6,388	\$ (1,722,651)	\$ (301,937)	\$ 516,000	\$ (1,739,404)	\$ (3,563,000)	\$ 387,832	\$ (283,629)	\$ (7,273,591)	\$ 990,125	\$ 6,989,962	

YARRIAMBIA SHIRE COUNCIL
INCOME STATEMENT BY DEPARTMENT
FOR APRIL 2018

	2014/2015 Budget	2014/2015 Actuals	2015/2016 Budget	2015/2016 Actuals	2016/2017 Budget	2016/2017 Actuals	April Actuals	2017/2018 Budget	YTD Actuals	Forecast	YTD Variance	YTD % Variance
Income												
Community Services	\$ (1,974,579)	\$ (2,215,881)	\$ (1,863,121)	\$ (2,403,000)	\$ (2,038,586)	\$ (2,732,000)	\$ (237,873)	\$ (2,598,413)	\$ (2,127,245)	\$ (2,650,597)	\$ (471,168)	18%
Corporate Services	\$ (14,552,348)	\$ (17,406,375)	\$ (15,348,378)	\$ (12,227,000)	\$ (15,670,301)	\$ (17,549,000)	\$ (74,124)	\$ (15,802,864)	\$ (13,013,032)	\$ (13,661,996)	\$ (2,789,832)	18%
Economic Development	\$ (988,531)	\$ (1,047,968)	\$ (268,264)	\$ (596,000)	\$ (380,734)	\$ (416,000)	\$ (36,689)	\$ (444,809)	\$ (345,310)	\$ (507,604)	\$ (99,499)	22%
Engineering	\$ (2,725,221)	\$ (1,476,163)	\$ (2,749,800)	\$ (3,633,000)	\$ (4,393,033)	\$ (3,645,000)	\$ (178,344)	\$ (3,217,128)	\$ (2,545,756)	\$ (3,052,250)	\$ (671,372)	21%
Recreation & Culture & Leisure	\$ (264,361)	\$ (486,460)	\$ (360,970)	\$ (615,000)	\$ (127,293)	\$ (583,000)	\$ (915)	\$ (271,015)	\$ (115,291)	\$ (241,165)	\$ (155,724)	57%
Regulatory Services	\$ (157,739)	\$ (160,509)	\$ (147,663)	\$ (197,000)	\$ (129,543)	\$ (327,000)	\$ (24,540)	\$ (147,040)	\$ (199,310)	\$ (248,451)	\$ 52,270	(36%)
Waste & Environment	\$ (1,058,759)	\$ (1,131,638)	\$ (1,115,749)	\$ (1,104,000)	\$ (1,154,577)	\$ (1,153,000)	\$ (23,921)	\$ (2,015,214)	\$ (1,534,336)	\$ (1,569,348)	\$ (480,878)	24%
Income Total	\$ (21,721,538)	\$ (23,924,996)	\$ (21,853,945)	\$ (20,775,000)	\$ (23,894,067)	\$ (26,405,000)	\$ (576,406)	\$ (24,496,483)	\$ (19,880,281)	\$ (21,931,411)	\$ (4,616,202)	19%
Expenditure												
Community Services	\$ 2,750,681	\$ 2,653,577	\$ 2,784,790	\$ 2,788,000	\$ 2,963,344	\$ 2,852,000	\$ 166,943	\$ 2,827,218	\$ 2,074,348	\$ 2,812,354	\$ 752,870	27%
Corporate Services	\$ 1,928,109	\$ 1,652,233	\$ 1,971,414	\$ 1,832,000	\$ 1,922,415	\$ 1,588,000	\$ 303,637	\$ 2,013,837	\$ 1,433,557	\$ 1,932,285	\$ 580,280	29%
Economic Development	\$ 1,020,560	\$ 1,248,749	\$ 772,285	\$ 810,000	\$ 990,318	\$ 1,143,000	\$ 42,947	\$ 1,283,369	\$ 924,201	\$ 1,275,790	\$ 359,168	28%
Engineering	\$ 11,069,421	\$ 11,838,719	\$ 10,954,703	\$ 10,923,000	\$ 11,295,342	\$ 11,866,000	\$ 243,839	\$ 11,913,378	\$ 4,384,336	\$ 11,877,514	\$ 7,529,042	63%
Governance	\$ 1,012,911	\$ 865,027	\$ 1,080,027	\$ 917,000	\$ 1,140,638	\$ 996,000	\$ 56,657	\$ 1,053,792	\$ 792,414	\$ 1,069,397	\$ 261,378	25%
Recreation & Culture & Leisure	\$ 1,377,604	\$ 1,292,057	\$ 1,344,019	\$ 1,365,000	\$ 1,137,279	\$ 1,781,000	\$ 38,169	\$ 1,517,255	\$ 903,374	\$ 1,347,226	\$ 613,881	40%
Regulatory Services	\$ 663,416	\$ 663,719	\$ 662,004	\$ 611,000	\$ 662,815	\$ 590,000	\$ 30,209	\$ 651,819	\$ 423,982	\$ 569,038	\$ 227,837	35%
Waste & Environment	\$ 1,905,224	\$ 1,988,264	\$ 1,982,766	\$ 2,045,000	\$ 2,042,512	\$ 2,026,000	\$ 81,836	\$ 2,952,186	\$ 1,670,479	\$ 2,037,932	\$ 1,281,707	43%
Expenditure Total	\$ 21,727,926	\$ 22,202,345	\$ 21,552,008	\$ 21,291,000	\$ 22,154,663	\$ 22,842,000	\$ 964,238	\$ 24,212,854	\$ 12,606,691	\$ 22,921,536	\$ 11,606,163	48%
Total	\$ 6,388	\$ (1,722,651)	\$ (301,937)	\$ 516,000	\$ (1,739,404)	\$ (3,563,000)	\$ 387,832	\$ (283,629)	\$ (7,273,591)	\$ 990,125	\$ 6,989,962	

Yarriambiack Shire Council
Summary of major Income and Expenditure by Resources for April

Income		
Contribution & Donations	Income protection staff contribution	\$ 4,690
	Income protection recoupment	\$ 7,869
	Workcover recoupment	\$ 2,957
Government Grants & Charges	Horsham Sports & Community Club - Silo Art shelters at Brim	\$ 12,000
	DELWPAP - Weeds & Pest (Drought)	\$ 50,000
	DELWPAP - Weeds & Pest	\$ 75,000
	DHHS - HACC Funding	\$ 85,641
	Commonwealth - HACC Funding	\$ 141,994
Rates & Charges	Pensioner concession claim	\$ 52,933
Interest Income	Interest received	\$ 6,510
User Charges	Caravan Park Fees	\$ 19,932
	Planning Fees & Permits	\$ 3,988
	Building Fees & Permits	\$ 4,265
	Scrap Metal	\$ 19,289
	HACC & Brokerage Fees	\$ 15,744
	Lease Income (motor vehicles)	\$ 6,259
	Waste Disposal Fees	\$ 4,396
	Animal Fees & Charges	\$ 16,073
	Leisure Centre Fees	\$ 555
	Memberships	\$ 330
HRCC - Dimboola Minyip Road	\$ 49,060	
Total Income for April		\$ 576,406

Expenditure		
Employee Costs	Salaries & Wages & Oncosts (includes Annual Leave, Sick Leave, Long Service Leave etc)	\$ 715,691
	Councillor Allowances	\$ 15,172
	Workcover	\$ 4,554
	Superannuation	\$ 93,010
	Conferences & Training	\$ 980
	Travelling	\$ 4,331
Materials	Contracts - (includes Wimmera Mallee Waste, Civica, Skillinvest, Simpson Personnel, Horsham Rural City Council etc)	\$ 78,153
	Materials	\$ 30,133
	Plant Hire	\$ (73,890)
	Power	\$ 5,832
	Telephone	\$ 3,485
	Cost of Meals	\$ 3,139
Consultants	\$ 3,582	
Contributions & Donations	Annual Contributions to Beulah Park Trustees, Woomelang Recreation Reserve and Tempy Recreation Reserve	\$ 31,863
Other Expenses	Bank Fees	\$ 1,524
	Lease Expenses	\$ 30,826
	Audit Services	\$ 8,797
	Advertising	\$ 1,249
	Subscriptions	\$ 2,240
Total Expenditure for April		\$ 964,238

**YARRIAMBIACK SHIRE COUNCIL
CAPITAL EXPENDITURE FOR APRIL 2018**

	2014/2015 Budget	2014/2015 Actuals	2015/2016 Budget	2015/2016 Actuals	2016/2017 Budget	2016/2017 Actuals	April Actuals	2017/2018 Budget	YTD Actuals	Forecast	YTD Variance	YTD % Variance
01929 - Administration - Capital												
0900 - Building Capital Works	\$ 5,000	\$ 17,910	\$ 30,000	\$ 28,021	\$ 5,000	\$ -	\$ -	\$ 5,000	\$ 13,222	\$ 20,367	\$ (8,222)	(164%)
0910 - Furniture & Equipment Capital Works	\$ 2,000	\$ -	\$ 2,060	\$ -	\$ 2,000	\$ 6,360	\$ -	\$ 2,000	\$ -	\$ 1,000	\$ 2,000	100%
01939 - Asset Management - Capital												
0920 - Computer / IT Capital Works	\$ -	\$ 6,528	\$ 39,500	\$ 77,065	\$ 15,000	\$ -	\$ -	\$ -	\$ -	\$ -	\$ -	0%
01949 - Information Technology - Capital												
0920 - Computer / IT Capital Works	\$ 20,000	\$ 6,258	\$ 20,000	\$ 1,636	\$ 25,450	\$ 82,563	\$ -	\$ 77,000	\$ 49,267	\$ 50,000	\$ 27,733	36%
02919 - HACCC Administration - Capital												
0910 - Furniture & Equipment Capital Works	\$ -	\$ 2,800	\$ -	\$ 3,436	\$ -	\$ -	\$ -	\$ -	\$ -	\$ -	\$ -	0%
0920 - Computer / IT Capital Works	\$ -	\$ -	\$ -	\$ -	\$ -	\$ 11,800	\$ -	\$ -	\$ 6,128	\$ 6,128	\$ (6,128)	0%
02000 - Housing												
0900 - Building Capital Works	\$ -	\$ -	\$ -	\$ -	\$ -	\$ 6,424	\$ -	\$ -	\$ 6,211	\$ 6,211	\$ (6,211)	0%
02929 - MECC - Capital												
0910 - Furniture & Equipment Capital Works	\$ 2,228	\$ -	\$ 2,000	\$ -	\$ 2,000	\$ -	\$ -	\$ 2,000	\$ -	\$ -	\$ 2,000	100%
02939 - Senior Citizens - Capital												
0900 - Building Capital Works	\$ 80,000	\$ 288	\$ 95,000	\$ 96,990	\$ 5,000	\$ 13,436	\$ -	\$ 5,000	\$ -	\$ 5,000	\$ 5,000	100%
02949 - Environmental Health - Capital												
0910 - Furniture & Equipment Capital Works	\$ -	\$ -	\$ -	\$ 4,043	\$ 2,000	\$ -	\$ -	\$ 2,000	\$ 1,715	\$ 2,000	\$ 285	14%
02959 - Animal Pound - Capital												
0930 - Animal Pound - Capital Works	\$ -	\$ -	\$ -	\$ 14	\$ -	\$ -	\$ -	\$ -	\$ -	\$ -	\$ -	0%
02969 - Maternal & Child Health - Capital												
0900 - Building Capital Works	\$ 20,000	\$ 70,732	\$ 6,556	\$ 11,987	\$ -	\$ -	\$ -	\$ -	\$ -	\$ -	\$ -	0%
0920 - Computer / IT Capital Works	\$ 2,500	\$ -	\$ 6,500	\$ -	\$ -	\$ -	\$ 1,925	\$ -	\$ 1,925	\$ -	\$ (1,925)	0%
02979 - Fire Hydrants - Capital												
0965 - Fire Hydrants - Capital	\$ -	\$ -	\$ 4,000	\$ -	\$ -	\$ -	\$ -	\$ 166,500	\$ 175,005	\$ 175,005	\$ (8,505)	(5%)
02989 - Preschools - Capital												
0900 - Building Capital Works	\$ 43,000	\$ 487	\$ 5,000	\$ 7,120	\$ 5,000	\$ 5,040	\$ -	\$ -	\$ -	\$ 8,000	\$ -	0%
03909 - Industrial Estate - Capital												
0900 - Industrial Estate Capital Works	\$ 35,000	\$ -	\$ 15,000	\$ 11,045	\$ 28,000	\$ 30,447	\$ -	\$ 16,500	\$ -	\$ -	\$ 16,500	100%
03919 - Caravan Parks - Capital												
0900 - Building Capital Works	\$ 76,000	\$ 57,525	\$ 10,000	\$ 34,562	\$ 30,000	\$ 36,906	\$ -	\$ 35,000	\$ -	\$ 35,000	\$ 35,000	100%
0910 - Furniture & Equipment Capital Works	\$ 2,000	\$ -	\$ 2,000	\$ -	\$ 500	\$ -	\$ -	\$ 2,000	\$ 2,615	\$ 3,500	\$ (615)	(31%)
03929 - Public Amenities - Capital												
0900 - Building Capital Works	\$ 5,000	\$ -	\$ 70,000	\$ 77,848	\$ 5,000	\$ 24,822	\$ -	\$ 5,000	\$ 32	\$ 32	\$ 4,968	99%
04929 - Library - Capital												
0900 - Building Capital Works	\$ -	\$ -	\$ -	\$ -	\$ 185,000	\$ 56,874	\$ -	\$ 150,000	\$ 104,623	\$ 104,623	\$ 45,377	30%
04939 - Hall - Capital												
0900 - Building Capital Works	\$ 48,000	\$ 48,459	\$ 50,000	\$ 2,588	\$ 70,000	\$ 7,196	\$ -	\$ 264,000	\$ 207,444	\$ 207,458	\$ 56,556	21%
05909 - Parks & Playgrounds - Capital												
0975 - Playground Capital Works	\$ 21,630	\$ 105,386	\$ 10,000	\$ 40,475	\$ 15,300	\$ 77,711	\$ -	\$ 10,000	\$ 13,250	\$ 13,250	\$ (3,250)	(33%)
05919 - Recreation Reserve - Capital												
0900 - Building Capital Works	\$ -	\$ -	\$ 348,000	\$ 360,120	\$ -	\$ 91,951	\$ -	\$ -	\$ -	\$ -	\$ -	0%
05939 - Swimming Pool - Capital												
0900 - Building Capital Works	\$ 20,000	\$ -	\$ 20,000	\$ 9,091	\$ 5,000	\$ -	\$ -	\$ 5,000	\$ -	\$ 10,000	\$ 5,000	100%
05949 - Sporting Complex - Capital												
0900 - Building Capital Works	\$ 5,000	\$ 37,330	\$ 5,000	\$ -	\$ 28,625	\$ -	\$ -	\$ 50,000	\$ 12,201	\$ 20,000	\$ 37,799	76%
0910 - Furniture & Equipment Capital Works	\$ 4,000	\$ -	\$ 4,000	\$ -	\$ 4,000	\$ -	\$ -	\$ -	\$ 2,941	\$ 2,941	\$ (2,941)	0%
05959 - Gymnasium - Capital												
0910 - Furniture & Equipment Capital Works	\$ 4,000	\$ -	\$ -	\$ -	\$ -	\$ -	\$ -	\$ 4,000	\$ -	\$ 3,000	\$ 4,000	0%
05969 - Bowling Clubs - Capital												
0900 - Building Capital Works	\$ -	\$ -	\$ -	\$ -	\$ -	\$ -	\$ -	\$ -	\$ -	\$ -	\$ -	0%
06909 - Local Roads - Capital												
0935 - Urban Road Construction	\$ 186,000	\$ 255,868	\$ 191,120	\$ 148,838	\$ 341,810	\$ 144,996	\$ -	\$ 441,894	\$ -	\$ 224,371	\$ 441,894	100%
0940 - Rural Road Construction	\$ 2,363,544	\$ 2,605,985	\$ 2,325,481	\$ 2,343,459	\$ 2,333,145	\$ 1,919,879	\$ 87,796	\$ 2,000,583	\$ 1,632,758	\$ 2,020,582	\$ 367,825	18%
0945 - Reseals	\$ 229,911	\$ 231,432	\$ 336,912	\$ 474,718	\$ 800,128	\$ 411,747	\$ -	\$ 500,564	\$ 91,859	\$ 483,309	\$ 408,705	82%
0950 - Resheets	\$ 1,178,760	\$ 1,465,280	\$ 1,135,608	\$ 1,413,615	\$ 1,124,777	\$ 1,185,546	\$ 75,253	\$ 1,127,948	\$ 1,056,360	\$ 1,096,828	\$ 71,588	6%
0955 - Shoulder Resheets	\$ 378,721	\$ 489,651	\$ 376,840	\$ 976,387	\$ 362,937	\$ 337,801	\$ 11,224	\$ 350,256	\$ 206,189	\$ 358,136	\$ 144,067	41%
06919 - Footpath - Capital												
0980 - Footpath Construction	\$ 201,337	\$ 136,014	\$ 211,992	\$ 144,166	\$ 166,956	\$ 177,736	\$ 117	\$ 126,298	\$ 113,695	\$ 113,795	\$ 12,603	10%
06929 - Bridge - Capital												
0990 - Bridge Construction	\$ 32,726	\$ -	\$ 33,764	\$ 11,990	\$ 114,834	\$ 90,240	\$ -	\$ 23,200	\$ -	\$ -	\$ 23,200	100%
06939 - Kerb & Channel - Capital												
0985 - Kerb & Channel Construction	\$ 300,000	\$ 278,972	\$ 311,410	\$ 333,406	\$ 169,336	\$ 149,338	\$ -	\$ 209,000	\$ 7,600	\$ 220,000	\$ 201,400	96%
06959 - Aerodrome - Capital												
0900 - Building Capital Works	\$ -	\$ 22,542	\$ -	\$ 419,084	\$ -	\$ 145,741	\$ 229	\$ 150,000	\$ 92,600	\$ 178,000	\$ 57,400	0%
0950 - Resheets	\$ 150,000	\$ 37,980	\$ 530,458	\$ 26,435	\$ 120,000	\$ 3,425	\$ -	\$ 50,000	\$ -	\$ 22,000	\$ 50,000	100%
06979 - Depot - Capital												
0900 - Building Capital Works	\$ 250,000	\$ 275,601	\$ 108,000	\$ 323,606	\$ 145,000	\$ 60,611	\$ -	\$ 120,000	\$ 99,348	\$ 120,000	\$ 20,652	17%
07909 - Drainage - Capital												
0995 - Drainage Construction	\$ 33,297	\$ 50,478	\$ 35,000	\$ -	\$ 71,399	\$ 23,620	\$ -	\$ 26,083	\$ 27,449	\$ 26,083	\$ (1,366)	(5%)
07929 - Transfer Stations & Landfills - Capital												
0960 - Waste Site Capital Works	\$ 20,000	\$ 6,285	\$ 20,000	\$ 8,001	\$ 20,000	\$ 19,740	\$ -	\$ 20,000	\$ 6,545	\$ 20,000	\$ 13,455	67%
08909 - Livestock Exchange - Capital												
0900 - Building Capital Works	\$ 10,300	\$ 29,717	\$ 5,000	\$ -	\$ 5,000	\$ 5,695	\$ 7,305	\$ 205,000	\$ 14,610	\$ -	\$ 190,390	93%
0920 - Computer / IT Capital Works	\$ -	\$ -	\$ -	\$ -	\$ -	\$ -	\$ -	\$ -	\$ 1,182	\$ 125,000	\$ (1,182)	0%
69760 - Staff Vehicle Purchases												
6800 - Plant Purchases	\$ 320,000	\$ 282,970	\$ 320,000	\$ -	\$ 290,000	\$ -	\$ -	\$ 300,000	\$ 164,903	\$ 250,000	\$ 135,097	45%
69860 - Works Plant Purchases												
6800 - Plant Purchases	\$ 740,000	\$ 825,708	\$ 900,000	\$ 1,226,942	\$ 890,000	\$ 1,652,645	\$ -	\$ 900,000	\$ 337,975	\$ 840,000	\$ 562,025	62%
Total	\$ 6,789,954	\$ 7,348,186	\$ 7,586,201	\$ 8,616,688	\$ 7,388,197	\$ 6,780,290	\$ 183,849	\$ 7,351,826	\$ 4,449,651	\$ 6,771,619	\$ 2,902,175	39%

**Yarriambiack Shire Council
Summary of Capital Works for April**

Capital Work		
Maternal & Child Health	Purchase of I-pad for Playgroup Co-ordinator	\$ 1,925
Rural Road Construction	Sheep Hills Kellalac Road	\$ 73,781
	Goyura East SBR	\$ 14,015
Resheets	J Ballentines Road	\$ 26,782
	Dodgshun Bellinger Road	\$ 19,246
	Robinson Lane	\$ 17,214
	Coopers Road	\$ 4,170
	Kranzs Road	\$ 3,792
	Burroin Road	\$ 809
	Mellis Road	\$ 1,173
	Gaulkes Road	\$ 1,238
	L Schultzs Road	\$ 828
Shoulder Resheets	Sheep Hills Kellalac Road	\$ 2,970
	Rupanyup Road	\$ 8,254
Livestock Exchange	LEClerk application installation	\$ 7,305
Total Capital Works for April		\$183,849

YARRIAMBIACK SHIRE COUNCIL

BALANCE SHEET AS AT 30th APRIL 2018

	2014/2015 Budget	2014/2015 Actuals	2015/2016 Budget	2015/2016 Actuals	2016/2017 Budget	2016/2017 Actuals	April Actuals	2017/2018 Budget	YTD Actuals	Forecast	YTD Variance	YTD % Variance
Current Assets												
Cash & Cash Equivalents Investments	\$ 2,992,000	\$ 4,322,000	\$ 1,429,000	\$ 1,838,000	\$ 1,580,000	\$ 7,178,000	\$ (1,113,759)	\$ 1,883,000	\$ 7,135,396	\$ 1,883,000	\$ (5,252,396)	(279%)
Rate Debtors	\$ 900,000	\$ 1,185,000	\$ 850,000	\$ 1,406,000	\$ 1,010,000	\$ 1,389,000	\$ (108,979)	\$ 1,040,000	\$ 2,214,165	\$ 1,040,000	\$ (1,174,165)	(113%)
Debtors	\$ 511,000	\$ 407,000	\$ 94,000	\$ 553,000	\$ 555,000	\$ 575,000	\$ (27,264)	\$ 562,000	\$ 409,320	\$ 562,000	\$ 152,680	0%
Other Current Accrued Assets	\$ 180,000	\$ 206,000	\$ 180,000	\$ 297,000	\$ 252,000	\$ 198,000	\$ 6,421	\$ 255,000	\$ 118,607	\$ 255,000	\$ 136,393	53%
Inventory On Hand	\$ 900,000	\$ 484,000	\$ 711,000	\$ 370,000	\$ 909,000	\$ 829,000		\$ 918,000	\$ 553,719	\$ 918,000	\$ 364,281	40%
Assets Held for Resale	\$ 84,000	\$ 31,000	\$ 15,000	\$ 42,000	\$ 50,000	\$ 30,000		\$ 50,000	\$ 29,974	\$ 50,000	\$ 20,026	40%
Current Assets Total	\$ 5,567,000	\$ 6,635,000	\$ 3,279,000	\$ 4,506,000	\$ 4,356,000	\$ 10,199,000	\$ (1,243,581)	\$ 4,708,000	\$ 10,461,181	\$ 4,708,000	\$ (5,753,181)	
Non Current Assets												
Non Current Debtors	\$ -	\$ 1,000	\$ -	\$ 39,000	\$ 653,000	\$ 3,000	\$ -	\$ 654,000	\$ -	\$ 654,000	\$ 654,000	0%
Investments	\$ 350,000	\$ 481,000	\$ 357,000	\$ 469,000	\$ 491,000	\$ 494,000	\$ -	\$ 491,000	\$ 493,811	\$ 491,000	\$ (2,811)	0%
Fixed Assets	\$ 149,645,000	\$ 154,054,000	\$ 159,177,000	\$ 157,547,000	\$ 158,216,000	\$ 161,297,000	\$ 183,849	\$ 158,480,000	\$ 165,747,911	\$ 158,480,000	\$ (7,267,911)	(5%)
Non Current Assets Total	\$ 149,995,000	\$ 154,536,000	\$ 159,534,000	\$ 158,055,000	\$ 159,360,000	\$ 161,794,000	\$ 183,849	\$ 159,625,000	\$ 166,241,722	\$ 159,625,000	\$ (6,616,722)	
TOTAL ASSETS	\$ 155,562,000	\$ 161,171,000	\$ 162,813,000	\$ 162,561,000	\$ 163,716,000	\$ 171,993,000	\$ (1,059,732)	\$ 164,333,000	\$ 176,702,903	\$ 164,333,000	\$ (12,369,903)	
Current Liabilities												
Creditors	\$ 1,200,000	\$ 2,070,000	\$ 1,200,000	\$ 1,533,000	\$ 909,000	\$ 2,781,000	\$ (679,639)	\$ 1,000,000	\$ 532,373	\$ 1,000,000	\$ 467,627	47%
Current Loans	\$ 151,000	\$ 136,000	\$ 62,000	\$ 105,000	\$ 104,000	\$ 240,000		\$ 110,000	\$ 239,930	\$ 110,000	\$ (129,930)	(118%)
Short Term Provisions	\$ 2,619,000	\$ 2,854,000	\$ 2,619,000	\$ 3,268,000	\$ 2,982,000	\$ 3,366,000		\$ 2,871,000	\$ 3,303,088	\$ 2,871,000	\$ (432,088)	(15%)
Trust & Deposits	\$ -	\$ 31,000	\$ -	\$ 157,000	\$ -	\$ 19,000	\$ 9,478	\$ -	\$ 62,910	\$ -	\$ (62,910)	0%
Current Liabilities Total	\$ 3,970,000	\$ 5,091,000	\$ 3,881,000	\$ 5,063,000	\$ 3,995,000	\$ 6,406,000	\$ (670,161)	\$ 3,981,000	\$ 4,138,301	\$ 3,981,000	\$ (157,301)	
Non Current Liabilities												
Long Term Provisions	\$ 404,000	\$ 519,000	\$ 404,000	\$ 474,000	\$ 556,000	\$ 467,000	\$ -	\$ 758,000	\$ 467,422	\$ 758,000	\$ 290,578	38%
Non Current Loans	\$ 199,000	\$ 215,000	\$ 229,000	\$ 110,000	\$ 109,000	\$ 121,000	\$ (1,739)	\$ -	\$ (91,411)	\$ -	\$ 91,411	0%
Non Current Liabilities Total	\$ 603,000	\$ 734,000	\$ 633,000	\$ 584,000	\$ 665,000	\$ 588,000	\$ (1,739)	\$ 758,000	\$ 376,011	\$ 758,000	\$ 381,989	
TOTAL LIABILITIES	\$ 4,573,000	\$ 5,825,000	\$ 4,514,000	\$ 5,649,000	\$ 4,660,000	\$ 6,994,000	\$ (671,900)	\$ 4,739,000	\$ 4,514,312	\$ 4,739,000	\$ 224,688	
NET ASSETS	\$ 150,989,000	\$ 155,346,000	\$ 158,299,000	\$ 156,912,000	\$ 159,056,000	\$ 164,999,000	\$ (387,832)	\$ 159,594,000	\$ 172,188,591	\$ 159,594,000	\$ (12,594,591)	
Current Assets												
Accumulated Surplus/Deficit	\$ 64,189,000	\$ 60,384,000	\$ 58,941,000	\$ 59,855,000	\$ 61,455,000	\$ 63,442,000	\$ (387,832)	\$ 61,536,000	\$ 70,633,022	\$ 61,536,000	\$ (9,097,022)	(15%)
Asset Revaluation Reserve	\$ 86,800,000	\$ 94,962,000	\$ 99,358,000	\$ 97,057,000	\$ 97,601,000	\$ 101,557,000	\$ -	\$ 98,058,000	\$ 101,555,569	\$ 98,058,000	\$ (3,497,569)	(4%)
TOTAL EQUITY	\$ 150,989,000	\$ 155,346,000	\$ 158,299,000	\$ 156,912,000	\$ 159,056,000	\$ 164,999,000	\$ (387,832)	\$ 159,594,000	\$ 172,188,591	\$ 159,594,000	\$ (12,594,591)	

Investments

Bendigo Bank	\$ 338,765.71	2.40%	01/09/2018
Commonwealth Bank	\$ 133,473.23	2.05%	19/01/2018
National Australia Bank (Unfunded super)	\$ 115,000.00	2.65%	14/07/2018
AMP (oncall)	\$ 480.39		Oncall
\$ 587,719.33			

Loans

		Term & Rate	Finish Date
National Australia Bank - Unfunded Superannuation	\$ 52,276	Fixed at 5.21%	30/06/2018
Porter Plant - Street Sweeper	\$ 96,243	5 years	
\$ 148,519			

Yarriambiack Shire Council
Summary of Balance Sheet as at 30th April

Assets		
Current Assets		YTD Actuals
Cash & Cash Equivalents	The general bank account had a balance of \$6.264 m illi at the 30th April. Council is holding \$291,927 in cash and investments of Section 86 Committees. Council has \$587,719 invested with the CBA, NAB and Bendigo Banks.	\$ 7,135,396
Rate Debtors	For the month April Rate Debtors decreased by \$108979. Final rate notices will be sent out this month. Outstanding rates are still being pursued by debt collection agencies.	\$2,214,165
Debtors	General Debtors have decreased by \$27264	\$409,320
Non Current Assets		
Fixed Assets	Increased by \$183,849 as per the Capital Works report.	\$166,241,722

Liabilities		
Current Liabilities		
Creditors	This does not include the April cheque run. The April cheque run is due to be processed on Friday 11th May	\$532,373
Non Current Liabilities		
Loans	Includes loan repayment of \$1,739 to Porter Plant during April. NAB loan will be paid out at the end of June.	\$148,519
Net Assets		\$172,188,591

Rates Report - May 2018

Prepared by Chantelle Pitt

Rate Classification	2016/2017 Budget	2016/2017 Actuals	2017/2018 Budget	Actual YTD Receipts	Rebates	Outstanding Rates			
						Current	Arrears & Legals	Interest	Total
Commercial	\$ 323,804.40	\$ 599,375.60	\$ 329,952.77	\$ (302,724.96)	\$ (2,145.13)	\$ 38,913.07	\$ 53,724.39	\$ 28,992.59	\$ 121,630.05
Farmland	\$ 7,912,102.39	\$ 103,951.70	\$ 8,067,054.11	\$ (7,681,468.59)	\$ (3,655.80)	\$ 461,499.69	\$ 66,571.41	\$ 4,189.41	\$ 532,260.51
Residential	\$ 1,998,604.94	\$ 235,468.53	\$ 2,038,579.41	\$ (1,627,990.19)	\$ (125,594.06)	\$ 402,629.34	\$ 381,996.93	\$ 120,540.42	\$ 905,166.69
Total	\$ 10,234,511.73	\$ 938,795.83	\$ 10,435,586.29	\$ (9,612,183.74)	\$(131,394.99)	\$ 903,042.10	\$ 502,292.73	\$ 153,722.42	\$ 1,559,057.25

Rate Classification	2016/2017 Budget	2016/2017 Actuals	2017/2018 Budget	Actual YTD Receipts	Rebates	Outstanding Rates			
						Current	Arrears & Legals	Interest	Total
Kerbside Garbage Charges	\$ 709,728.31	\$ 194,239.95	\$ 714,043.73	\$ (576,984.51)	\$ (37,235.59)	\$ 134,119.36	\$ 91,524.10	\$ 38,091.50	\$ 263,734.96
Kerbside Recycling Charges	\$ 356,486.56	\$ 94,367.09	\$ 361,825.17	\$ (247,964.98)	\$ (25,176.24)	\$ 75,899.33	\$ 46,770.40	\$ 10,176.30	\$ 132,846.03
Municipal Charge	\$ 351,536.64	\$ 147,414.54	\$ 357,641.57	\$ (285,645.34)	\$ (16,438.19)	\$ 73,242.77	\$ 99,877.15	\$ 29,919.27	\$ 203,039.19
Fire Services Fixed Charge	\$ 723,981.00	\$ 175,521.25	\$ 732,391.00	\$ (588,814.96)	\$ (45,700.00)	\$ 123,432.51	\$ 110,575.66	\$ 17,173.63	\$ 251,181.80
Fire Services Levy	\$ 511,470.05	\$ 23,466.25	\$ 487,711.25	\$ (458,902.11)	\$ -	\$ 35,515.30	\$ 9,639.32	\$ 1,010.18	\$ 46,164.80
Credits	\$ -	\$ -	\$ -	\$ 87,472.00	\$ -	\$ (78,575.37)	\$ -	\$ -	\$ (78,575.37)
Total	\$ 2,653,202.56	\$ 635,009.08	\$ 2,653,612.72	\$ (2,070,839.90)	\$(124,550.02)	\$ 363,633.90	\$ 358,386.63	\$ 96,370.88	\$ 818,391.41

Grand Total	\$ 12,887,714.29	\$ 1,573,804.91	\$ 13,089,199.01	\$ (11,683,023.64)	\$(255,945.01)	\$ 1,266,676.00	\$ 860,679.36	\$ 250,093.30	\$ 2,377,448.66
--------------------	-------------------------	------------------------	-------------------------	---------------------------	-----------------------	------------------------	----------------------	----------------------	------------------------

Breakdown of Outstanding Rates by Ward

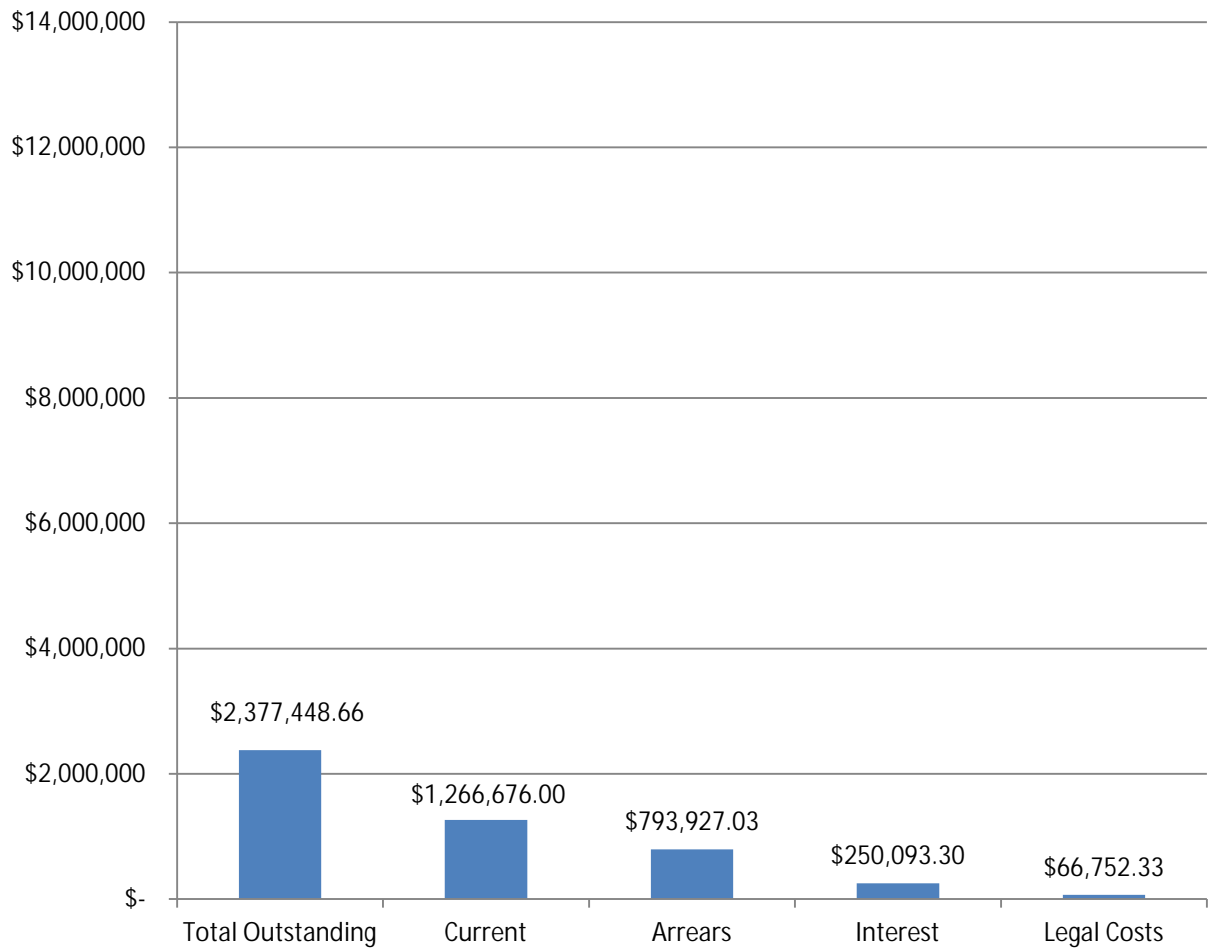
Dunmunkle Ward	2017/2018 Budget	Actual YTD Receipts	Rebates	Current	Arrears & Legals	Interest	Total
Commercial Rates	\$ 81,339.40	\$ (77,303.01)	\$ (659.59)	\$ 12,653.21	\$ 42,086.92	\$ 23,405.36	\$ 78,145.49
Farmland Rates	\$ 2,506,119.11	\$ (2,367,272.04)	\$ (807.18)	\$ 156,365.84	\$ 5,851.67	\$ 177.78	\$ 162,395.29
Residential Rates	\$ 606,052.22	\$ (465,840.29)	\$ (41,093.39)	\$ 127,855.05	\$ 125,316.19	\$ 31,534.78	\$ 284,706.02
Kerbside Garbage Charges	\$ 197,671.26	\$ (154,084.07)	\$ (12,736.92)	\$ 39,672.72	\$ 31,537.71	\$ 13,524.45	\$ 84,734.88
Kerbside Recycling Charges	\$ 108,511.62	\$ (82,297.39)	\$ (8,555.88)	\$ 23,546.64	\$ 15,555.61	\$ 4,106.33	\$ 43,208.58
Municipal Charge	\$ 104,009.84	\$ (82,223.96)	\$ (5,596.14)	\$ 20,809.82	\$ 23,677.56	\$ 6,445.45	\$ 50,932.83
Credits	\$ -	\$ 28,922.78	\$ -	\$ (21,838.40)	\$ -	\$ -	\$ (21,838.40)
Fire Services Fixed Charge	\$ 207,822.00	\$ (165,717.59)	\$ (15,300.00)	\$ 34,262.01	\$ 24,220.55	\$ 3,457.79	\$ 61,940.35
Fire Services Levy	\$ 145,577.70	\$ (136,097.71)	\$ -	\$ 11,774.35	\$ 3,200.21	\$ 468.05	\$ 15,442.61
Total	\$ 3,957,103.15	\$ (3,501,913.28)	\$(84,749.10)	\$ 405,101.24	\$ 271,446.42	\$ 83,119.99	\$ 759,667.65

Hopetoun Ward	2017/2018 Budget	Actual YTD Receipts	Rebates	Current	Arrears & Legals	Interest	Total
Commercial Rates	\$ 90,505.47	\$ (86,281.01)	\$ (915.69)	\$ 7,224.91	\$ 3,573.88	\$ 4,180.14	\$ 14,978.93
Farmland Rates	\$ 2,738,708.64	\$ (2,607,540.76)	\$ (1,199.74)	\$ 181,919.04	\$ 25,786.81	\$ 906.05	\$ 208,611.90
Residential Rates	\$ 378,216.79	\$ (305,772.07)	\$ (31,816.22)	\$ 69,712.26	\$ 105,805.55	\$ 42,702.03	\$ 218,219.84
Kerbside Garbage Charges	\$ 161,667.48	\$ (130,196.48)	\$ (11,268.06)	\$ 30,282.70	\$ 31,150.57	\$ 16,604.09	\$ 78,037.36
Kerbside Recycling Charges	\$ 89,947.27	\$ (59,319.62)	\$ (7,781.13)	\$ 18,491.06	\$ 14,724.04	\$ 4,367.14	\$ 81,271.02
Municipal Charge	\$ 105,733.76	\$ (83,313.02)	\$ (5,056.19)	\$ 23,130.38	\$ 44,119.77	\$ 14,020.87	\$ 81,271.02
Credits	\$ -	\$ 34,547.00	\$ -	\$ (16,703.78)	\$ -	\$ -	\$ (16,703.78)
Fire Services Fixed Charge	\$ 225,632.00	\$ (181,987.55)	\$ (12,000.00)	\$ 40,537.25	\$ 47,871.07	\$ 8,105.92	\$ 96,514.24
Fire Services Levy	\$ 155,608.65	\$ (147,689.45)	\$ -	\$ 10,948.59	\$ 2,281.94	\$ 152.11	\$ 13,382.64
Total	\$ 3,946,020.06	\$ (3,567,552.96)	\$(70,037.03)	\$ 365,542.41	\$ 275,313.63	\$ 91,038.35	\$ 731,894.39

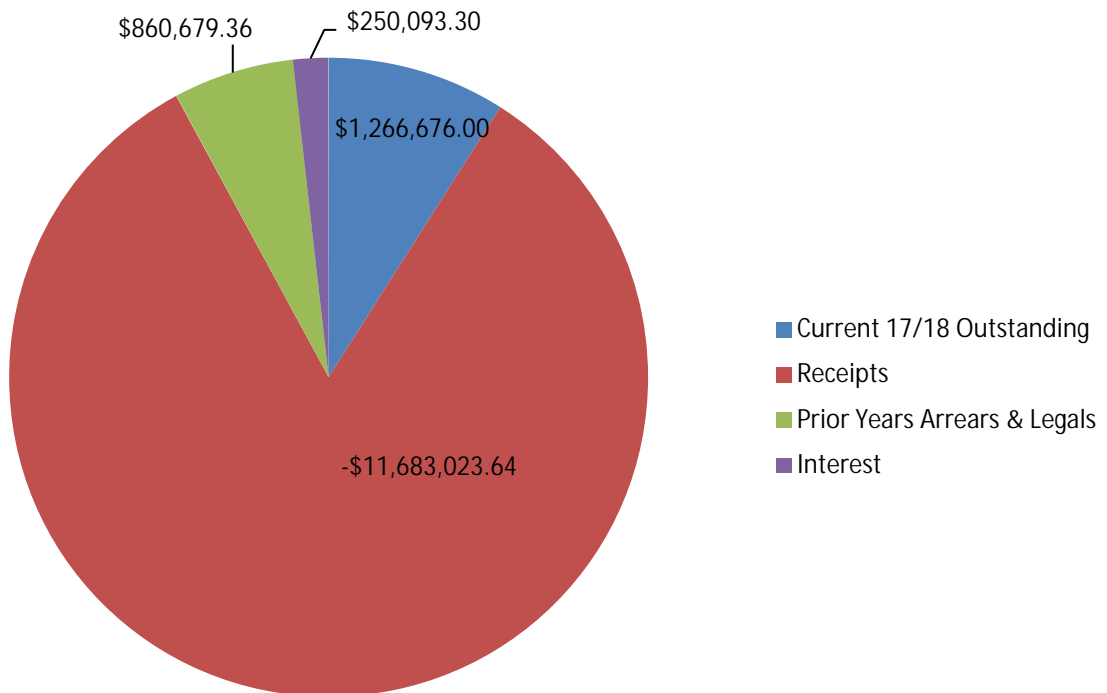
Warracknabeal Ward	2017/2018 Budget	Actual YTD Receipts	Rebates	Current	Arrears & Legals	Interest	Total
Commercial Rates	\$ 158,107.90	\$ (139,140.94)	\$ (569.85)	\$ 19,034.95	\$ 8,063.59	\$ 1,407.09	\$ 28,505.63
Farmland Rates	\$ 2,822,226.36	\$ (2,706,655.79)	\$ (1,648.88)	\$ 123,214.81	\$ 34,932.93	\$ 3,105.58	\$ 161,253.32
Residential Rates	\$ 1,054,310.40	\$ (856,377.83)	\$ (52,684.45)	\$ 205,062.03	\$ 150,875.19	\$ 46,303.61	\$ 402,240.83
Kerbside Garbage Charges	\$ 354,704.99	\$ (292,703.96)	\$ (13,230.61)	\$ 64,163.94	\$ 28,835.82	\$ 7,962.96	\$ 100,962.72
Kerbside Recycling Charges	\$ 163,366.28	\$ (106,347.97)	\$ (8,839.23)	\$ 33,861.63	\$ 16,490.75	\$ 1,702.83	\$ 70,835.34
Municipal Charge	\$ 147,897.97	\$ (120,108.36)	\$ (5,785.86)	\$ 29,302.57	\$ 32,079.82	\$ 9,452.95	\$ 70,835.34
Credits	\$ -	\$ 24,002.22	\$ -	\$ (40,033.19)	\$ -	\$ -	\$ (40,033.19)
Fire Services Fixed Charge	\$ 298,937.00	\$ (241,109.82)	\$ (18,400.00)	\$ 48,633.25	\$ 38,484.04	\$ 5,609.92	\$ 92,727.21
Fire Services Levy	\$ 186,524.90	\$ (175,114.95)	\$ -	\$ 12,792.36	\$ 4,157.17	\$ 390.02	\$ 17,339.55
Total	\$ 5,186,075.80	\$ (4,613,557.40)	\$(101,158.88)	\$ 496,032.35	\$ 313,919.31	\$ 75,934.96	\$ 885,886.62

Grand Total	\$ 13,089,199.01	\$ (11,683,023.64)	\$(255,945.01)	\$ 1,266,676.00	\$ 860,679.36	\$ 250,093.30	\$ 2,377,448.66
--------------------	-------------------------	---------------------------	-----------------------	------------------------	----------------------	----------------------	------------------------

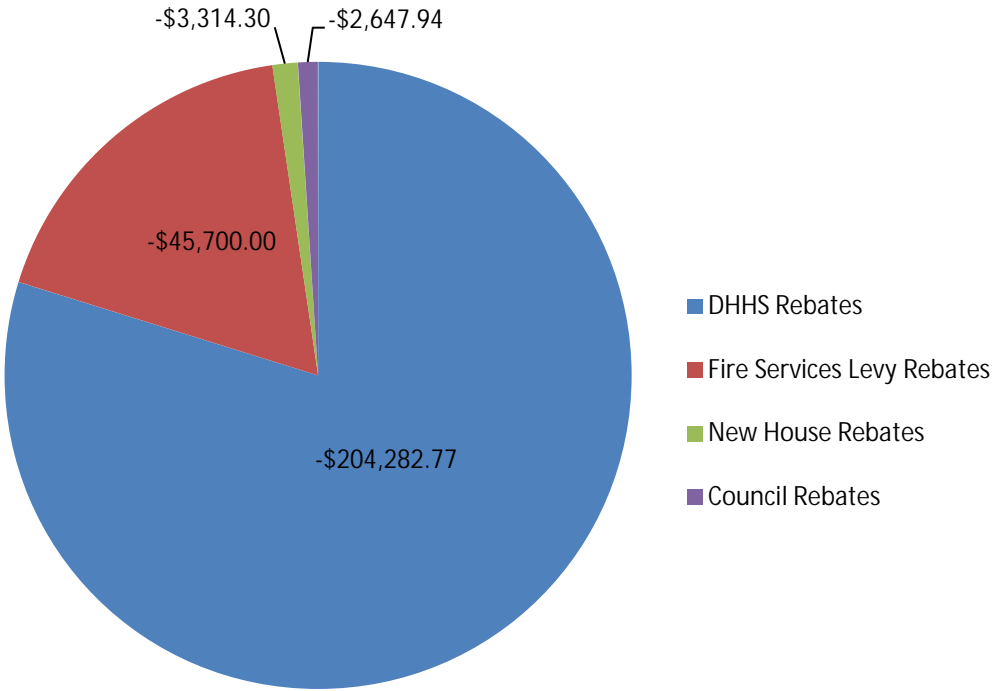
Breakdown of Rates Outstanding



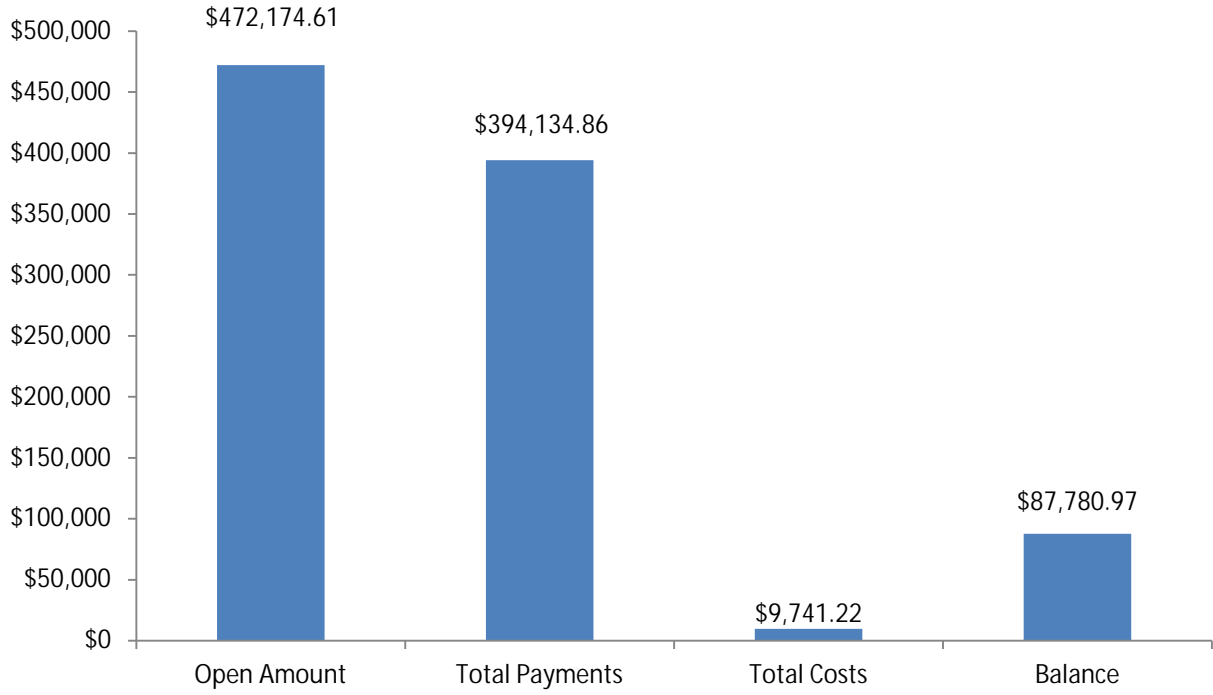
Breakdown of Rates Outstanding



2017/18 Rebates



MCC Debt Collection Report Summary



ARL Debt Collection Report Summary

