

1 WELCOME

2 ACKNOWLEDGEMENT

Acknowledging Traditional Owners

'I would like to acknowledge that this meeting is being held on the traditional lands of the Wotjobaluk, Jaadwa, Jadawadjali, Wergaia and Jupagulk people, and I pay respects to their Elders, both past and present'

3 PRAYER

Almighty God, without whom no Council can stand nor anything prosper we ask that you be present and guide us in our deliberations today. We pray that we will be fair in our judgements and wise in our actions and that decisions will be made with goodwill and a clear conscience for the betterment and welfare of the people of Yarriambiack Shire. Amen

4 PRESENT

Crs G Massey, C Heintze, S Roberts, J Wise, Ray Campling (Chief Executive Officer), James Magee (Director Infrastructure & Planning) and Bernardine Schilling (Executive Assistant)

5 APOLOGIES

Deputy Mayor H Ballentine, Cr K Zanker & Cr T Hamilton

Moved Cr S Roberts seconded Cr C Heintze that apologies be accepted.

Carried

6 CONFIRMATION OF MINUTES

Special Meeting of Council – 22 February 2017

Moved Cr J Wise seconded Cr S Roberts the Minutes of the Special Meeting of Council held on 22 February 2017 be confirmed.

Carried

Ordinary Meeting of Council – 22 February 2017

Moved Cr C Heintze seconded Cr Wise the Minutes of the Ordinary Meeting of Council held on 22 February 2017 be confirmed.

Carried

Closed Session of Council – 22 February 2017

Moved Cr J Wise seconded Cr C Heintze the Minutes of the Closed Session held on 22 February 2017 be confirmed.

Carried

7 DECLARATION OF CONFLICT OF INTEREST

8 BUSINESS ARISING

8.1 Action List from last meeting

Cr H Ballentine seconded Cr S Roberts that Council write to Federal and State Communication Ministers to lobby in regards to the poor NBN coverage proposed for Warracknabeal requesting that a greater portion of the township be provided with a fibre to the node service.

Letters Sent: 2 March 2017 - Ref: bp:53-2017

8.2 Ongoing and Pending Action List

9 PETITIONS

10 REPORTS

Corporate Reports

- 10.1 Mayor's Report
- 10.2 Councillor's Reports
- 10.3 Chief Executive Officer – Activity Report
- 10.4 Director Infrastructure & Planning Report
- 10.5 Capital Works Program Report
- 10.6 Community Services Report
- 10.7 Infrastructure Services Report

11 REPORTS FOR DECISION

- 11.1 Finance Report
- 11.2 Revenue Report
- 11.3 Access and Inclusion plan 2017-2021
- 11.4 SHARE Community Grants: February - March 2017
- 11.5 Contract C185/2014 - Bituminous Surfacing Contract – Extension
- 11.6 2018 General Revaluation - Prepared by Chantelle Pitt
- 11.7 Service Planning / Levels of Service Plans (LOS Plans)
- 11.8 Appointment of a Municipal Fire Prevention Officer under the *Country Fire Authority Act 1958*

10.1 Mayor's Report – Prepared by Graeme Massey

22 February	Council meeting
24 February	Attended North West Municipalities Association meeting at Warracknabeal
27 February	Attended Yarriambiack Tourism meeting at Beulah
28 February	Attended the 150 th Warracknabeal Anniversary Committee meeting
01 March	Met with CEO, Ray Campling and Paul Margetts – various matters
01 March	Opened new lighting system at Brim Bowling Club with CEO, Ray Campling
02 March	Met with Department of Environment, Land, Water & Planning managerial group at Sheep Hills Silo Art
06 March	Chaired Warracknabeal and District Band AGM
08 March	Council Forum
14 March	Attended Wimmera Development Association meeting in Nhill
16 March	Attended Regional Mayors and CEOs meeting in Horsham
21 March	Attended Dunmunkle Flood Study meeting at Rupanyup and Boolite

10.2 Councillor's Reports**Cr H Ballentine**

27 February	Chaired Yarriambiack Tourism meeting at Beulah and group photo taken
08 March	Attended Council forum in Warracknabeal
14 March	Attended Wimmera Development Association meeting in Horsham
19 March	Attended 60th Birthday of Lions Club of Rupanyup
21 March	Chaired Wimmera Mallee Tourism meeting at Nhill

Cr K Zanker

24 February	Attended North West Municipalities Association meeting in Warracknabeal
28 February	Attended Cub/Scouts ceremony re medallion presentation
09 March	Attended the Wimmera Mallee Field Days
15 March	Attended Yarriambiack Youth Action Council meeting
17 March	LGBTI Inclusion Planning Session

Cr T Hamilton

22-23 February	Rail Freight Alliance meeting and dock tour in Melbourne
27 February	Attended the Yarriambiack Tourism Group meeting at Beulah
28 February	Attended the Wimmera PCP/Deakin Uni workshop in Horsham
28 February	Attended the Rupanyup Silo art preparation meeting at Rupanyup
06 March	Attended Stick Shed meeting in Murtoa
07 March	Attended the Wimmera Mallee sustainability Alliance meeting in Horsham
14 March	Attended the Murtoa Progress meeting

YARRIAMBIAK SHIRE COUNCIL

COUNCIL MEETING

MINUTES

22 March 2017

Cr C Heintze

22 February	Council meeting
25 February	Attended Murtoa Tennis and BBQ Shade area opening. Read speech from Cr T Hamilton
27 February	Attended Minyip Memorial Hall meeting (Secretary)
28 February	Met with GolfVic rep, Tony Collier re golf in schools program
01 March	Attended Minyip Progress meeting (minute secretary)
03 March	Attended Women's World Day of Prayer at Lutheran Church – read some readings
07 March	Attended Longerenong Field Days
08 March	Council Forum
09-10 March	Met with plumbers to get quotes for Minyip Recreation Reserve water upgrade
13 March	Helped complete rock and woodchip landscaping at Minyip Roundabout
14 March	Attended Minyip Golf Club meeting (Secretary)
20 March	Attended Rupanyup Consultative Committee meeting
21 March	Attended Dunmunkle Creek meetings at Rupanyup and Boolite
22 March	Attended Council meeting and Minyip Recreation Reserve meeting (minute secretary)

Cr J Wise

06 March	Attended Brass Band AGM
08 March	Council Forum
08 March	Share Grant Evaluation
08 March	Participated in CEO performance review
10 March	Attended Special meeting for Library Board

Cr S Roberts

22 February	Council meeting
27 February	Northern Loch Reserve AGM - acted as returning officer
29 February	Hopetoun RSL AGM – acted as returning officer
08 March	Participated in SHARE Grant application assessment
08 March	Council Forum
09 March	Attended Wimmera Mallee Machinery Field Days
16 March	Attended AMP Society meeting

10.3 Chief Executive Officer, Activity Report – Prepared by Ray Campling

- Attended Wimmera Southern Mallee LLEN meeting
- Attended Prevention of Violence Against Women meeting in Horsham
- Attended North West Municipalities Association meeting in Warracknabeal
- Met with Wayne Street – E Rup proposal
- Met with Brad Ead – Council's Internal Auditor
- Attended Wimmera Southern Mallee Local Government CEO's meeting in Horsham
- With Mayor Massey met with Inspector Paul Margetts – Police update
- Met with Simon Corbell, Victorian Renewable Energy Advocate in Horsham
- Met with Ralph Kenyon, Wimmera Development Association – various matters
- With Mayor Massey attended the turning on of the Brim Bowls Club new lighting system
- Met with Anthony Schinck, Regional Manager, Regional Development Victoria – funding matters
- Met with Geoff Lord, Federation University – training courses and programs
- Met with new Telstra Regional Manager, Greg Schultz
- Attended Wimmera Southern Mallee LLEN finance committee meeting
- Met with Karen Fuller, Warracknabeal Neighbourhood House Co-ordinator – International Women's Day event
- Met with Mark Williams, GWMWater Executive Director
- Attended DELWP Leadership Group dinner at the Horsham Golf Club
- With Mayor Massey and Deputy Mayor Ballentine attended the Wimmera Development Association meeting
- Met with David Brennan, WMCA – upcoming community meetings
- Met with Win Scott, North West Municipalities Association AGM in Warracknabeal
- Attended Dunmunkle Flood Investigation community meeting at Rupanyup and Boolite

10.4 Director Infrastructure & Planning Report – Prepared by James Magee**Dunmunkle Creek Flood Study**

The Wimmera CMA has scheduled the last round of community meetings for the Dunmunkle Creek system flood study. Meetings will be held at Rupanyup (2pm) and Boolite (6pm) 21 March with Murtoa (2pm) and Lubeck (6pm) scheduled for 22 March.

Flood Levee for Warracknabeal

An application for funding has been submitted via the Natural Disaster Resilience Grants Scheme for the flood levee at Warracknabeal. The total project cost is approximately \$1,150,000. The recent flood study has shown a need for a permanent levee and community feedback has been supportive of construction of a levee. Council will need to provide a third of the funding.

Murtoa Glenorchy Road/Horsham Lubeck Road intersection

Vicroads have recently installed flashing lights on the Lubeck and Horsham approaches to the intersection creating a greater awareness of the cross road for drivers. Other improvements are programmed by Vicroads including rumble strips, line-marking and additional signage. Council is yet to hear on the Black Spot application for funds to enable a realignment of the intersection.

Environment – Prepared by Geoff Harvey

- Inspected weeds Dimboola-Minyip Road
- Attended Yarrilinks meeting
- Inspected CRMS – Warracknabeal, Minyip & Rupanyup
- Responded to Ironbark Sustainability re support for Major roads LED light replacement plan
- Responded to landholder query re roadside veg and firebreaks
- Obtained trees from Dimboola nursery for Scott Street and Lyle Street
- Contacted Sky rider re Cromie Street trees
- Respond to requests from residents and staff re various issues, complaints

Risk & Safety Report to Council – Prepared by Barry Sullivan

Swimming pool audits were finalised last week by looking at the responsibilities of the Committees of Management, pool ownership and public liability. Ideas were obtained from pool committee members to further promote individual pools to increase user numbers and revenue. Some of the ideas included pool committees networking, bi-annual meetings, a bus tour day visiting each pool to discuss pool management, promotion and maintenance practices and swimming sport competitions between towns etc. An individual pool audit report, along with an overall swimming pool report was handed out to all pool committees to action.

Risk assessments were conducted on both the Hopetoun Town Hall and Gateway BEET for proposed funding for building upgrades and a risk assessment was conducted for the Yarriambiack Young Achiever Awards and Endoreic Lake Lascelles Short Film Festival.

I represented Gavin Blinman at a meeting in relation to the law enforcement torch run for Special Olympics Victoria. The run is to be staged in Warracknabeal on 27 April 2017. Gavin will network with other local agencies in Warracknabeal to assist police in ensuring the event is successful.

Recording and following up on incident reports.

10.5 Capital Works Program 2016/2017 – Prepared by Chris Lehmann

Roads & Streets				
<i>Urban Streets</i>				
<i>Project</i>	<i>% Completed</i>	<i>Start Date</i>	<i>Completion Date</i>	<i>Comments</i>
Breen Street (Lakeside) Murtoa		April 2017		Hot Mix
Devereux Street Warracknabeal		April 2017		Hot Mix
Golf Links Road Hopetoun		April 2017		Hot Mix
Lascelles Street Beulah		April 2017		Hot Mix
Market Street Minyip		May 2017		
<i>Rural Roads</i>				
Antwerp Road R2R	100%	October 2016	January 2017	Reconstruct seal width 4 metres length 980 metres
Blue Ribbon Road R2R		April 2017		Reconstruct seal width 4 metres length 965 metres
Burrum North Road R2R		April 2017		Reconstruct seal width 4 metres length 1 km
Dimboola Minyip Road (YSC & HRCC)				HRCC to complete work Construct, Widen & Seal to 6.6 metres length 1.2 kms

YARRIAMBIACK SHIRE COUNCIL

COUNCIL MEETING

MINUTES

22 March 2017

Rural Roads (continued)				
Project	% Completed	Start Date	Completion Date	Comments
Donald Laen Road (YSC & BSC)	60%	January 2017		Reconstruct seal to 6.6 metres length 190 metres
Glenorchy Road (YSC & NGSC)	100%	January 2017	February 2017	NGSC to complete work Construct & Seal width 4 metres length 1.3 kms (south of Warranooke Rd)
Hopetoun Aerodrome Road R2R	100%	January 2017	January 2017	Widen & Seal 2 metres either side length 900 metres
Lah West Road R2R	100%	February 2017	March 2017	Reconstruct & Stabilise seal width 4 metres length 1.3 kms
Longerenong Road R2R	30%	January 2017		Construct, Widen & Seal to 6.6 metres length 2.2 kms
Patchewollock Tempy Road R2R		March 2017		Construct 6.6 metre seal length 1.25 kms (end of seal heading west)
Sea Lake Lascelles Road R2R	100%	September 2016	October 2016	Construct, Widen & Seal to 6.6 metres length 1.1 kms
Sheep Hills Bangerang Road R2R	100%	October 2016	December 2016	Construct 4 metre seal length 1.4 kms (end of seal heading north)

Gravel Shoulders				
<i>Project</i>	<i>% Completed</i>	<i>Start Date</i>	<i>Completion Date</i>	<i>Comments</i>
Ashens Jackson Road 2R2		March 2017		2 metres wide length 2.6 kms Sandstone
Banyena Pimpinio Road 2R2	50%	March 2017		2 metres wide length 2.6 kms Sandstone
Centre Hill Road R2R	100%	July 2016	July 2016	2 metres wide length 2.5 kms Limestone
Two Mile Road R2R		April 2017		4 metres wide length 450 metres Limestone

Gravel Re-Sheets				
<i>Project</i>	<i>% Completed</i>	<i>Start Date</i>	<i>Completion Date</i>	<i>Comments</i>
3LK Road	100%	August 2016	September 2016	4 metres wide length 1.1 kms Great Western Gravel
A Matthews Road	100%	February 2017	February 2017	4 metres wide length 920 metres Drums Sandstone
Appledores Road	100%	October 2016	October 2016	4 metres wide length 2.3 kms Hewitts Sandstone
Batchica West Road	100%	December 2016	December 2016	5 metres wide length 230 metres Murphys Sandstone
Binders Road	100%	July 2016	July 2016	4 metres wide length 1.5 kms Alldays-Andersons Limestone
Boundary Road 2		April 2017		5 metres wide length 2.2 kms Hofmaiers Limestone
Brennans Road	100%	September 2016	October 2016	4 metres wide Length 2.1 kms Murphys Sandstone

YARRIAMBIACK SHIRE COUNCIL

COUNCIL MEETING

MINUTES

22 March 2017

Gravel Re-Sheets (continued)				
<i>Project</i>	<i>% Completed</i>	<i>Start Date</i>	<i>Completion Date</i>	<i>Comments</i>
Burroin Road	100%	October 2016	October 2016	4 metres wide length 1.9 kms Hallams Limestone
Cannum Five Chain Road	100%	August 2016	September 2016	5 metres wide length 2.5 kms Hewitts Sandstone
Cousins Road	100%	February 2017	February 2017	4 metres wide length 330 metres Great Western Gravel
Daveys Road		May 2017		4.5 metres wide length 870 metres Drums Sandstone
Dyers Estate Road	100%	February 2017	February 2017	4 metres wide length 1.6 kms Great Western Gravel
Feerys Road		May 2017		4 metres wide length 1.8 kms Murphys Sandstone
Galanungah North Road	100%	July 2016	July 2016	4 metres wide length 2.2 kms Websters Limestone
Gama South Road	100%	October 2016	October 2016	4 metres wide length 670 metres Hallams or Alldays Limestone
Geodetic Road		May 2017		4 metres wide length 1.5 kms Murphys Limestone
Goyura East School Bus Route		May 2017		4 metres wide length 2.4 kms Hofmaiers Limestone
Healeys Road	100%	October 2016	October 2016	4 metres wide length 2.3 kms Websters Limestone
Laen School Road	100%	November 2016	November 2016	4 metres wide length 870 metres Reeves-McLeans Gravel
Lah Angle Road		May 2017		4 metres wide length 1 km Hewitts Sandstone
Lallat School Road	100%	February 2017	February 2017	4 metres wide length 580 metres Drums Sandstone

YARRIAMBIAK SHIRE COUNCIL

COUNCIL MEETING

MINUTES

22 March 2017

Gravel Re-Sheets (continued)				
<i>Project</i>	<i>% Completed</i>	<i>Start Date</i>	<i>Completion Date</i>	<i>Comments</i>
Lawler Road	100%	January 2017	January 2017	5 metres wide length 1.2 kms Reeves-McLeans Gravel
Leith Road	100%	January 2017	January 2017	4 metres wide length 1.7 kms Drums Sandstone
Liersch Road	100%	October 2016	October 2016	4 metres wide length 900 metres Reeves-McLeans Gravel
Longerenong Warracknabeal Road		May 2017		5 metres wide length 3.5 kms Drums Sandstone
Mellis Road	100%	October 2016	October 2016	4 metres wide length 1 km Reeves-McLeans Gravel
Morgans Road	100%	February 2017	February 2017	4 metres wide length 1.5 kms Great Western Gravel
Myall Road	100%	October 2016	October 2016	4 metres wide length 1.5 kms Alldays-Andersons Limestone
Nyallo Road	100%	March 2017	March 2017	4.3 metres wide length 660 metres Hallams Limestone
Old Walpeup Road		April 2017		5 metres wide length 1.9 kms Moles Limestone
Ruwoldts Road	100%	January 2017	January 2017	5 metres wide length 4.2 kms Drums Sandstone
Sullivans Road		April 2017		4 metres wide length 1 km Burns Limestone
Two Mile Road	100%	July 2016	July 2016	4 metres wide length 1.5 kms Navy Dam or Hallams Limestone
Waller Road		May 2017		4 metres wide length 310 metres McKenzies/Chapmans Gravel
Yaapeet North Road	100%	July 2016	July 2016	6 metres wide length 3 kms Websters Limestone

YARRIAMBIAK SHIRE COUNCIL

COUNCIL MEETING

MINUTES

22 March 2017

Gravel Re-Sheets (continued)				
<i>Project</i>	<i>% Completed</i>	<i>Start Date</i>	<i>Completion Date</i>	<i>Comments</i>
Zerbsts Road		May 2017		4 metres wide length 1.6 kms McKenzies/Chapmans Gravel

Footpaths				
<i>Project</i>	<i>% Completed</i>	<i>Start Date</i>	<i>Completion Date</i>	<i>Comments</i>
Anderson Street Warracknabeal		March 2017		Construct New Concrete Path – width 1.5 m, length 139 m east heading south Side from Woolcock Street to Square Pavers
Campbell Street Warracknabeal		March 2017		Construct Ramp – width 1.2 m, length 5 m – west Side Start of Concrete to Lyle Street
Craig Avenue Warracknabeal	100%	March 2017	March 2017	Construct New Concrete Path – width 1.5 m, length 134 m west Side Elizabeth Street to Gould Street
Cromie Street Rupanyup	100%	February 2017	February 2017	Upgrade of Path – width 1.5 m, length 225 m – east Side Wemyss Street to end of Crushed Rock
Lascelles Street Hopetoun	100%	March 2017	March 2017	Construct New Concrete Path east Side Strachan Street heading South(113 x 1.5)
Marma Street Murtoa		March 2017		Construct New Quarry Dust Path south side Lake Street to Duncan Street (99 x 1.5)

Footpaths (continued)				
Project	% Completed	Start Date	Completion Date	Comments <i>Works part of contract</i>
Molyneaux Street Warracknabeal		March 2017		Construct New Crushed Rock Path on west side between Arnold & Milbourne streets (100 x 1.5) (end of pavers at Anzac Park gates)
Wood Street Warracknabeal		March 2017		Re-construct Sections on north side between Hudgson & Andersons streets (50 x 1.2)
Woolcock Street Warracknabeal		March 2017		South side heading east to Thomas street(45 metre x 1.2)

Kerb & Channel				
Project	% Completed	Start Date	Completion Date	Comments
Gladstone Street Beulah		April 2017		South side heading west from Phillips street 51 metres
Swann Street Brim		March 2017		
Toole Street Hopetoun		April 2017		West side heading north from Austin street 36 metres
Wimmera Street Minyip	100%	October 2016	October 2016	Renew Kerbing Length 195 metres

Bridges & Culverts and Drainage				
<i>Project</i>	<i>% Completed</i>	<i>Start Date</i>	<i>Completion Date</i>	<i>Comments</i>
Banyena Pimpinio Road	100%	March 2017	March 2017	Culvert Renewal – Dunmunkle Creek Cross Over Contractors
Arnold Street Warracknabeal	100%	August 2016	September 2016	Drainage - Install Culverts
McIntyre Street Warracknabeal	100%	August 2016	October 2016	Drainage - Install Culverts
Lloyd / Munro Streets Murtoa				Drainage – Install New System

- Sealing Streets – Minyip
- Weeding and spraying towns and aerodromes
- Finished drainage works - Beulah

10.6 Community Services Report – Prepared by Gavin Blinman

Kindergartens

We are currently meeting with all committees and changing the way fees are collected. Commencing term 2 the Shire cluster manager will be responsible for fee collection.

I have updated the handbook for committees and as I attend committee meetings new guideline fees will be introduced. Committees will still have input into what fee is set at their kindergarten. Letters will go to all parents shortly to explain new fee collection procedure. The main difference will be; fundraising will now be all about funding program needs, not meeting staff cost shortfalls in the future. The only threat to this, is the Commonwealth is yet to commit to their part of the funding '15 hours' moving on past 2017. We have had a letter of support from Andrew Broad and we are hopeful the funding will stay stable for our small communities.

All committees are changing their name to Parent Advisory groups.

Project Report

Following an audit recently, Council will introduce a more formal approach to the way we manage and report on projects. This area will sit under Community Services and Development so regular updates will be a part of my report. Over the next few months we will introduce a project reference group and policy and guidelines for projects in council.

We interviewed for the new project officer on Thursday, 9th March and I have met with Dennis Smith about finalising some of the projects he was involved in. I have drawn up an agreement and we will have a limited term arrangement to sign off on his projects.

Environmental Health / Local Laws – Prepared by Tim Rose, Craig Byron

A number of new premises registrations have been issued over this period, with many being low risk activities conducted from home. Council has received one anonymous complaint regarding product dates; however, the matter in question was not an offence (best before dates) so no further action will be taken.

Food samples and swabbing samples were obtained and results were, generally, satisfactory. Results have indicated that some businesses need to rectify some of their internal processes to achieve better results. Council will work with these businesses in coming weeks.

Council has completed the identification and assessments of potential mosquito breeding sites across the Shire. Approximately 20 sites have been identified, with two containing active larvae. These sites have been treated with a control agent and all sites will be monitored periodically.

Work has continued in order to fulfil Council's requirements to establish public health and wellbeing priorities for the municipality. A meeting was held with stakeholders to discuss Council's draft strategies and valuable feedback was obtained from these organisations.

Local Laws

- Cat Cages Still in demand; plenty of cats & kittens being caught and handed over for re-housing
- 2 x Dogs and 1 Rabbit Impounded, owners were located and animals were released after pound fees were paid
- 2 x Un-registered vehicle/ derelict vehicle left in a public place complaints dealt with successfully
- 1 x Property Notice issued to Beulah Property
- Several Barking Dog Complaints attended to & investigated
- 1 x Animal Permit for excess dogs in the process
- 1 x Dog Attack at Minyip under investigation
- Meeting with Lady from Lubeck about cat complaints, close to being resolved

Aged and Disability – Prepared by Lisa Dunkley**Commonwealth Home Support Programme (CHSP) and VICHACCPYP**

Libby Wright has commenced and is replacing Alannah Milne while on maternity leave for 12 months. Libby will be coordinator of meals on wheels and transport.

The new support workers we employed 3 months ago will now complete Certificate 3 in Aged and Disability in the next 6 months.

A quarterly Memory Strategies group meeting will be held in both Hopetoun and Minyip at the end of this month. We are lucky enough to have Cr Kylie Zanker as guest speaker once again. We are hoping for more numbers in Hopetoun this year, as Minyip is significantly much higher in the southern end.

Seniors Week is set for 20 September this year and we are now just waiting on who the performers will be.

Assessment Officer Report – Prepared by Bronwen Clayton

New Referrals received for Home assessments (total 9):

- from My Aged Care

From these referrals: 7 home assessments were completed and 2 cancelled by client

- New lap top up and going for to use for in home assessments, still to have second assessor 'activated' on same
- Working towards having everything in place for Quality Audit 28/3/17
- Bronwen spoke at Beulah CWA monthly meeting re HACC and CHSP services that are available with YSC and how to access them
- Bronwen spent a day with Ballarat City Council assessors to see their processes around home assessments – was a helpful day
- MAC had major update with system changes over last weekend in February – caused issues for us getting back onto system, but hopefully improvements will mean process is easier to use from assessor perspective

Volunteer Meals and Transport – Prepared by Alannah Milne

Transport

For the month of February 2017 the Shire completed 15 drives and had 2 cancellations. This month elderly were mainly accessing services in Horsham. The table below is a comparison over the last two years.

February 2017	15 drives, 2 cancellations
February 2016	11 drives, 2 cancellations

Meals on Wheels

February 2017	679 Meals
February 2016	868 Meals

Due to low numbers in Beulah we are looking at options for this service.

Special Olympics / Police Torch Relay

April 27 will see a torch relay move through Warracknabeal; it will come from Dimboola and go onto Mildura. A working group has met to organise it and they would like the Mayor to attend the Lions Park at 10:30am for a BBQ. Police from across Australia are attending and running the torch to promote the return of the Special Olympics to the region. More information will be sent out as they plan closer to the event.

Maternal and Child Health (MCH) – Prepared by Nanette Freckleton and Michelle Schilling

Birth Notifications YTD = 40
Enrolments YTD = 55

Linking Learning video team again attended an immunisation session with the showcase of reading and the Impact of the 'Lets Read' program, this is the follow up video after the previous one 3 years ago. 'Lets Read' resources continue to be distributed at the Key Ages and Stages of 4, 12, 18 months and 3.5 years.

Youth Report – Prepared by Murray McKenzie

- Meeting of Yarriambiack Youth Action Council on Wednesday, 22 February 2017
- Discussions commenced re 2017 Youth Summit
- Elise Looking at new YYAC shirt being ordered
- Murray following-up Laser skirmish with possible dates, looking at March, 19th or 26th!
- Luke absent but we discussed attending the Tri series Burnout comps, at Stawell on Saturday, 25 March - Portland Saturday, 22 April and Warracknabeal Saturday, 6 May. Follow up, book bus and go. Looking positive for a bus to attend this event at Stawell
- Preparations have been well underway for the return of the Film Workshops for Endoreic our Short Film Festival that we hold at Lake Lascelles. Most Councillors have accepted an invitation to attend on 8 April 2017, the event will begin with the Yarriambiack Young Achiever Awards at 7pm followed by the Short Film Festival
- Chase up New members of YYAC, on hold whilst future funding for youth position investigated

SHARE Program 'Sustainable Healthy Adaptable Resilient Engaged' – Prepared by Marianne Ferguson**Garage Sale Trail**

The Garage Sale Trail campaign aims to promote reuse, reduce waste to landfill, create awareness about illegal dumping, unite communities and stimulate local economies. The Garage Sale Trail is now offering year round waste education and community building programs. For further information, go to www.garagesaletrail.com.au

Grampians Region Cycling & Trails Master Plan Project

The Grampians region has the potential to be Australia's premier tourism destination for cycling and trail related experiences. The Wimmera Development Association has secured funding to develop the Grampians Region Cycling and Trails Business and Master Plan that will explore the full potential for the whole of the Grampians region, across all 11 Local Government Areas. Consultancy agency Planisphere has been appointed to the project and will work with Councils to gather information, collate ideas and develop the plan.

Hopetoun Market

Gateway BEET is coordinating a market to be held on the 3rd Sunday of every month. The market will be held in the forecourt of Gateway BEET and some local traders will be opening their doors to capture additional business.

Silo Art Trail

Russian Artist Julia Vochkova is expected to begin painting the Rupanyup silos in March. Bollards have been installed at Patchewollock to protect the tree-line from traffic. The Silo Art Trail Facebook Page currently has 6,323 'Likes' and Instagram has 3,059 'Followers'.

Wimmera Mallee Tourism

The Free Camping Guide is currently being distributed. A drone has been purchased to capture footage of the region for social media promotion. The drone equipment is available for use by 'Member' Councils.

Yarriambiack Tourism

The Yarriambiack Tourism Facebook Page currently has 2,022 'Likes'. Yarriambiack Tourism members are currently updating the WIKI Camps Application with current photos and information of Yarriambiack camping facilities.

10.7 Infrastructure Services Report – Prepared by Bernie Naylor

Grain Bags

As previously reported to Council I have been working with the Grampians Central West Waste and Resource Recovery Group regarding the possibility of recycling grain bags.

Due to the size of this years harvest and the amount of grain that is being stored on farm in these grains bags, there will be a need to deal with the bags when grain is emptied.

I am pleased to advise that a solution to this matter has been found where the Grain Bags can be recycled.

There will be four (4) disposal sites in our region where the bags can be delivered to as follows:-

- Warracknabeal Transfer Station
- Carines Merchandise in Horsham
- WasteBusters in Horsham
- Ecoswish in St Arnaud

The cost will be \$10 per bag to assist with the collection transportation costs.

Waste Bin Audits

In association with Council's Waste Collection Contractor Wimmera Mallee Waste, an audit of bin numbers and the size of the bins in relation to what residents are rated for have been undertaken in the township of Hopetoun.

Forty (40) properties in the township where identified as having either the incorrect number of bins out or incorrect sized bin.

Council generally undertakes these audits every two to three years of the bins.

Drinking Fountains

GWM Water has supplied Council with 3 Water Drinking Fountains for the following towns:- Rupanyup, Minyip and Warracknabeal.

Council has now had these drinking fountains installed at Custs Store – Rupanyup, Main Street Intersection – Minyip and the Sports Stadium in Warracknabeal.

All are being well utilised and appreciated by these communities.

Contract C215/2017 Supply and Delivery of One (1) Front End Loader

Council advertised contract C215/2017 being the Supply and Delivery of One (1) Front End Loader for the Northern Works Area on the 21st February, 2017 through Tenderlink.

Tenders for the above mentioned contract closed at 2.00 pm on Tuesday the 14th March, 2017.

Submissions for the tender will be evaluated by Council at the Closed Session of the April 2017 meeting.

Swimming Pools

Murtoa – Met with Rohan Fry from I-Design to discuss the draft for the proposed Change Rooms upgrade.

Have received feedback from the Department of Sport & Recreation in relation to the draft plans; I will make the recommended changes to these plans and take to the committee for their thoughts.

Once these have been finalised I will obtain projected costings for the project which will allow Council to make an application through the Community Sports Infrastructure fund in the 2018/2019 program when it opens

It is anticipated the project will cost around \$350K.

Through the funding program a maximum grant of \$200k is available with the balance of the project being funded through the Drought Funding allocation, community funding and Council.

Rupanyup – Council have allocated an amount in this year's budget to complete the upgrade to the concourse.

Unfortunately due to being unable to access the required trades to undertake this work before the pool opened, it will now be completed when the pool season ends.

Asset Engineer – Prepared by Michael Evans

- Gathering information for the development of the Renewal Gap Report. Currently waiting on the reporting format to be sent out via MAV & CT Management
- Analyse GWMWater data and update the GIS mapping for all of Councils culverts
- Working on the Road Management Plan review with draft completed
- Assisting the Technical Officer in the Footpath Hierarchy Review
- Attended and Chaired the Asset Management Working Group meeting
- Continue to assist Management in the development of Council's Levels of Service Plans (LOS Plans)
- Participated in the second round visit of the STEP program with CT Management Andrew Bainbridge
- Attend the Wimmera Southern Mallee GIS Shared Services (WSMGSS) group meeting in Horsham

OH&S and Risk Management

Council now has gone live with a new Risk Register which has been in the development stage for a few years. Within the program, Council also has a Training Register and an Induction Register. These are one register for each category (Risk, Training & Induction) instead of purely departmental registers which it has been in place up until this point. This outcome was a recommendation from a past audit review.

Emergency Management

- Attended and chaired the Yarriambiack Emergency Management Team (YEMT) Working Group meeting
- Continued to set up and assist Council officers to input flood damage into Crisiworks to be able to produce a detailed report for Council's Flood claim
- Participated in Emergency Management conference call meetings on Total Fire Ban days
- Assisted the police with an enquiry in regards to security footage
- Attended a Telstra Smart Messaging Workshop –showed how Council could use the product in communications during emergencies along with attaching and using Council forms in other different aspects
- Gathered information for an internal audit on Council's Disaster Recovery and Business

OH&S Officer – Prepared by Bob Taylor

- First Aid Kits - Council have commenced updating the first aid kits at the kindergartens, home help and the office
- CCTV - Cameras are being installed at the Warracknabeal Leisure Centre, Shire Office, Warracknabeal Kindergarten and the Warracknabeal Town Hall.
- TMP – Council have updated all the Traffic Management Plans for roadwork's

Design Engineer – Prepared by Joel Turner

- Dunmunkle creek culvert replacement complete
- Footpath works completed in Rupanyup, Hopetoun and continuing in Warracknabeal. Contractors are WestVic Concreters
- Kerbing complete in Minyip and Beulah, yet to commence in Brim and Hopetoun
- Beulah drainage works completed

Technical Officer – Prepared by Nathan McLean

Since the retirement of our Community Projects Co-ordinator (Dennis Smith), I have been liaising with the contractor and sub contractors regarding the construction of the female changeroom facility at Anzac Park, Warracknabeal.

This project will provide a private and functional female changeroom facility which will incorporate 5 shower cubicles, 4 toilet cubicles (1 ambulatory compliant), 3 wash basins and ample changeroom area to accommodate all female sporting participants including players, umpires, spectators and members of the public. Additionally, this project will also provide a stepped undercover viewing area of the netball court so spectators have a sheltered area to avoid the seasonal weather conditions

Technical Officer – Prepared by Tony Brennan

- Carried out inspections and email report back to Building and Planning for Legal Point of Discharge regarding stormwater applications
- Processed numerous Dial Before You Dig enquiries ranging from NBN contractors to Building and Planning companies
- Contacted by Star Ratings Australia to inform us that as of June 30th they will cease operations. As Australia's only independent accommodation rating system they have succumb to the digital age where consumers provide online reviews and growing numbers of accommodation providers choose to self rate. As a result all advertising references to Star Rating Australia and the motoring bodies they represent must be removed from our Caravan Parks by June 30th
- Processed National Heavy Vehicle Regulator permits as submitted
- Carried out inspections of emergency works carried out by Grampians Wimmera Mallee Water

Warracknabeal Regional Livestock Exchange

- Sale held Feb15th Total Sold = 3,413 Head
- Sale held Mar 1st Total Sold = 3,159 Head

March 1

Met with local livestock agents, staff, ALSA and Department of Agriculture members, to discuss planning and design requirements and the estimated costs involved for phase 1 of the introduction of RFID.

March 14

Met with Brendan Carey from Scanclear to discuss his availability in consulting on Council's behalf to plan, design and project manage the RFID introduction into our facility. Currently quoting cost for Phase 1 of the project which has to be submitted before 31 March. All of his costs will be included within the funding applications for both phase 1 and 2.

Caravan Park Occupancy January 2017

State	Warracknabeal (Caretaker on leave)	Hopetoun	Murtoa
VIC	N/A	116	115
NSW	N/A	4	2
WA	N/A	0	0
QLD	N/A	0	8
SA	N/A	6	34
NT	N/A	0	0
ACT	N/A	0	0
TAS	N/A	0	0
International	N/A	0	42
Permanents	(7 x 0) = 0 (12 x 0) = 0 (6 x 0) = 0 (6 x 0) = 0	(31 x 0) = 0	(31 x 1) = 31
Monthly Occupancy	N/A	126	232

Caravan Park Occupancy February 2017

State	Warracknabeal	Hopetoun (Caretaker on sick leave)	Murtoa
VIC	74	N/A	82
NSW	8	N/A	26
WA	4	N/A	4
QLD	5	N/A	6
SA	1	N/A	22
NT	0	N/A	0
ACT	1	N/A	0
TAS	1	N/A	0
International	0	N/A	0
Permanents	(10 x 17) = 170 (11 x 11) = 121	(31 x 0) = 0	(28 x 1) = 28
Monthly Occupancy	385	N/A	168

11 REPORTS FOR DECISION

11.1 Finance Report – Prepared by Anita McFarlane

Recommendation

The Finance Report as at February 2017 be received.

Moved Cr J Wise seconded Cr S Roberts that Finance Report as at February 2017 be received.

Carried

11.2 Revenue Report – Prepared by Chantelle Pitt

Recommendation

The Revenue Report as at March 2017 be received

Moved Cr C Heintze seconded Cr J Wise that Revenue Report as at 7 March 2017 be received.

Carried

11.3 Access and Inclusion Plan 2017-2021 – Prepared by Gavin Blinman

We have recently reviewed our Access and Inclusion plan following community consultation and meetings with a reference group.

Some changes were made following feedback through surveys and community comments. The goals from last plan have been achieved with a few minor ones carrying over as they are ongoing.

Recommendation

That Council adopts the updated Access and Inclusion plan 2017-2021 and that the updated copy be distributed to our networks and placed on our website.

Cr J Wise seconded Cr S Roberts that Council adopts the updated Access and Inclusion plan 2017-2021 and that the updated copy be distributed to our networks and placed on our website.

Carried

11.4 SHARE Community Grants: February - March 2017 – Prepared by Marianne Ferguson

Council extensively advertised the SHARE Community Grants Program for a period of 6 weeks throughout the Shire. The total funding available in this round is \$20,000 Inc GST. The evaluation panel consisted of the following representatives: Cr Tom Hamilton, Cr Jean Wise, Cr Shane Roberts and Marianne Ferguson (Community Development Officer).

36 applications were assessed requesting a total of \$87,322.70.

18 applications are recommended for funding.

NAME OF ORGANISATION	DESCRIPTION OF REQUEST	FUNDING ALLOCATED
Hopetoun Landcare Group	4 X Garmin GPS handheld units	\$ 800
Hopetoun Southern Mallee Stampede	Model Power Boating Event – Hire and purchase of fire extinguishers and viewing platform	\$1,000
Hopetoun Table Tennis Club	Purchase a Table Tennis Table	\$ 500
Hopetoun Traders Group	Design, modernising and erecting new signage structures on the Henty Hwy entrances to the town	\$1,000
Murtoa Angling Club	Purchase and installation of sun blinds for club rooms. Purchase of bin holder, fish disposal bags and fish information boards	\$1,000
Murtoa Golf Club	Purchase a lap top and software	\$1,000
Murtoa Recreation Reserve Committee of Management	To initiate the process in future use planning for the Murtoa Recreational Reserve. This is the first step in organising a site plan	\$2,000
Patchewollock Progress Association	To assist in the 100 year community celebration including band, catering, advertising and bus hire	\$1,000
Rupanyup Agriculture & Pastoral Society	Entertainment for the show	\$1,500
Shocking Arts Collective - Minyip	Cover costs to conduct the 2017 annual Minyip Art Exhibition – Hire of venue, hire of display stands, refreshments and advertising	\$ 200
Warrack Eagles Football & Netball Club	To assist with the costs involved in constructing a pathway with steps and handrail alongside the new Netball & Umpires Change Rooms	\$1,000
Warracknabeal 150 th Anniversary committee	Assist with the 150 th year celebrations. Money will go towards fireworks, bus tours and musical performances	\$1,000
Warracknabeal Action Group	To assist with the running costs of the combined community Christmas. Fireworks, advertising, Anzac Park hire, misc expenses	\$1,000
Warracknabeal Men's Shed	To assist with the costs to install a disabled toilet in the new extension of the building	\$2,000
Warracknabeal Racing Club	To assist with the costs involved in upgrading the existing Function Centre	\$1,500

YARRIAMBIACK SHIRE COUNCIL

COUNCIL MEETING

MINUTES

22 March 2017

Woodbine	Warrack Warriors - athletes expenses for the Tri State Games	\$1,000
Yaapeet Community Centre Club	To assist with building a shed that will house the community tractor/slasher and 2 6x4 trailers. Land supplied by the fire brigade	\$1,500
Yarriambiack Creek Development Committee	To assist in the purchase and installation of exercise equipment around the creek	\$1,000
	Total	\$20,000

Recommendation

That Council approve the above nominated projects under the 2016/2017 SHARE Community Grant Program.

Cr C Heintze seconded Cr J Wise that Council approve the above nominated projects under the 2016/2017 SHARE Community Grant Program.

Carried

11.5 Contract C185/2014 - Bituminous Surfacing Contract – Extension – Prepared by Bernie Naylor

The joint three year contract for Bituminous Surfacing by the municipalities of Horsham Rural City, Northern Grampians, West Wimmera, Hindmarsh and Yarriambiack will finish this year with the option of a further 1 year plus 1 year.

The five (5) Shires have now met on a number of occasions to discuss the way forward to reach an answer for the potential extension of time of the contracts.

To help form their opinion/s on the prospects, a review was undertaken on the performance against the following areas of the contract -:

- A. Specification Hold Points
- B. Specification Responsibilities
- C. Specification Responsibilities in Standards Section
- D. Contractor Performance

The Council's also conducted a meeting with the contractor Inroads, where it was anticipated that if progressing with the extension/s of the Contracts, that mutual improvements may be identified through these discussions.

Following the review by Yarriambiack Shire Council, we are pleased with the performance of the contractor overall.

There have been a couple of issues identified by Council as detailed below;-

- Seal Performance reporting
- Timelines
- Pavement Testing prior to seals being undertaken

Council staff believes it will be of benefit to Yarriambiack Shire Council to extend the existing contract for a further two years.

Recommendation

That Yarriambiack Shire Council extends Contract C185/2014 being the Bituminous Surfacing Contract with Inroads for a further two years ending in 2018/2019 financial year.

Cr S Roberts seconded Cr C Heintze that Yarriambiack Shire Council extends Contract C185/2014 being the Bituminous Surfacing Contract with Inroads for a further two years ending in 2018/2019 financial year.

Carried

11.6 2018 General Revaluation – Prepared by Chantelle Pitt

The Valuation of Land Act 1960 requires Councils to undertake a general revaluation of all rateable land and all non-rateable leviable land (for the purposes of the Fire Services Property Levy) within the municipality every two years and provide information to every other rating authority interested of its intention to do so.

Under Section 6(1) of the Valuation of Land Act 1960, Council is required to formally cause a General Revaluation to be made of all rateable land and all non-rateable leviable land in the municipal area of the Yarriambiack Shire Council.

Recommendation

- (1) That Council resolve to cause a General Revaluation to be made of all rateable land and all non-rateable leviable land within the municipal area of the Yarriambiack Shire Council and that the valuation be returned no later than 30 April 2018 by Preston Rowe Paterson Horsham & Wimmera Pty Ltd.
- (2) That the following Authorities be given notice within one month of Council's resolution to carry out the revaluation:

Valuer General Victoria
State Revenue Office
GWM Water
Buloke Shire Council
Horsham Rural City Council
Hindmarsh Shire Council
Northern Grampians Shire Council
Mildura Rural City Council

Cr J Wise seconded Cr C Heintze that:-

- (1) Council resolve to cause a General Revaluation to be made of all rateable land and all non-rateable leviable land within the municipal area of the Yarriambiack Shire Council and that the valuation be returned no later than 30 April 2018 by Preston Rowe Paterson Horsham & Wimmera Pty Ltd.**
- (2) The following Authorities be given notice within one month of Council's resolution to carry out the revaluation:**

**Valuer General Victoria
State Revenue Office
GWM Water
Buloke Shire Council
Horsham Rural City Council
Hindmarsh Shire Council
Northern Grampians Shire Council
Mildura Rural City Council**

Carried

11.7 Service Planning / Levels of Service Plans (LOS Plans) – Prepared Mick Evans (Tabled)

In 2010, the Municipal Association of Victoria released a document for Councils to complete on a yearly basis, the document being the 'National Asset Management Assessment Framework' (NAMAF).

Results from the NAMAF assessments highlighted the need for new and improved Asset Management Plans (AMP's).

With guidance through CT Management and the MAV, four Councils developed Asset Management Plans in 2013 as a regional group. These documents were completed without Levels of Services Plans (LOS plans), which the group discovered afterwards, it was putting the horse before the cart so to speak.

Since this point in time, the Yarriambiack Shire Council has left the AMP's in draft form so that the Levels of Service Plans could be developed and implemented. This process was addressed and followed in Council's Asset Management Working Group over a three year period, resulting in the documents to be presented today. All the Service Plans have been developed based on categories within the finance departments "Charter of accounts" where applicable. These are live documents and will be updated every year with a small review by the Service Managers and a major review with the Service Managers and community consultation every four years (review time table at the end of YSC Service Planning general information document).

Over the next 6 months, the draft AMP's will be reviewed and then changed (if needed) to be in line with the LOS Plans and presented to Council for adoption when completed.

Recommendation

That Council adopts the 37 Service Level Plans and the Service Planning General Information document as tabled.

Cr J Wise seconded Cr S Roberts that Council adopts the 37 Service Level Plans and the Service Planning General Information document as tabled.

Carried

11.8 Appointment of a Municipal Fire Prevention Officer under the Country Fire Authority Act 1958 – Prepared by Tim Rose

Council is required to appoint a Municipal Fire Prevention Officer (MFPO) in accordance with s.96A of the *Country Fire Authority Act 1958*. This position is responsible for undertaking Council's Fire Prevention Program and providing representation on the Municipal Fire Management Planning Committee.

Recommendation

Council appoints Craig Byron, Ranger/Local Laws Officer to the additional position of Municipal Fire Prevention Officer.

Cr C Heintze seconded Cr S Roberts that Council appoints Craig Byron, Ranger/Local Laws Officer to the additional position of Municipal Fire Prevention Officer.

Carried

12 GENERAL BUSINESS (including strategic direction and specific issues)

Cr C Heintze announced that the Surfcoast Shire will visit the Yarriambiack Shire Council to view the roundabout sculpture at Minyip on 1 April 2017 at 2pm.

Moved Cr J Wise seconded Cr C Heintze that standing orders be suspended at 10:30am.

Carried

Moved Cr C Heintze seconded Cr J Wise that standing orders be resumed at 10:55am.

13 CLOSED SESSION

Moved Cr J Wise seconded Cr S Roberts that Council move into Closed Session.

Carried

Moved Cr J Wise seconded Cr C Heintze that Council move back into Open Session.

Carried

Moved Cr S Roberts seconded Cr C Heintze that Council adopt the Resolutions from the Closed Session of Council.

Carried

14 MINUTES FROM MEETINGS

15 ATTACHMENTS / REPORTS

Planning Permit Activity Report for February 2017
Rates Report – March 2017
Income Statement by Resources for February 2017
Income Statement by Department for February 2017
Capital Expenditure for February 2017
Balance Sheet as at 31 February 2017

16 NEXT MEETING

The next meeting of Council will be held on Wednesday, 26 April 2017 at 9:30am at Warracknabeal.

17 CLOSE 11:00am

_____ **Mayor**

YARRIAMBIACK SHIRE COUNCIL
INCOME STATEMENT BY RESOURCES
FOR FEBRUARY 2017

	2014/2015 Budget	2014/2015 Actuals	2015/2016 Budget	2015/2016 Actuals	February Actuals	2016/2017 Budget	YTD Actuals	Forecast	YTD Variance	YTD % Variance
Income										
Asset Disposal & Fair Value Adjustments	\$ (400,000)	\$ (375,190)	\$ (297,800)	\$ (348,592)	\$ -	\$ (290,000)	\$ (164,461)	\$ (290,000)	\$ (125,539)	43%
Contributions, Donations & Reimbursement	\$ (309,839)	\$ (264,320)	\$ (235,911)	\$ (265,609)	\$ (8,807)	\$ (189,667)	\$ (178,374)	\$ (223,685)	\$ (11,293)	6%
Government Grants & Charges	\$ (9,225,566)	\$ (11,155,366)	\$ (8,870,887)	\$ (8,259,366)	\$ (1,420,043)	\$ (10,391,348)	\$ (6,546,144)	\$ (10,536,368)	\$ (3,845,204)	37%
Interest Income	\$ (139,921)	\$ (138,836)	\$ (107,021)	\$ (127,453)	\$ (2,724)	\$ (78,797)	\$ (19,066)	\$ (78,797)	\$ (59,731)	76%
Other Revenues	\$ -	\$ -	\$ -	\$ -	\$ -	\$ -	\$ (12,050)	\$ (12,050)	\$ 12,050	0%
Rates & Charges	\$ (10,594,460)	\$ (10,827,963)	\$ (11,314,254)	\$ (11,347,394)	\$ 1,873	\$ (11,618,925)	\$ (12,540,636)	\$ (11,622,985)	\$ 921,711	(8%)
Sale Proceeds - Contra Sales	\$ -	\$ -	\$ -	\$ (173)	\$ -	\$ -	\$ -	\$ -	\$ -	0%
User Charges, Fees & Fines	\$ (1,051,752)	\$ (1,163,322)	\$ (1,028,072)	\$ (1,179,719)	\$ (68,142)	\$ (1,325,330)	\$ (614,379)	\$ (1,346,267)	\$ (710,951)	54%
Income Total	\$ (21,721,538)	\$ (23,924,996)	\$ (21,853,945)	\$ (21,528,306)	\$ (1,497,843)	\$ (23,894,067)	\$ (20,075,110)	\$ (24,110,152)	\$ (3,818,957)	16%
Expenditure										
Asset Disposal & Fair Value Adjustments	\$ 300,412	\$ 944,791	\$ 309,424	\$ 751,678	\$ -	\$ 318,707	\$ 99,614	\$ 318,707	\$ 219,093	0%
Bad & Doubtful Debts	\$ -	\$ 36,998	\$ -	\$ 16,552	\$ -	\$ -	\$ -	\$ -	\$ -	0%
Contributions & Donations	\$ 892,342	\$ 851,753	\$ 977,245	\$ 766,558	\$ -	\$ 994,453	\$ 694,344	\$ 998,265	\$ 300,109	30%
Depreciation Amortisation & Impairment	\$ 6,251,313	\$ 6,568,314	\$ 6,438,426	\$ 6,454,896	\$ -	\$ 6,631,593	\$ 94	\$ 6,631,593	\$ 6,631,499	100%
Employee Costs	\$ 7,637,865	\$ 7,403,109	\$ 7,770,428	\$ 7,607,413	\$ 608,092	\$ 8,056,020	\$ 5,234,377	\$ 8,012,915	\$ 2,821,643	35%
Finance Costs	\$ 72,866	\$ 108,979	\$ 123,396	\$ 52,969	\$ 2,667	\$ 127,097	\$ 47,049	\$ 127,097	\$ 80,048	63%
Materials	\$ 5,215,260	\$ 4,955,062	\$ 4,633,460	\$ 5,105,602	\$ (41,083)	\$ 4,701,554	\$ 2,895,371	\$ 4,917,577	\$ 1,806,183	38%
Other Expenses	\$ 1,357,868	\$ 1,333,339	\$ 1,299,629	\$ 1,289,459	\$ 38,642	\$ 1,325,239	\$ 1,027,346	\$ 1,341,310	\$ 297,893	22%
Expenditure Total	\$ 21,727,926	\$ 22,202,345	\$ 21,552,008	\$ 22,045,127	\$ 608,317	\$ 22,154,663	\$ 9,998,195	\$ 22,347,464	\$ 12,156,468	55%
Total	\$ 6,388	\$ (1,722,651)	\$ (301,937)	\$ 516,821	\$ (889,525)	\$ (1,739,404)	\$ (10,076,915)	\$ (1,762,688)	\$ 8,337,511	

YARRIAMBIACK SHIRE COUNCIL
INCOME STATEMENT BY DEPARTMENT
FOR FEBRUARY 2017

	2014/2015 Budget	2014/2015 Actuals	2015/2016 Budget	2015/2016 Actuals	February Actuals	2016/2017 Budget	YTD Actuals	Forecast	YTD Variance	YTD % Variance
Income										
Community Services	\$ (1,974,579)	\$ (2,215,881)	\$ (1,863,121)	\$ (2,402,532)	\$ (97,076)	\$ (2,038,586)	\$ (1,674,827)	\$ (2,049,480)	\$ (363,759)	18%
Corporate Services	\$ (14,552,348)	\$ (17,406,375)	\$ (15,348,378)	\$ (12,980,421)	\$ (1,203,889)	\$ (15,670,301)	\$ (15,163,253)	\$ (15,674,735)	\$ (507,048)	3%
Economic Development	\$ (988,531)	\$ (1,047,968)	\$ (268,264)	\$ (596,384)	\$ (54,606)	\$ (380,734)	\$ (277,298)	\$ (452,534)	\$ (103,436)	27%
Engineering	\$ (2,725,221)	\$ (1,476,163)	\$ (2,749,800)	\$ (3,632,577)	\$ (10,839)	\$ (4,393,033)	\$ (1,427,465)	\$ (4,393,033)	\$ (2,965,568)	68%
Recreation & Culture & Leisure	\$ (264,361)	\$ (486,460)	\$ (360,970)	\$ (615,234)	\$ (103,513)	\$ (127,293)	\$ (334,074)	\$ (245,541)	\$ 206,781	(162%)
Regulatory Services	\$ (157,739)	\$ (160,509)	\$ (147,663)	\$ (196,837)	\$ (7,879)	\$ (129,543)	\$ (83,172)	\$ (140,252)	\$ (46,371)	0%
Waste & Environment	\$ (1,058,759)	\$ (1,131,638)	\$ (1,115,749)	\$ (1,104,320)	\$ (20,040)	\$ (1,154,577)	\$ (1,115,022)	\$ (1,154,577)	\$ (39,555)	3%
Income Total	\$ (21,721,538)	\$ (23,924,996)	\$ (21,853,945)	\$ (21,528,305)	\$ (1,497,843)	\$ (23,894,067)	\$ (20,075,110)	\$ (24,110,152)	\$ (3,818,957)	16%
Expenditure										
Community Services	\$ 2,750,681	\$ 2,653,577	\$ 2,784,790	\$ 2,787,769	\$ 151,324	\$ 2,963,344	\$ 1,761,905	\$ 2,983,904	\$ 1,201,439	41%
Corporate Services	\$ 1,928,109	\$ 1,652,233	\$ 1,971,414	\$ 1,831,897	\$ 101,923	\$ 1,922,415	\$ 963,510	\$ 1,893,429	\$ 958,905	0%
Economic Development	\$ 1,020,560	\$ 1,248,749	\$ 772,285	\$ 809,696	\$ 32,214	\$ 990,318	\$ 728,302	\$ 1,189,052	\$ 262,016	26%
Engineering	\$ 11,069,421	\$ 11,838,719	\$ 10,954,703	\$ 11,677,479	\$ 172,490	\$ 11,295,342	\$ 3,557,556	\$ 11,308,111	\$ 7,737,786	69%
Governance	\$ 1,012,911	\$ 865,027	\$ 1,080,027	\$ 917,035	\$ 30,016	\$ 1,140,638	\$ 619,608	\$ 1,142,101	\$ 521,030	46%
Recreation & Culture & Leisure	\$ 1,377,604	\$ 1,292,057	\$ 1,344,019	\$ 1,365,301	\$ 35,054	\$ 1,137,279	\$ 840,709	\$ 1,128,206	\$ 296,570	26%
Regulatory Services	\$ 663,416	\$ 663,719	\$ 662,004	\$ 611,057	\$ 17,681	\$ 662,815	\$ 334,134	\$ 663,830	\$ 328,681	50%
Waste & Environment	\$ 1,905,224	\$ 1,988,264	\$ 1,982,766	\$ 2,044,892	\$ 67,616	\$ 2,042,512	\$ 1,192,473	\$ 2,038,831	\$ 850,039	42%
Expenditure Total	\$ 21,727,926	\$ 22,202,345	\$ 21,552,008	\$ 22,045,126	\$ 608,317	\$ 22,154,663	\$ 9,998,195	\$ 22,347,464	\$ 12,156,468	55%
Total	\$ 6,388	\$ (1,722,651)	\$ (301,937)	\$ 516,821	\$ (889,525)	\$ (1,739,404)	\$ (10,076,915)	\$ (1,762,688)	\$ 8,337,511	

Yarriambiack Shire Council
Summary of major Income and Expenses by Resources for February

Income		
Contribution & Donations	Income protection staff contribution	\$3,592
	Staff fuel recoup	\$1,578
	Community Contribution - Hopetoun Swimming Pool	\$2,932
Government Grants & Charges	DHS - HACC grants	\$78,791
	Victorian Grants Commission (1/4 payment)	\$1,199,051
	RDV - final payment for Minyip & Brim streetscape projects	\$25,500
	RDV - final payment for walking tracks	\$17,200
	DELWP - Rupanyup Bowling Club synthetic green	\$70,000
	DELWP - Anzac Park additional water supply	\$29,500
User Charges	Caravan Park Fees	\$7,526
	Planning Fees & Permits	\$3,077
	Building Fees & Permits	\$3,954
	Waste Disposal Fees	\$4,693
	Scrape Metal	\$14,709
	HACC & Brokerage Fees	\$16,346
	Property leases & rent	\$8,637
Total Income for February		\$ (1,497,842.72)

Expenses		
Employee Costs	Salaries & Wages & Oncosts (includes Annual Leave, Sick Leave, Long Service Leave etc)	\$550,206
	Superannuation	\$48,485
	Travelling	\$9,259
Finance Costs	Interest on Loans & Overdraft	\$2,633
Materials	Contracts - (includes Wimmera Mallee Waste, Civica, Skillinvest, Simpson Personnel, Horsham Rural City Council etc)	\$32,575
	Materials	\$891
	Plant Hire	-\$74,979
	Catering Expenses	\$429
Other Expenses	Bank Fees	\$2,690
	Commission	\$3,595
	Lease Expenses	\$31,596
	Bank Guarantees	\$761
Total Expenses for February		\$608,317

YARRIAMBIAK SHIRE COUNCIL
CAPITAL EXPENDITURE FOR FEBRUARY 2017

	2014/2015 Budget	2014/2015 Actuals	2015/2016 Budget	2015/2016 Actuals	February Actuals	2016/2017 Budget	YTD Actuals	Forecast	YTD Variance	YTD % Variance
01929 - Administration - Capital										
0900 - Building Capital Works	\$ 5,000	\$ 17,910	\$ 30,000	\$ 28,021	\$ -	\$ 5,000	\$ -	\$ 5,000	\$ 5,000	100%
0910 - Furniture & Equipment Capital Works	\$ 2,000	\$ -	\$ 2,060	\$ -	\$ -	\$ 2,000	\$ -	\$ 2,000	\$ 2,000	100%
01939 - Asset Management - Capital										
0920 - Computer / IT Capital Works	\$ -	\$ 6,528	\$ 39,500	\$ 77,065	\$ -	\$ 15,000	\$ -	\$ 15,000	\$ 15,000	100%
01949 - Information Technology - Capital										
0920 - Computer / IT Capital Works	\$ 20,000	\$ 6,258	\$ 20,000	\$ 1,636	\$ -	\$ 25,450	\$ 7,315	\$ 25,450	\$ 18,135	71%
02909 - Housing - Capital										
0900 - Building Capital Works	\$ -	\$ -	\$ -	\$ -	\$ -	\$ -	\$ 6,424	\$ -	\$ (6,424)	0%
02919 - HACC Administration - Capital										
0910 - Furniture & Equipment Capital Works	\$ -	\$ 2,800	\$ -	\$ 3,450	\$ -	\$ -	\$ -	\$ -	\$ -	0%
0920 - Computer / IT Capital Works	\$ -	\$ -	\$ -	\$ -	\$ -	\$ -	\$ 4,082	\$ -	\$ (4,082)	0%
02929 - MECC - Capital										
0910 - Furniture & Equipment Capital Works	\$ 2,228	\$ -	\$ 2,000	\$ -	\$ -	\$ 2,000	\$ -	\$ 2,000	\$ 2,000	100%
02939 - Senior Citizens - Capital										
0900 - Building Capital Works	\$ 80,000	\$ 288	\$ 95,000	\$ 96,990	\$ -	\$ 5,000	\$ 936	\$ 5,000	\$ 4,064	81%
02949 - Environmental Health - Capital										
0910 - Furniture & Equipment Capital Works	\$ -	\$ -	\$ -	\$ 4,043	\$ -	\$ 2,000	\$ -	\$ 2,000	\$ 2,000	0%
02959 - Animal Pound - Capital										
0930 - Animal Pound - Capital Works	\$ -	\$ -	\$ -	\$ -	\$ -	\$ -	\$ -	\$ -	\$ -	0%
02969 - Maternal & Child Health - Capital										
0900 - Building Capital Works	\$ 20,000	\$ 70,732	\$ 6,556	\$ 11,987	\$ -	\$ -	\$ -	\$ -	\$ -	0%
0920 - Computer / IT Capital Works	\$ 2,500	\$ -	\$ 6,500	\$ -	\$ -	\$ -	\$ -	\$ -	\$ -	0%
02979 - Fire Hydrants - Capital										
0965 - Fire Hydrants - Capital	\$ -	\$ -	\$ 4,000	\$ -	\$ -	\$ -	\$ -	\$ -	\$ -	0%
02989 - Preschools - Capital										
0900 - Building Capital Works	\$ 43,000	\$ 487	\$ 5,000	\$ 7,120	\$ -	\$ 5,000	\$ 2,370	\$ 5,000	\$ 2,631	53%
0920 - Computer / IT Capital Works	\$ -	\$ -	\$ -	\$ -	\$ -	\$ -	\$ 2,670	\$ -	\$ (2,670)	0%
03909 - Industrial Estate - Capital										
0905 - Industrial Estate Capital Works	\$ 35,000	\$ -	\$ 15,000	\$ 11,045	\$ -	\$ 28,000	\$ 30,055	\$ 30,055	\$ (2,055)	(7%)
03919 - Caravan Parks - Capital										
0900 - Building Capital Works	\$ 76,000	\$ 57,525	\$ 10,000	\$ 34,562	\$ -	\$ 30,000	\$ 8,530	\$ 30,000	\$ 21,470	72%
0910 - Furniture & Equipment Capital Works	\$ 2,000	\$ -	\$ 2,000	\$ -	\$ -	\$ 500	\$ -	\$ 500	\$ 500	100%
03929 - Public Amenities - Capital										
0900 - Building Capital Works	\$ 5,000	\$ -	\$ 70,000	\$ 77,848	\$ (8)	\$ 5,000	\$ 19,302	\$ 5,000	\$ (14,302)	(286%)
04929 - Library - Capital										
0900 - Building Capital Works	\$ -	\$ -	\$ -	\$ -	\$ -	\$ 185,000	\$ -	\$ 185,000	\$ 185,000	100%
04939 - Hall - Capital										
0900 - Building Capital Works	\$ 48,000	\$ 48,459	\$ 50,000	\$ 2,588	\$ -	\$ 70,000	\$ -	\$ 70,000	\$ 70,000	100%
05909 - Parks & Playgrounds - Capital										
0975 - Playground Capital Works	\$ 21,630	\$ 105,386	\$ 10,000	\$ 40,475	\$ -	\$ 15,300	\$ 51,234	\$ 15,300	\$ (35,934)	(235%)
05919 - Recreation Reserve - Capital										
0900 - Building Capital Works	\$ -	\$ -	\$ 348,000	\$ 360,120	\$ -	\$ -	\$ 44,424	\$ 34,381	\$ (44,424)	0%
05939 - Swimming Pool - Capital										
0900 - Building Capital Works	\$ 20,000	\$ -	\$ 20,000	\$ 9,091	\$ -	\$ 5,000	\$ -	\$ 5,000	\$ 5,000	100%
05949 - Sporting Complex - Capital										
0900 - Building Capital Works	\$ 5,000	\$ 37,330	\$ 5,000	\$ -	\$ -	\$ 28,625	\$ 9,273	\$ 28,625	\$ 19,352	68%
0910 - Furniture & Equipment Capital Works	\$ 4,000	\$ -	\$ 4,000	\$ -	\$ -	\$ 4,000	\$ -	\$ 4,000	\$ 4,000	100%
05959 - Gymnasium - Capital										
0910 - Furniture & Equipment Capital Works	\$ 4,000	\$ -	\$ -	\$ -	\$ -	\$ -	\$ -	\$ -	\$ -	0%
05969 - Bowling Clubs - Capital										
0900 - Building Capital Works	\$ -	\$ -	\$ -	\$ -	\$ -	\$ -	\$ 34,084	\$ 34,084	\$ (34,084)	0%
06909 - Local Roads - Capital										
0935 - Urban Road Construction	\$ 186,000	\$ 255,868	\$ 191,120	\$ 148,838	\$ -	\$ 341,810	\$ -	\$ 341,810	\$ 341,810	100%
0940 - Rural Road Construction	\$ 2,363,544	\$ 2,605,985	\$ 2,325,481	\$ 2,343,459	\$ 144,662	\$ 2,333,145	\$ 885,721	\$ 2,333,145	\$ 1,447,424	62%
0945 - Reseals	\$ 229,911	\$ 231,432	\$ 336,912	\$ 474,718	\$ -	\$ 800,128	\$ 188,277	\$ 800,128	\$ 611,851	76%
0950 - Resheets	\$ 1,178,760	\$ 1,465,280	\$ 1,135,608	\$ 1,413,615	\$ 27,489	\$ 1,124,777	\$ 848,421	\$ 1,124,777	\$ 276,356	25%
0955 - Shoulder Resheets	\$ 378,721	\$ 489,651	\$ 376,840	\$ 976,387	\$ 739	\$ 362,937	\$ 73,787	\$ 362,937	\$ 289,150	80%
06919 - Footpath - Capital										
0980 - Footpath Construction	\$ 201,337	\$ 136,014	\$ 211,992	\$ 144,166	\$ -	\$ 166,956	\$ 7,298	\$ 166,956	\$ 159,658	96%
06929 - Bridge - Capital										
0990 - Bridge Construction	\$ 32,726	\$ -	\$ 33,764	\$ 11,990	\$ -	\$ 114,834	\$ -	\$ 114,834	\$ 114,834	100%
06939 - Kerb & Channel - Capital										
0985 - Kerb & Channel Construction	\$ 300,000	\$ 278,972	\$ 311,410	\$ 333,406	\$ -	\$ 169,336	\$ 88,543	\$ 169,336	\$ 80,793	48%
06959 - Aerodrome - Capital										
0900 - Building Capital Works	\$ -	\$ 22,542	\$ -	\$ -	\$ -	\$ -	\$ 121,880	\$ -	\$ (121,880)	0%
0950 - Resheets	\$ 150,000	\$ 37,980	\$ 530,458	\$ 445,519	\$ -	\$ 120,000	\$ 1,650	\$ 120,000	\$ 118,350	99%

YARRIAMBIACK SHIRE COUNCIL
CAPITAL EXPENDITURE FOR FEBRUARY 2017

	2014/2015 Budget	2014/2015 Actuals	2015/2016 Budget	2015/2016 Actuals	February Actuals	2016/2017 Budget	YTD Actuals	Forecast	YTD Variance	YTD % Variance
06979 - Depot - Capital										
0900 - Building Capital Works	\$ 250,000	\$ 275,601	\$ 108,000	\$ 323,606	\$ 2,541	\$ 145,000	\$ 8,356	\$ 145,000	\$ 136,644	94%
07909 - Drainage - Capital										
0995 - Drainage Construction	\$ 33,297	\$ 50,478	\$ 35,000	\$ -	\$ -	\$ 71,399	\$ -	\$ 71,399	\$ 71,399	100%
07929 - Transfer Stations & Landfills - Capital										
0960 - Waste Site Capital Works	\$ 20,000	\$ 6,285	\$ 20,000	\$ 8,001	\$ -	\$ 20,000	\$ -	\$ 20,000	\$ 20,000	100%
08909 - Livestock Exchange - Capital										
0900 - Building Capital Works	\$ 10,300	\$ 29,717	\$ 5,000	\$ -	\$ -	\$ 5,000	\$ 5,695	\$ 5,000	\$ (695)	-14%
69760 - Staff Vehicle Purchases										
6800 - Plant Purchases	\$ 320,000	\$ 282,970	\$ 320,000	\$ 290,716	\$ -	\$ 290,000	\$ 153,267	\$ 290,000	\$ 136,733	47%
69860 - Works Plant Purchases										
6800 - Plant Purchases	\$ 740,000	\$ 825,708	\$ 900,000	\$ 936,226	\$ -	\$ 890,000	\$ 8,890	\$ 890,000	\$ 881,110	99%
Total	\$ 6,789,954	\$ 7,348,186	\$ 7,586,201	\$ 8,616,688	\$ 175,423	\$ 7,388,197	\$ 2,612,483	\$ 7,458,717	\$ 4,775,714	65%

**Yarriambiack Shire Council
Summary of Capital Works for February**

Capital Work		
Rural Road Construction	Patchewollock Tempy	\$598.78
	Lascelles Sea Lake Road	\$716.94
	Lah West Road	\$86,198.26
	Sheep Hills Bangerang Road	\$906.65
	Donald Laen Road	\$44,986.93
	Hopetoun Aerodrome Road	\$171.12
	Longerenong Road	\$11,083.26
Resheets	Lallat School Road	\$11,459.21
	Ruwoldts Road	\$8,161.00
	Cousins Road	\$7,869.10
Total Capital Works for February		\$175,423

YARRIAMBIACK SHIRE COUNCIL

BALANCE SHEET AS AT 28th FEBRUARY 2017

	2014/2015 Budget	2014/2015 Actuals	2015/2016 Budget	2015/2016 Actuals	February Actuals	2016/2017 Budget	YTD Actuals	Forecast	YTD Variance	YTD % Variance
Current Assets										
Cash & Cash Equivalents Investments	\$ 2,992,000	\$ 4,322,000	\$ 1,429,000	\$ 1,838,000	\$ 8,185,728	\$ 1,580,000	\$ 7,074,545	\$ 1,580,000	\$ (5,494,545)	(348%)
Rate Debtors	\$ 900,000	\$ 1,185,000	\$ 850,000	\$ 1,406,000	\$ (8,134,762)	\$ 1,010,000	\$ 2,592,541	\$ 1,010,000	\$ (1,582,541)	(157%)
Debtors	\$ 511,000	\$ 407,000	\$ 94,000	\$ 592,000	\$ (108,182)	\$ 555,000	\$ 185,125	\$ 555,000	\$ 369,875	67%
Other Current Accrued Assets	\$ 180,000	\$ 206,000	\$ 180,000	\$ 297,000	\$ -	\$ 252,000	\$ 8,705	\$ 252,000	\$ 243,295	97%
Inventory On Hand	\$ 900,000	\$ 484,000	\$ 711,000	\$ 370,000	\$ -	\$ 909,000	\$ 608,845	\$ 909,000	\$ 300,155	33%
Assets Held for Resale	\$ 84,000	\$ 31,000	\$ 15,000	\$ 42,000	\$ -	\$ 50,000	\$ 42,365	\$ 50,000	\$ 7,635	15%
Current Assets Total	\$ 5,567,000	\$ 6,635,000	\$ 3,279,000	\$ 4,545,000	\$ (57,216)	\$ 4,356,000	\$ 10,512,126	\$ 4,356,000	\$ (6,156,126)	
Non Current Assets										
Non Current Debtors	\$ -	\$ 1,000	\$ -	\$ -	\$ -	\$ 653,000	\$ -	\$ 653,000	\$ 653,000	0%
Investments	\$ 350,000	\$ 481,000	\$ 357,000	\$ 469,000	\$ -	\$ 491,000	\$ 469,288	\$ 491,000	\$ 21,712	0%
Fixed Assets	\$ 149,645,000	\$ 154,054,000	\$ 159,177,000	\$ 157,547,000	\$ 175,423	\$ 158,216,000	\$ 160,155,703	\$ 158,216,000	\$ (1,939,703)	(1%)
Non Current Assets Total	\$ 149,995,000	\$ 154,536,000	\$ 159,534,000	\$ 158,016,000	\$ 175,423	\$ 159,360,000	\$ 160,624,991	\$ 159,360,000	\$ (1,264,991)	
TOTAL ASSETS	\$ 155,562,000	\$ 161,171,000	\$ 162,813,000	\$ 162,561,000	\$ 118,207	\$ 163,716,000	\$ 171,137,117	\$ 163,716,000	\$ (7,421,117)	
Current Liabilities										
Creditors	\$ 1,200,000	\$ 2,070,000	\$ 1,200,000	\$ 1,533,000	\$ 769,150	\$ 909,000	\$ 344,243	\$ 909,000	\$ 564,757	62%
Current Loans	\$ 151,000	\$ 136,000	\$ 62,000	\$ 105,000	\$ -	\$ 104,000	\$ 104,512	\$ 104,000	\$ (512)	(0%)
Short Term Provisions	\$ 2,619,000	\$ 2,854,000	\$ 2,619,000	\$ 3,268,000	\$ -	\$ 2,982,000	\$ 3,265,228	\$ 2,982,000	\$ (283,228)	(9%)
Trust & Deposits	\$ -	\$ 31,000	\$ -	\$ 157,000	\$ 2,168	\$ -	\$ (29,731)	\$ -	\$ 29,731	0%
Current Liabilities Total	\$ 3,970,000	\$ 5,091,000	\$ 3,881,000	\$ 5,063,000	\$ 771,318	\$ 3,995,000	\$ 3,684,252	\$ 3,995,000	\$ 310,748	
Non Current Liabilities										
Long Term Provisions	\$ 404,000	\$ 519,000	\$ 404,000	\$ 474,000	\$ -	\$ 556,000	\$ 473,830	\$ 556,000	\$ 82,170	15%
Non Current Loans	\$ 199,000	\$ 215,000	\$ 229,000	\$ 110,000	\$ -	\$ 109,000	\$ 58,405	\$ 109,000	\$ 50,595	46%
Non Current Liabilities Total	\$ 603,000	\$ 734,000	\$ 633,000	\$ 584,000	\$ -	\$ 665,000	\$ 532,235	\$ 665,000	\$ 132,765	
TOTAL LIABILITIES	\$ 4,573,000	\$ 5,825,000	\$ 4,514,000	\$ 5,649,000	\$ 771,318	\$ 4,660,000	\$ 4,216,487	\$ 4,660,000	\$ 443,513	
NET ASSETS	\$ 150,989,000	\$ 155,346,000	\$ 158,299,000	\$ 156,912,000	\$ 889,525	\$ 159,056,000	\$ 166,920,630	\$ 159,056,000	\$ (7,864,630)	
Equity										
Accumulated Surplus/Deficit	\$ 64,189,000	\$ 60,384,000	\$ 58,941,000	\$ 59,855,000	\$ 889,525	\$ 61,455,000	\$ 67,220,988	\$ 61,455,000	\$ (5,765,988)	(9%)
Asset Revaluation Reserve	\$ 86,800,000	\$ 94,962,000	\$ 99,358,000	\$ 97,057,000	\$ -	\$ 97,601,000	\$ 99,699,643	\$ 97,601,000	\$ (2,098,643)	(2%)
TOTAL EQUITY	\$ 150,989,000	\$ 155,346,000	\$ 158,299,000	\$ 156,912,000	\$ 889,525	\$ 159,056,000	\$ 166,920,631	\$ 159,056,000	\$ (7,864,631)	

Investments

Bendigo Bank	\$ 330,027.96	2.65%	01/09/2017
Commonwealth Bank	\$ 132,130.03	2.05%	19/06/2017
AMP (oncall)	\$ 480.39		Oncall
Total	\$ 462,638.38		

Loans

	Term & Rate	Finish Date
National Australia Bank - Unfunded Superannuation	\$ 162,917 Fixed at 5.21%	30/06/2018
Total	\$ 162,917	

Yarriambiack Shire Council
Summary of Balance Sheet as at 28th February

Assets		
Current Assets		YTD Actuals
Cash & Cash Equivalents	Our overdraft was cleared during the month due to the collection of rates being paid in full and payment of the 3rd installment. Council also received the 3rd installment of the Victoria Grants Commission. The general bank account had a balance of \$6.36 million at the 28th February. Council is holding \$247,691 in cash and investments of Section 86 Committees. Council has \$462,638 invested with the CBA and Bendigo Banks.	\$ 7,074,545
Rate Debtors	For the month of February Rate Debtors decreased by \$8,134,762. Majority of rates were paid on 15th February when the full payment was due. The third installment was due on the 28th February. Outstanding rates are still being pursued by debt collection agencies. Final notices which will include interest will be sent out in the next few weeks.	\$2,592,541
Debtors	General Debtors reduced by \$108,182	\$185,125
Non Current Assets		
Fixed Assets	Increased by \$175,423 in February as per the Capital Works report	\$160,155,703

Liabilities		
Current Liabilities		
Creditors	At the time of completing this report the February cheque run had not been processed. Cheque runs occur on the 2nd Friday of the month.	\$344,243
Non Current Liabilities		
Loans	No loan repayments were made in February	\$162,917
Net Assets		\$166,920,631

Rates Report - March 2017

Prepared by Chantelle Pitt

Rate Classification	2015/2016 Budget	2015/2016 Actuals	2016/2017 Budget	Actual YTD Receipts	Rebates	Outstanding Rates			
						Current	Arrears & Legals	Interest	Total
Commercial	\$ 378,968.48	\$ 92,379.38	\$ 323,804.40	\$ (293,678.01)	\$ (2,103.21)	\$ 42,126.35	\$ 52,622.71	\$ 26,646.79	\$ 121,395.85
Farmland	\$ 7,385,429.89	\$ 251,895.56	\$ 7,912,102.39	\$ (7,340,253.67)	\$ (4,254.03)	\$ 681,411.39	\$ 40,599.20	\$ 4,202.40	\$ 726,212.99
Residential	\$ 2,207,400.64	\$ 621,353.01	\$ 1,998,604.94	\$ (1,546,595.45)	\$ (127,483.24)	\$ 447,153.69	\$ 374,887.09	\$ 122,677.96	\$ 944,718.74
Total	\$ 9,971,799.01	\$ 965,627.95	\$ 10,234,511.73	\$ (9,180,527.13)	\$ (133,840.48)	\$ 1,170,691.43	\$ 468,109.00	\$ 153,527.15	\$ 1,792,327.58

Rate Classification	2015/2016 Budget	2015/2016 Actuals	2016/2017 Budget	Actual YTD Receipts	Rebates	Outstanding Rates			
						Current	Arrears & Legals	Interest	Total
Kerbside Garbage Charges	\$ 688,752.01	\$ 189,826.83	\$ 709,728.31	\$ (564,565.18)	\$ (36,342.16)	\$ 148,065.02	\$ 94,992.18	\$ 37,357.18	\$ 280,414.38
Kerbside Recycling Charges	\$ 345,659.40	\$ 95,480.92	\$ 356,486.56	\$ (274,772.39)	\$ (24,790.42)	\$ 82,985.96	\$ 48,938.43	\$ 9,361.13	\$ 141,285.52
Municipal Charge	\$ 342,950.40	\$ 147,495.54	\$ 351,536.64	\$ (272,031.63)	\$ (16,139.20)	\$ 81,923.43	\$ 94,289.59	\$ 25,400.11	\$ 201,613.13
Fire Services Fixed Charge	\$ 717,312.00	\$ 151,459.11	\$ 723,981.00	\$ (565,941.29)	\$ -	\$ 143,127.96	\$ 95,293.37	\$ 11,439.35	\$ 249,860.68
Fire Services Levy	\$ 472,741.30	\$ 22,716.63	\$ 511,470.05	\$ (469,800.36)	\$ (46,350.00)	\$ 50,381.68	\$ 8,216.91	\$ 752.68	\$ 59,351.27
Credits	\$ -	\$ -	\$ -	\$ 27,473.48	\$ -	\$ (66,861.53)	\$ -	\$ 6.68	\$ (66,854.85)
Total	\$ 2,567,415.11	\$ 606,979.03	\$ 2,653,202.56	\$ (2,119,637.37)	\$ (123,621.78)	\$ 439,622.52	\$ 341,730.48	\$ 84,317.13	\$ 865,670.13

Grand Total	\$ 12,539,214.12	\$ 1,572,606.98	\$ 12,887,714.29	\$ (11,300,164.50)	\$ (257,462.26)	\$ 1,610,313.95	\$ 809,839.48	\$ 237,844.28	\$ 2,657,997.71
--------------------	-------------------------	------------------------	-------------------------	---------------------------	------------------------	------------------------	----------------------	----------------------	------------------------

Breakdown of Outstanding Rates by Ward

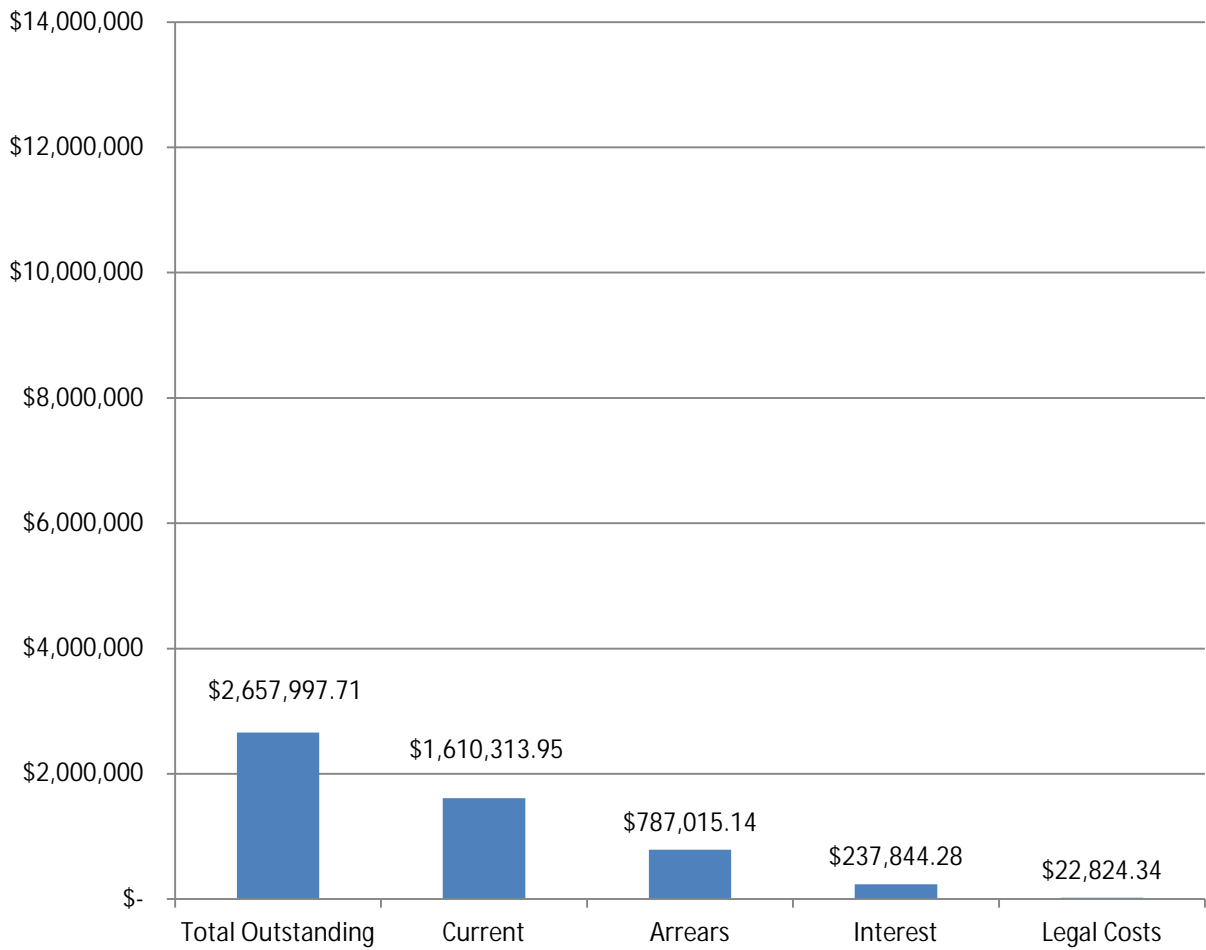
Dunmunkle Ward	2016/2017 Budget	Actual YTD Receipts	Rebates	Current	Arrears & Legals	Interest	Total
Commercial Rates	\$ 79,749.74	\$ (68,512.94)	\$ (646.70)	\$ 14,398.32	\$ 39,254.62	\$ 21,205.40	\$ 74,858.34
Farmland Rates	\$ 2,459,077.11	\$ (2,248,958.88)	\$ (787.35)	\$ 229,914.04	\$ 12,941.98	\$ 963.07	\$ 243,819.09
Residential Rates	\$ 594,206.64	\$ (449,116.49)	\$ (41,100.29)	\$ 145,949.07	\$ 120,783.77	\$ 30,262.20	\$ 296,995.04
Kerbside Garbage Charges	\$ 194,668.77	\$ (148,055.50)	\$ (12,732.37)	\$ 45,231.77	\$ 29,305.41	\$ 12,235.63	\$ 86,772.81
Kerbside Recycling Charges	\$ 106,734.62	\$ (78,779.42)	\$ (8,596.31)	\$ 26,433.02	\$ 15,157.43	\$ 3,764.05	\$ 45,354.50
Municipal Charge	\$ 101,968.16	\$ (77,113.35)	\$ (5,626.39)	\$ 24,425.95	\$ 22,483.46	\$ 5,650.10	\$ 52,559.51
Credits	\$ -	\$ 10,441.18	\$ -	\$ (23,933.77)	\$ -	\$ -	\$ (23,933.77)
Fire Services Fixed Charge	\$ 204,396.00	\$ (154,603.12)	\$ (15,700.00)	\$ 42,026.31	\$ 21,487.89	\$ 2,458.40	\$ 65,972.60
Fire Services Levy	\$ 152,722.89	\$ (138,009.98)	\$ -	\$ 16,860.39	\$ 3,412.95	\$ 340.63	\$ 20,613.97
Total	\$ 3,893,523.93	\$ (3,352,708.50)	\$ (85,189.41)	\$ 521,305.10	\$ 264,827.51	\$ 76,879.48	\$ 863,012.09

Hopetoun Ward	2016/2017 Budget	Actual YTD Receipts	Rebates	Current	Arrears & Legals	Interest	Total
Commercial Rates	\$ 89,280.62	\$ (82,478.05)	\$ (897.80)	\$ 7,104.88	\$ 5,886.04	\$ 4,475.26	\$ 17,466.18
Farmland Rates	\$ 2,690,644.87	\$ (2,519,420.26)	\$ (1,364.27)	\$ 239,105.30	\$ 10,130.80	\$ 931.51	\$ 250,167.61
Residential Rates	\$ 370,279.53	\$ (285,709.39)	\$ (32,530.20)	\$ 74,063.03	\$ 85,759.52	\$ 40,472.31	\$ 200,294.86
Kerbside Garbage Charges	\$ 159,499.47	\$ (124,997.82)	\$ (10,750.69)	\$ 33,243.63	\$ 32,499.11	\$ 15,670.27	\$ 81,413.01
Kerbside Recycling Charges	\$ 88,511.04	\$ (67,729.12)	\$ (7,541.20)	\$ 20,015.38	\$ 15,785.40	\$ 3,916.71	\$ 39,717.49
Municipal Charge	\$ 103,658.24	\$ (80,088.53)	\$ (4,931.63)	\$ 24,652.62	\$ 39,073.38	\$ 11,428.75	\$ 75,154.75
Credits	\$ -	\$ 2,850.00	\$ -	\$ (22,804.20)	\$ -	\$ -	\$ (22,804.20)
Fire Services Fixed Charge	\$ 222,330.00	\$ (175,809.46)	\$ (12,100.00)	\$ 44,844.62	\$ 39,288.33	\$ 5,222.04	\$ 89,354.99
Fire Services Levy	\$ 163,437.58	\$ (152,467.52)	\$ -	\$ 14,638.87	\$ 1,420.89	\$ 126.47	\$ 16,186.23
Total	\$ 3,887,641.35	\$ (3,485,850.15)	\$ (70,115.79)	\$ 434,864.13	\$ 229,843.47	\$ 82,243.32	\$ 746,950.92

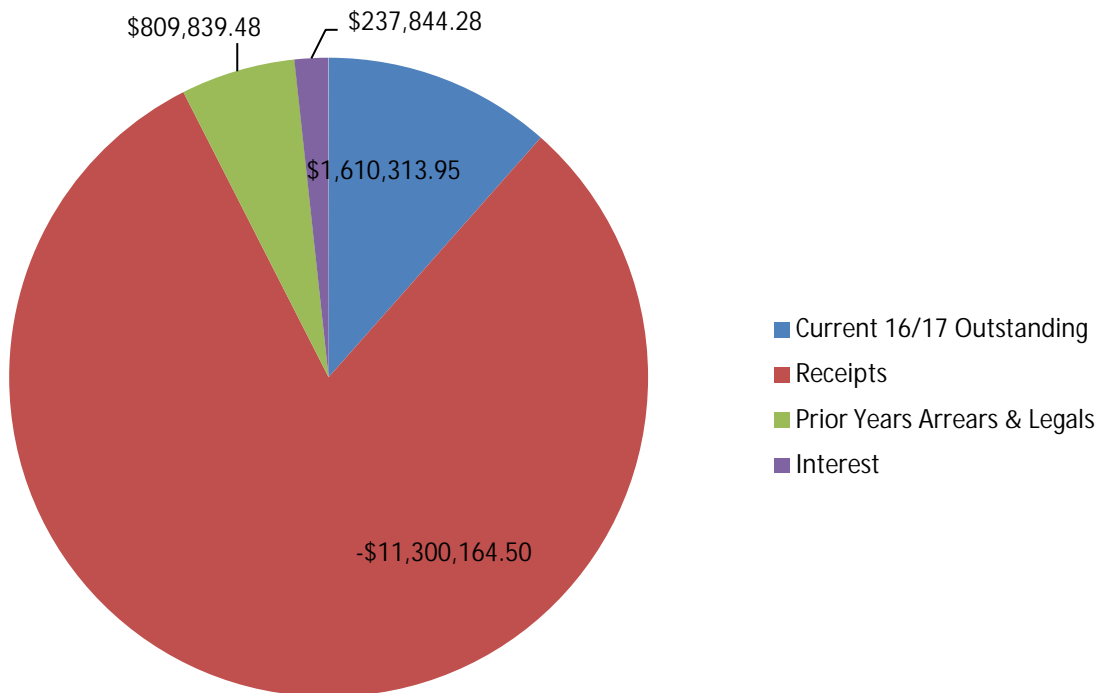
Warracknabeal Ward	2016/2017 Budget	Actual YTD Receipts	Rebates	Current	Arrears & Legals	Interest	Total
Commercial Rates	\$ 154,774.04	\$ (142,687.02)	\$ (558.71)	\$ 20,623.15	\$ 7,482.05	\$ 966.13	\$ 29,071.33
Farmland Rates	\$ 2,762,380.41	\$ (2,571,874.53)	\$ (2,102.41)	\$ 212,392.05	\$ 17,526.42	\$ 2,307.82	\$ 232,226.29
Residential Rates	\$ 1,034,118.77	\$ (811,769.57)	\$ (53,852.75)	\$ 227,141.59	\$ 168,343.80	\$ 51,943.45	\$ 447,428.84
Kerbside Garbage Charges	\$ 355,560.07	\$ (291,511.86)	\$ (12,859.10)	\$ 69,589.62	\$ 33,187.66	\$ 9,451.28	\$ 112,228.56
Kerbside Recycling Charges	\$ 161,240.90	\$ (128,263.85)	\$ (8,652.91)	\$ 36,537.56	\$ 17,995.60	\$ 1,680.37	\$ 56,213.53
Municipal Charge	\$ 145,910.24	\$ (114,829.75)	\$ (5,581.18)	\$ 32,844.86	\$ 32,732.75	\$ 6,218.10	\$ 71,795.71
Credits	\$ -	\$ 14,182.30	\$ -	\$ (20,123.56)	\$ -	\$ 2,109.84	\$ (18,013.72)
Fire Services Fixed Charge	\$ 297,255.00	\$ (235,528.71)	\$ (18,550.00)	\$ 56,257.03	\$ 34,517.15	\$ 3,758.91	\$ 94,533.09
Fire Services Levy	\$ 195,309.58	\$ (179,322.86)	\$ -	\$ 18,882.42	\$ 3,383.07	\$ 285.58	\$ 22,551.07
Total	\$ 5,106,549.01	\$ (4,461,605.85)	\$ (102,157.06)	\$ 654,144.72	\$ 315,168.50	\$ 78,721.48	\$ 1,048,034.70

Grand Total	\$ 12,887,714.29	\$ (11,300,164.50)	\$ (257,462.26)	\$ 1,610,313.95	\$ 809,839.48	\$ 237,844.28	\$ 2,657,997.71
--------------------	-------------------------	---------------------------	------------------------	------------------------	----------------------	----------------------	------------------------

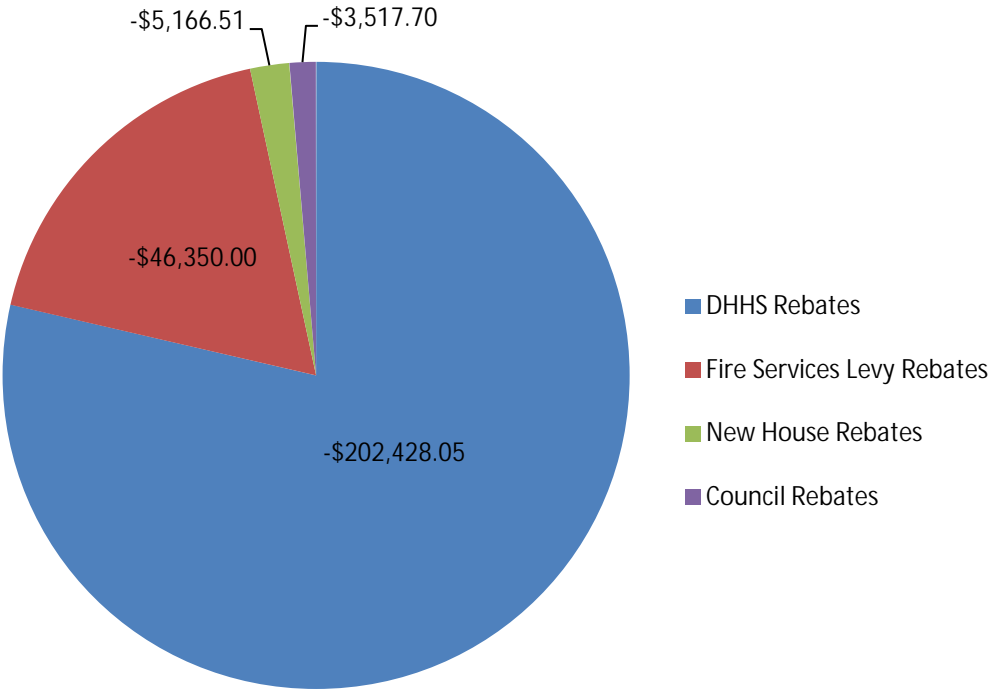
Breakdown of Rates Outstanding



Breakdown of Rates Outstanding



2016/17 Rebates



Application Identifier	Application type	Property Location				Estimated Cost of Works	Proposed Use or Development	Applicant Details				Date Application Received	Proposed Land Use	Responsible Authority Outcome	Date of Responsible Authority Outcome	
		Street Address		Crown Description				Name	Street Number, Name, Type		Locality					Postcode
		Street Number, Name	Locality	Postcode	Allotment and Parish/Township											
TP49-16	New application	Birchip-Rainbow Rd	Beulah	3395		2,500,000	Buildings and works associated with a Rural store, including office amenities and car parking, earthworks associated with the construction of bunker pads, accessways, drainage works, dam construction and landscaping	FisherPlanning P/L	67 Deakin Ave	Mildura	3500	12/10/2016	Industry and warehouse	In progress		
TP55-16	New application	Schickerling St	Warracknabeal	3393	CA1 (Pt) Parish of Werrigar	30,000	Construction of a Storage Shed	Krahes Pest Control	34 Kelsall St	Warracknabeal	3393	24/11/2016	Industry and warehouse	In progress		
TP60-16	New application	13 Degenhardt St	Murtoa	3390	CA1 Sec 10 Parish of Ashens	1,200,000	Construction of a Police Station	Peter Shaw	PO Box 90	Macedon	3440	13/12/2016	Other land use	Permit issued by a delegate of the Responsible Authority	01/02/2017	
TP61-16	New application	Cemetery Rd	Warracknabeal	3393	CA90 & 90A, Parish of Werrigar	50,000	Extensions to Existing Building	Bell's Farma Products	12 Tarrant St	Warracknabeal	3393	16/12/2016	Place of assembly	Permit issued by a delegate of the Responsible Authority	21/02/2017	
TP01-17	New application	1 Cemetery Rd	Warracknabeal	3393		26,880	Construction of a Garage	Karen Quick	PO Box 374	Warracknabeal	3393	04/01/2017	Residential / Accomodation	Permit issued by a delegate of the Responsible Authority	27/02/2017	
TP02-17	New application	1622 Sunraysia Highway	Lascelles	3487		850,000	Develop the land by bulidng and works for th econstruction of 3 grain bunkers and 5 silos	AG Store	18 Frisken St	Bacchus Marsh	3340	25/01/2017	Other land use	In progress		
TP03-17	New application	106 Yaapeet North Rd	Yaapeet	3424		350,000	Construction of a Telecommunicaton Facility	Optus Mobiles Ltd	U10/601 Bourke St	Melbourne	3000	01/02/2017	Utility Installation	In progress		