

1 WELCOME

2 ACKNOWLEDGEMENT

Acknowledging Traditional Owners

'I would like to acknowledge that this meeting is being held on the traditional lands of the Wotjobaluk, Jaadwa, Jadawadjali, Wergaia and Jupagulk people, and I pay respects to their Elders, both past, present and emerging'

3 PRAYER

Almighty God, without whom no Council can stand nor anything prosper we ask that you be present and guide us in our deliberations today. We pray that we will be fair in our judgements and wise in our actions and that decisions will be made with goodwill and a clear conscience for the betterment and welfare of the people of Yarriambiack Shire.

Amen

4 PRESENT

Crs G Massey, H Ballentine, C Heintze, J Wise, K Zanker, T Hamilton, S Roberts, Jessie Holmes (Chief Executive Officer), James Magee (Director Infrastructure & Planning) & Bernardine Schilling (Governance & Customer Service Coordinator)

5 APOLOGIES

6 CONFIRMATION OF MINUTES

Ordinary Meeting of Council & Closed Meeting of Council – 24 October 2018.

7 DECLARATION OF CONFLICT OF INTEREST

8 BUSINESS ARISING

8.1 Action List from last meeting

8.2 Ongoing and Pending Action List

9 PETITIONS

10 REPORTS

Corporate Reports

- 10.1 Mayor's Report
- 10.2 Councillor's Reports
- 10.3 Chief Executive Officer Report
- 10.4 Director of Infrastructure & Planning
- 10.5 Capital Works Program Report
- 10.6 Community Services & Development Report
- 10.7 Manager Infrastructure Services Report

11 REPORTS FOR DECISION

- 11.1 Finance Report
- 11.2 Revenue Report
- 11.3 Meeting schedule

10.1 Mayor's Report – Prepared by Graeme Massey

| | |
|-------------|--|
| 25 October | Attended Warracknabeal Secondary College Year 12 Graduation Dinner |
| 26 October | Walked to school with Warracknabeal Primary School students, staff & parents |
| 26 October | Attended Seasonal Conditions Meeting in Horsham |
| 26 October | Attended Woodbine AGM at Warracknabeal |
| 30 October | Attended Western Passenger Rail Group Meeting in Hamilton |
| 31 October | Attended Volunteer BBQ at Warracknabeal |
| 31 October | Met with CEO Jessie, Mick Evans & John Casey regarding Vic SES MOU & Lease |
| 01 November | 'Walked to School' with Yaapeet Primary School students & staff |
| 09 November | Presented certificates and awards at Warracknabeal Primary School assembly |
| 11 November | Represented Council at Remembrance Day Ceremony at Warracknabeal |
| 12 November | Attended Shire staff induction briefing at Warracknabeal |
| 12 November | Attended launch of first E-book produced by Wimmera Library Corporation with Cr Jean Wise |
| 13 November | Attended Woomelang Bush Nursing Hospital AGM |
| 13 November | Attended Wimmera Development Association Meeting in Horsham |
| 14 November | Attended Council Forum |
| 14 November | Attended West Wimmera Health Service AGM at Nhill |
| 15 November | Attended 'Meet the Candidates' of Mildura electorate at Birchip |
| 22 November | Attended Wimmera Engage and Freeze Meeting held at Warracknabeal |
| 22 November | Attended Warracknabeal Neighbourhood House AGM |
| 23 November | Participated in 'Walk Against Violence' in Horsham |
| 27 November | Attended Rural Northwest Health AGM at Warracknabeal |
| 28 November | Attended Statutory and Council Meeting |
| 28 November | Attended the 'United To End Violence Against Women Even at Warracknabeal Community Centre' |

10.2 Councillor's Reports**Cr H Ballentine**

| | |
|-------------|--|
| 05 November | Met with Emily & Lucy representing creative Victoria to discuss economic benefits of Silo Art Trail |
| 13 November | Attended AGM of Woomelang Bush Nursing Centre, also attended as board member since 2015 |
| 13 November | Attended Wimmera Development Association AGM in Horsham |
| 14 November | Attended Council Forum |
| 16 November | Met with Julie Pringle in Sea Lake regarding future bus tours |
| 19 November | Met with Hopetoun Community Garden group to validate past Rotary donation to CWA to Community Garden |
| 19 November | Attended Yarriambiack Tourism meeting at Brim |
| 20 November | Attended AGM of Wimmera Mallee Tourism Meeting at Charlton |
| 22 November | Attended Hopetoun Neighbourhood House AGM |
| 28 November | Attended Council meeting, Statutory Meeting |
| 28 November | Attended the 'United To End Violence Against Women Event at Warracknabeal Community Centre' |
| | Several communications with Richard Quilty of 'Quilty Tours' Email communication and organisation with Marc Sleeman regarding future visit for Visit Victoria guests Communication with Murray Outback Adventures & Mallee Tours |

Cr K Zanker

| | |
|-------------|--|
| 26 October | Attended Woodbine AGM |
| 14 November | Rural Financial Counselling Services Report writing day, AGM, Finance, Internal audit and Governance meeting |
| 18 November | Attended the Youth 'Beat the Heat' Motorkarna |
| 28 November | Attended Council meeting, Statutory Meeting |
| 28 November | Attended the 'United To End Violence Against Women Event at Warracknabeal Community Centre' |

YARRIAMBIAK SHIRE COUNCIL

COUNCIL MEETING

AGENDA

28 NOVEMBER 2018

Cr T Hamilton

29 October Attended Victoria Police Committee information Meeting at Murtoa

30 October Attended volunteers morning tea at Murtoa

07 November Attended Lubeck CFA Meeting at Lubeck

14 November Attended Council Forum and Marra Warrra Wind Farm Tour

19 November Attended Yarriambiack Tourism Meeting at Brim

20 November Attended Murtoa Progress Meeting at Murtoa

21 November Attended Minyip Recreation Reserve AGM at Minyip

28 November Attended Statutory and Council Meeting

28 November Attended the 'United To End Violence Against Women Event at Warracknabeal Community Centre'

Cr S Roberts

24 October Attended Neighbourhood House Meeting

13 November Attended Sunraysia Highway Improvement Committee Meeting

13 November Attended Council Forum

14 November Attended Candidate's Forum for Mildura District at Birchip

28 November Attended Statutory and Council Meeting

28 November Attended the 'United To End Violence Against Women Event at Warracknabeal Community Centre'

Cr C Heintze

| | |
|-------------|---|
| 24 October | Attended Minyip Rupanyup Bendigo Bank AGM |
| 25 October | Attended Warracknabeal Arts AGM |
| 29 October | Attended Dunmunkle Lodge AGM |
| 30 October | Attended 'Thanks to Volunteers' afternoon tea at the Rupanyup Senior Citizens |
| 01 November | Participated in the 'Walk to school' event at Minyip |
| 02 November | Attended WSMTG Meeting in Horsham |
| 07 November | Attended Minyip Progress Meeting and Police Consultation |
| 11 November | Attended Remembrance Day - Minyip Town Square (laid wreath) |
| 14 November | Attended Council Forum and Murra Warra Windfarm visit |
| 16 November | Attended Ballarat "Rethink...." Provided AG Art for display |
| 21 November | Attended tri-ennial COM elections at the Minyip Recreation Reserve |
| 23 November | Attended Rupanyup Kindergarten Science Day |
| 28 November | Attended Statutory and Council Meeting |
| 28 November | Attended the 'United To End Violence Against Women Event at Warracknabeal Community Centre' |

Cr Jean Wise

| | |
|---------------|--|
| 24 October | Attended WORDS Steering Committee Meeting |
| 25 October | Attended the Warracknabeal Arts Council AGM |
| 26-28 October | Attended the Australian Local Government Women's Association Conference in Ringwood |
| 29 October | Attended the Inaugural Mental Health Symposium in Melbourne |
| 30 October | Attended the Yarriambiack Thanks to Volunteers in Murtoa & Rupanyup |
| 01 November | Attended a Wimmera Road Safety/VicRoads Meeting in Horsham |
| 11 November | Attended Remembrance Day Service in Warracknabeal |
| 11 November | Attended Brim Remembrance Concert |
| 12 November | Attended the Launch of the Wimmera Regional Library's first e-book – "The Fate of the Imperials" |
| 14 November | Apology for Council Forum |
| 26 November | Attended Wimmera Road Safety Meeting |
| 28 November | Attended Statutory and Council Meeting |
| 28 November | Attended the 'United To End Violence Against Women Even at Warracknabeal Community Centre' |

10.3 CEO's Report – Prepared by Jessie Holmes

| | |
|-------------|---|
| 25 October | Attended LG Pro CEO Conference |
| 26 October | Attended the Seasonal Conditions Meeting in Horsham |
| 29 October | Attended meeting with West Wimmera Council about shared HR services |
| 30 October | Attended meeting with Rural Northwest Health about aligning organisational strategies on health and wellbeing |
| 31 October | Met with Gateway Beet and Hopetoun Neighbourhood House |
| 31 October | Met with SES about Dunmunkle Unit Lease arrangements |
| 2 November | Attended the RDV and Local Government CEO Workshop in Ballarat |
| 7 November | Attended the Wimmera Southern Mallee Regional Partnership Early Years sessions |
| 9 November | Attended the Rural Council Transformation Fund multi council session at KPMG |
| 13 November | Attended the Wimmera Southern Mallee Infrastructure Victoria session |
| 13 November | Attended Wimmera Development Association AGM |
| 14 November | Attended the DELWP/Local Government strategic issues workshop |
| 15 November | Met with Labor candidate for Lowan – Maurice Billi |
| 15 November | Attended the Southern Mallee Matters Mildura candidates session at Birchip |
| 20 November | Attended the Wimmera Southern Mallee City Deal Tourism Discussion |
| 27 November | Attended the Rural Northwest Health AGM |
| 28 November | Attended Statutory and Council Meeting |
| 28 November | Attended the 'United To End Violence Against Women Even at Warracknabeal Community Centre' |

10.4 Director of Infrastructure & Planning Report – Prepared by James Magee**Fixing Country Roads Funding**

Council has been successful in obtaining \$790,000 via the Fixing Country Roads Package. For round 1, grants up to \$500,000 do not require a contribution. Co-contributions are required from Council beyond that on a 1:2 basis. Council has submitted two applications as per the following and both were approved.

1. Construction and sealing of Bells Road (4km) Total cost \$620,000 with Council contribution of \$40,000 and \$580,000 from RRV
2. Reconstruction of Coorong Swamp Road (1.6km) Total cost \$315,000 with \$105,000 Council contribution and \$210,000 from RRV

Vicroads Update

Vicroads have completed reconstruction of two rough sections of the Borung Highway west of Warracknabeal and have commenced reconstruction of the Henty highway between Brim and Beulah. Vicroads have also gravel resheeted the shoulders at the entrance to the Rosebery Silo Art.

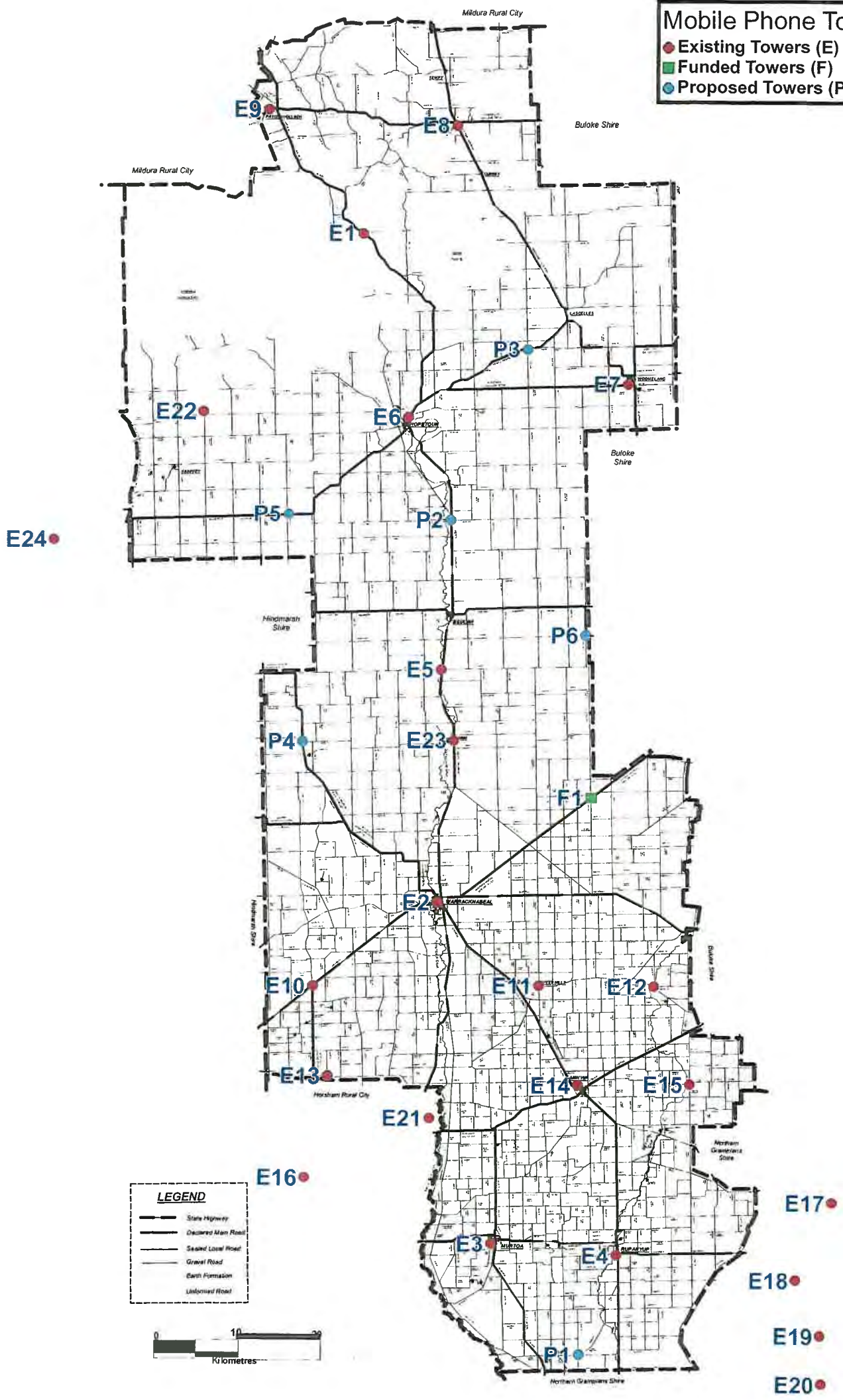
Mobile Phone Coverage

Round 4 of the Commonwealth Governments Mobile Black Spot Program is currently open. Six priority locations have been nominated by Yarriambiack Shire

The proposed sites are the blue dots denoted with a P. and their priority number – map attached.

Mobile Phone Towers

- Existing Towers (E)
- Funded Towers (F)
- Proposed Towers (P)



LEGEND

- State Highway
- Declared Main Road
- Sealed Local Road
- Gravel Road
- Earth Formation
- Unimproved Road



In summary the sites require coverage for the reasons below:

P1. Near Lubeck - gives coverage to the small settlement of Lubeck which includes a CFA station and will also assist in providing coverage to the Stawell Warracknabeal Road between Rupanyup and Glenorchy.

P2. Rosebery - would provide coverage to small settlement which includes CFA shed and cafe. The Rosebery Silo Art facility also has regular visitors. This location is on the Henty Highway and would assist in providing coverage between Hopetoun and Beulah.

P3. Near Lascelles - would provide coverage to small settlement which includes CFA shed and cafe, art gallery, caravan park, post office and hotel. The Lascelles Silo Art facility also has regular visitors. This location is on the Henty Highway and would assist in providing coverage between Hopetoun and Lascelles and also on the Hopetoun Sealake Road between Hopetoun and Woomelang.

P4. Brim West area known as Willenabrina - This location is on the Warracknabeal Rainbow Road and would assist in providing coverage between Warracknabeal, Rainbow and Jeparit. It will service the Crymelon CFA shed.

P5. West of Rosebery - this site will service the Hopetoun Rainbow Road between Hopetoun and Rainbow and the Hopetoun West CFA shed.

P6. Reedy Dam - East of Beulah, this site will service Birchip Rainbow Road between Beulah and Birchip.

Regional Transport Study (North West Victoria)

Yarriambiack Shire will participate in the study which aims to quantify the economic, social and environmental benefits of improving connectivity in the region. The study area includes Mildura Rural City, Buloke Shire, Central Goldfields Shire, Northern Grampians Shire as well as Yarriambiack Shire

The study will look at future transport needs including passenger rail.

Environment – Prepared by Geoff Harvey

- Attended meeting with Mallee CMA re biodiversity project in Shire
- Inspected roads in south re machinery access complaints from local farmers
- Inspected Scott Street trees and obtained replacements for missing and dead trees
- Inspected Ailsa, Nitschke and Moloney Roads re weed issues
- Inspected Shultz corner Road re request to graze from adjoining landholder
- Inspected roads in Bangerang area re weed and rabbit issues
- Inspected reported dangerous tree in creek reserve, reported to DELWP
- Responded to various requests/issues as required

YARRIAMBIACK SHIRE COUNCIL

COUNCIL MEETING

AGENDA

28 NOVEMBER 2018

Building Activity Report – Prepared by Kathy Edwards

YARRIAMBIACK SHIRE COUNCIL

COUNCIL REPORT

Municipal District: Yarriambiack Shire Council

Month of October 2018

| Council Register Number | Name of Relevant Building Surveyor | Type of Permit | Application Date | Date Permit Issued | Building Address | Description of Building Works | Cost of Building Work |
|-------------------------|------------------------------------|----------------|------------------|--------------------|---------------------------------|-------------------------------|-----------------------|
| BP97-18 | W.Wilkie | Building | 12/09/2018 | 03/10/2018 | 8-14 Scott St, Warracknabeal | Alterations | \$25,102 |
| BP89-18 | W.Wilkie | Building | 04/09/2018 | 10/10/2018 | 156 Alders Rd, Murtoa | Farm Shed | \$107,000 |
| BP100-18 | W.Wilkie | Building | 19/09/2018 | 10/10/2018 | 98 Government Rd, Warracknabeal | Carport | \$9,648 |
| BP90-18 | W.Wilkie | Building | 05/09/2018 | 17/10/2018 | 4 Wood St, Yaapeet | Verandah | \$28,000 |
| BP45-18 | W.Wilkie | Building | 26/04/2018 | 17/10/2018 | 48 Lake St, Murtoa | Demolition Scout Hall | \$8,500 |
| BP104-18 | W.Wilkie | Building | 02/10/2018 | 17/10/2018 | 17 Marma St, Murtoa | Demolition of Dwelling | \$15,950 |
| BP87-18 | W.Wilkie | Building | 04/09/2018 | 17/10/2018 | 38 Bell St, Beuah | Garage | \$23,524 |
| BP106-18 | W.Wilkie | Building | 11/10/2018 | 24/10/2018 | 5A Milbourne St, Warracknabeal | Garage | \$11,443 |
| BP99-18 | W.Wilkie | Building | 19/09/2018 | 24/10/2018 | 120 Church St, Minyip | Farm Shed | \$45,000 |
| BP107-18 | W.Wilkie | Building | 18/10/2018 | 24/10/2018 | 19 Marma St, Murtoa | Demolition of Dwelling | \$15,950 |
| BP113-18 | W.Wilkie | Building | 30/10/2018 | 31/10/2018 | Webb St, Murtoa | Shade Sail | \$9,761 |
| BP114-18 | W.Wilkie | Building | 30/10/2018 | 31/10/2018 | 48 Lake St, Murtoa | Shade Sail | \$17,210 |
| BP105-18 | W.Wilkie | Building | 09/10/2018 | 31/10/2018 | Barrett Quarry Rd, Murra Warra | Switchroom | \$1,700,000 |
| BP82-18 | W.Wilkie | Building | 17/08/2018 | 03/10/2018 | 107-111 Lascelles St, Hopetoun | 2 Dwellings | \$392,877 |
| BP86-18 | W.Wilkie | Building | 27/08/2018 | 03/10/2018 | 9-11 Lyle St, Warracknabeal | Verandah/Shade Sail | \$63,000 |
| | | | | | | | |
| Total | | | | | | | \$2,472,965 |

Name of Council Officer supplying this register: **Kathy Edwards**

Planning Permit Activity Report for October 2018 (Attachment) – Prepared by Kathy Edwards

10.5 Capital Works Program 2017/2018 – Prepared by Chris Lehmann

| Roads & Streets | | | | | |
|----------------------------|---------------------------|--------------------|-------------------|------------------------|--|
| Urban Roads | | | | | |
| Project | Funding | % Completed | Start Date | Completion Date | Comments |
| South Street Minyip | Shire | 100% | August | September | Seal shoulder starting Church St to Foundry St |
| Flood Levee Warracknabeal | Shire & State/Federal Gov | | | | |
| Rural Roads | | | | | |
| Dimboola Minyip Road | YSC/HRCC | | April | | 1km x 6.6m Seal starting 10,315 metres from Geodetic Rd |
| Minyip Dimboola Road | Shire/Roads to Market | 30% | February | | Widen Shoulders 10.6kms starting Stawell Warracknabeal Rd |
| Minyip Banyena Road | Shire/Roads to Market | 50% | November | | 1.47km x 6.6m Seal starting 6,955 metres from Stawell Warracknabeal Rd |
| Hopetoun Yaapeet Road | Shire/Roads to Market | 95% | September | October | 1.48km x 6.6m Seal starting near Yaapeet North Rd – hot mix intersection |
| Sea Lake Lascelles Road | Shire/Roads to Market | 60% | November | | 1.28km of Seal starting 4,545 metres from Sunraysia Hwy |
| C Loats Road | R2R | 90% | September | November | Seal 1.33km x 6.6m starting at Stawell Warracknabeal Rd |
| Coorong Swamp Rd | Shire | | June | | Start construction on 1.59km from Donald Murtoa Rd |

YARRIAMBIACK SHIRE COUNCIL

COUNCIL MEETING

AGENDA

28 NOVEMBER 2018

| Footpaths | | | | | |
|------------------------------|----------------|--------------------|-------------------|------------------------|--|
| Project | Funding | % Completed | Start Date | Completion Date | Comments |
| Anderson St Warracknabeal | Shire | | | | Upgrade path to concrete – 187m Werrigar St to Gardiner St |
| O'Brien St Warracknabeal | Shire | | | | Upgrade path to concrete – 81m Campbell St to Beggs St |
| Miller St Murtoa | Shire | | | | Construct new quarry dust path – 167m Marma St to Breen St |
| Lloyd St Murtoa | Shire | | | | Construct new quarry dust path – 210m TBA |
| Austin St Hopetoun | Shire | | | | Construct new quarry dust path – 55m Lake Lascelles to Hope Rd |
| Kelsall St Warracknabeal | Shire | | | | Construct new quarry dust path – 144m between Rainbow Rd to Devereux St |
| Kelsall St Warracknabeal | Shire | | | | Construct new quarry dust path – 109m Scott St to Devereux St |
| Wood St Warracknabeal | Shire | | | | Construct new quarry dust path – 265m Hudgson St to Creek |
| Hopetoun St Beulah | Shire | | | | Construct new quarry dust path – 160m Higginbotham St to Lolor St |
| Hopetoun St Beulah | Shire | | | | Construct new quarry dust path – 105m School St to Higginbotham St |
| Hopetoun St Beulah | Shire | | | | Construct new quarry dust path – 160m Lolor St to Taverner St |

| Kerb & Channel | | | | | |
|---------------------------|----------------|--------------------|-------------------|------------------------|---|
| Project | Funding | % Completed | Start Date | Completion Date | Comments |
| Hamilton St Murtoa | Shire | | March | November | Renew Kerbing left & right hand sides Breen St to Degenhardt St |

| Gravel Shoulders | | | | | |
|------------------------------|----------------|--------------------|-------------------|------------------------|--|
| Project | Funding | % Completed | Start Date | Completion Date | Comments |
| Rosebery Rainbow Road | R2R | | December | December | 4km starting 460 metres from Highway |
| Sheep Hills Kellalac Road | R2R | | December | December | 3.2km starting 3km from Highway |
| Lascelles West Road | R2R | | January | January | 1km starting 3,950 metres from Highway |

| Gravel Re-Sheets | | | | | |
|---------------------------|----------------|--------------------|-------------------|------------------------|---|
| Project | Funding | % Completed | Start Date | Completion Date | Comments |
| Alisa Road | R2R | | May | | 1.83km starting 7.3km from Borung Hwy Drums Sandstone |
| Bangerang Road | Shire | | April | | 600 metres starting 23.270km from Henty Hwy Hewitts Sandstone |
| Daveys Road | Shire | 100% | August | August | 870 metres starting 7.82km from Donald Murtoa Rd Drums Sandstone |
| Cannum Five Chain Road | Shire | | June | | 660 metres starting 2.5km from Blue Ribbon Rd Hewitts Sandstone |
| Delavedovas Road | R2R | | February | | 2.4km starting Donald Murtoa Rd Gre Gre Gravel |
| Donald Laen Road | R2R | 100% | October | October | 1.25km starting Minyip Rich Avon Rd Gre Gre Gravel |

YARRIAMBIAK SHIRE COUNCIL

COUNCIL MEETING

AGENDA

28 NOVEMBER 2018

| Gravel Re-Sheets (continued) | | | | | |
|-------------------------------------|----------------|--------------------|-------------------|------------------------|---|
| Project | Funding | % Completed | Start Date | Completion Date | Comments |
| Dunlops Road | R2R | | February | | 1.09km starting 2.46km from Matheson Rd Gre Gre Gravel |
| F Krelle Road | Shire | | April | | 570 metres starting Minyip Banyena Rd Gre Gre Gravel |
| Hepworth Road | Shire | | April | | 710 metres starting 4.06km from Rupanyup Rd Gre Gre Gravel |
| Hopefields Road | Shire | | June | | 830 metres starting 1.28km from Murtoa Glenorchy Rd Gre Gre Gravel |
| Kewell East Road | Shire | | February | | 660 metres starting 2.18km from Stawell Warracknabeal Rd & 840 metres starting 4.47km from Stawell Warracknabeal Rd Drums Sandstone |
| Kewell School Road | Shire | | January | | 1.27km starting 3.05km from Donald Murtoa Rd Drums Sandstone |
| Lallat North Road | Shire | | December | | 1.64km starting 1.84km from Stawell Warracknabeal Rd Drums Sandstone |
| Lawler Road | Shire | | December | | 1.52km from end of seal Boolite Sheep Hills Rd Gre Gre Gravel |
| Loeligers Road | R2R | | January | | 1.12km starting 3.21km from Horsham Lubeck Rd Gre Gre Gravel |
| Mellis Road | Shire | | June | | 1km starting 16.77km from Stawell Warracknabeal Rd Hewitts Sandstone |
| Minyip Rich Avon Road | Shire | 100% | October | | 460 metres starting Stawell Warracknabeal Rd Gravel |
| Morgans Rd | R2R | 100% | September | September | 1.63km starting 3.25km from Dalcross Rd Gravel |
| Roscrea Rd | Shire | | April | | 839 metres starting Longerenong Rd Drums Sandstone |
| Schultzs Road 2 | Shire | | March | | 1.36km starting Donald Murtoa Rd Drums Sandstone |

YARRIAMBIA SHIRE COUNCIL

COUNCIL MEETING

AGENDA

28 NOVEMBER 2018

| Gravel Re-Sheets (continued) | | | | | |
|-------------------------------------|---------------------------|--------------------|-------------------|------------------------|--|
| Project | Funding | % Completed | Start Date | Completion Date | Comments |
| Wallup Hall Road | Shire | 40% | December | | 2.5km starting Blue Ribbon Rd Drums Sandstone |
| Watsons Road | Shire | 100% | July | July | 760 metres starting Minyip Rich Avon Rd Gre Gre Gravel |
| Burdetts Road | Shire | 100% | October | October | 1.15km starting 1.6km from Hopetoun Yaapeet Rd Websters Gravel |
| Erhardtts Road | R2R | 40% | December | | 1.08km starting 2.52km from Birchip Rainbow Rd Andersons Gravel |
| Geodetic Road | Shire/ Hindmarsh shire | | | | 3.8km starting 24.525km from Wail East Rd |
| Goads Lane | Shire | | February | | 1.6km starting Brim West Rd Hewitts Sandstone |
| Goads Road | Shire | | February | | 840 metres starting 3.35km from Highway Hewitts Sandstone |
| Goyura East | Shire | | April | | 1.4km starting Innes Rd Websters Gravel |
| Hogans Road | Shire | | May | | 1.61km starting 2.42km from Hopetoun Rainbow Rd Websters Gravel |
| Hopevale Road | R2R | 100% | October | October | 1.45km starting Hopetoun Rainbow Rd Eys Gravel |
| Jim Jollys Road | R2R | 100% | September | September | 1.22km starting 1.29km from Sea Lake Patchewollock Rd Moles Gravel |
| Lascelles East Road | R2R | 100% | August | August | 2.2km starting 7.4km from Lascelles Sea Lake Rd Andersons Gravel |
| McFarlanes Road | Shire | | January | | 1.22km starting 2.75km from Highway Hewitts Sandstone |
| McLeans Lane | Shire | | January | | 1km starting Galaquil East Rd Websters Gravel |

| Gravel Re-Sheets (continued) | | | | | |
|-------------------------------------|----------------|--------------------|-------------------|------------------------|--|
| Project | Funding | % Completed | Start Date | Completion Date | Comments |
| Michael Road | R2R | 100% | August | August | 2.58km starting from Pohlner's Rd Andersons Gravel |
| Phelans Road | Shire | 40% | December | | 620 metres starting 1.23km from Birchip Beulah Rd Andersons Gravel |
| Rosebery East Road | R2R | 100% | November | November | 1.41km starting 11.345km from Highway Clugstons Gravel |
| Shearing Shed Road | Shire | | May | | 1.62km starting Patchewollock Sea Lake Rd Burns Gravel |
| Turriff East Road | Shire | | May | | 1.41km starting 4.36km from Sunraysia Hwy Burns Gravel |
| Wirrbibial Road | Shire | 100% | November | November | 1.74km starting 2.55km from Cambacanya Rd Websters Gravel |
| Woodwards Road | Shire | | June | | 600 metres starting 1km from Beyal Rd Hewitts Sandstone |
| Yaapeet Kenmare Road | R2R | 100% | September | September | 2.25km starting 9.77km from Cowan St Eys Gravel |

Other Works

- roadside spraying 2nd time when required
- checking fire tanks
- shoulder grading before harvest

10.6 Community Services and Development Report – Prepared by Gavin Blinman

This month we have submitted our project plan to implement Central Enrolment to DET, we will now attend meetings in Melbourne at the MAV as the next steps for the plan are rolled out. We will also talk with Northern Grampians Shire as they have the same funding and it might be useful to share resources to introduce Central Enrolment as we have cross border enrolments. I have spoken with Buloke and they do not have Central Enrolment.

Council have also submitted project plans for our school readiness funding, each kinder will receive differing amounts and part of this will be used to contract speech therapy services in our kindergartens.

All walk to school events have now been completed and six schools benefited from the VicHealth funding to support healthy activities for young people across the Shire.

Environmental Health – Prepared by Tim Rose

Food premises inspections have been conducted across the municipality over the period. Primarily, these inspections have been undertaken at community groups and sporting clubs, with good levels of cooperation observed. In terms of maintenance and fit out, premises are in a good condition across Council.

Council has recently registered a tattoo parlour under the Public Health & Wellbeing Act 2008, where all strict health requirements have been met and exceeded.

Blue Green Algae inspections have commenced as per Council Policy. Inspections have been conducted at Lake Lascelles, Beulah Weir Pool, Brim Weir Pool, Warracknabeal Weir Pool and Lake Marma. These sites will continue to be monitored over the summer period, with a benchmark water sample to be obtained near Christmas to ensure the safety of recreational water users in Yarriambiack.

Council has received a number of onsite wastewater applications over this period. All systems proposed are conventional septic tank and rein drain designs.

Local Laws – Prepared by Craig Byron

- Have completed the 1st Fire Prevention Property Inspections for the whole shire; 140 Fire Prevention Notices have been issued to property owners. Currently undertaking follow-up inspections. Disappointingly there has been quite a few of the “repeat offender” property owners, who continually fail to clean up their properties each year
- Have had 7 dogs impounded; 6 have been reclaimed and 1 dog has gone to rescue
- Continuing to Investigate Barking Dog complaints
- Currently following up Permit Applications to keep extra animals.

Aged and Disability – Lisa Dunkley**CHSP/Over 65**

- Figures for the month of September
- Domestic - 392.77 - down by 60.89hrs
- Personal Care - 134.25 - down by 57.33hrs
- Respite -16.03 - down by 20.30hrs
- Maintenance - 27 - up by 2hrs

HACC/PYP - Under 65

- Domestic -13.55 - down by 27hrs
- Personal Care - 3.47 - down by 20hrs
- Home maintenance – nil - hrs down by 4.66hrs

The above figures are reflected by the fact that more outside brokerage are buying our services and more clients are going onto packages, leaving our own services hours down in performance.

HACC PYP under 65 - hrs down due to the transition of clients into the NDIS and will continue to decline except for a very small percentage.

Aged and Disability Services Coordinator Report – Prepared by Alannah Lehmann**Transport**

For the month of October 2018 the Shire completed 10 drives and had 2 cancellations. This month elderly were accessing services in Horsham and Ballarat. The table below is a comparison over the last three years.

| | |
|--------------|----------------------------|
| October 2018 | 10 drives, 2 cancellations |
| October 2017 | 4 drives, 1 cancellation |
| October 2016 | 6 drives, 1 cancellation |

Meals on Wheels (MOW) and Centre Based Meals

| | |
|--------------|-----------|
| October 2018 | 882 Meals |
| October 2017 | 896 Meals |
| October 2016 | 964 Meals |

MOW services for Beulah and Minyip are still suspended due to lack of numbers and not enough interest to resume. Numbers are decreasing in Woomelang as we are down to 2 clients for MOW.

MCH Report – Prepared by Michelle Schilling & Nanette Freckleton

- Birth Notices: 1 in Warracknabeal
- Enrolments : 1 x Birth Notice and 2 x Out of Home Care clients in Warracknabeal.
- Immunisations given x 88
- Round 2 of school immunisation completed and catch up also completed
- Toddler Development Instrument continues to be distributed, collected and sent

Assessment Officer Report – Barbara Whiteford**General**

- Procedures being developed for Living At Home Assessment (LAHA)
- HACC PAC computer program uploaded to mobile laptop for efficient data input
- Client feedback data to be provided on 6 monthly basis with Board of Management Report
- Met 100% of KPIs in September and there were no outstanding referrals (longer than 75 days)
- My Aged Care Upgrade 28/10/2018 has created IT issues which currently trying to resolve as unable to use Laptop for assessments in clients home

Waitlist

- 5 with appointments scheduled for all clients

Assessments Completed

- Completed 22
- Rejected 3 as previous ACAS Assessments
- Cancelled 3 which were rescheduled
- LAHA Assessments x 2

Reviews Completed

- Reviews 14

Education & Training

- Barb & Hanna undertaking University of Tasmania course; Preventing Dementia (14 Hours) which started 3/10/2018
- Barb & Hanna undertaking compulsory online training;
 - Working with Carers and The Care Relationship
 - Working with Culturally and Linguistically Diverse People
- Barb attending Innovations Forum Melbourne 1/11/2018

Meetings

- Shared Care Meeting at Rural Northwest Health 16/10/2018
- Wimmera Partnership Group 2/10/2018
- Seniors Concert 3/10/2018 and provided information on MAC

Supported Playgroup - Prepared by Kathryn Camilleri

October and November have again been busy.

Following the Warracknabeal show was Children's week. I was successful for a Children's week grant receiving \$700.00 which was spent on a variety of activities held in playgroups, including Patchewollock, Warracknabeal, Murtoa and Hopetoun.

Warracknabeal conducted a messy play day where children get messy with rainbow spaghetti, slime, water play and a healthy morning tea. Patchewollock held a PJ dress up day with a healthy morning tea, face painting and other fun activities. Hopetoun held a Healthy morning tea and Murtoa a dress-up day. Approximately 50 families accessed the events and activities that were run as part of children's week through the Shire.

Warracknabeal Playgroup is continuing well with 4-6 families attending regularly. There are a few target families who don't attend regularly due to a variety of reasons including child access arrangements, transport, and anxiety. I will continue to work with these families. The Smalltalk program is being well received in these sessions.

Hopetoun Playgroup have 1-3 families attending regularly. There were 2 weeks out of 7 that no families attended. This was due to other appointments and sick children, I have delivered Smalltalk to the families in Hopetoun it seems be well received.

Currently consulting with Michelle MCH nurse on how to encourage more families to attend regularly. I have joined the Hopetoun Facebook page and will write about what I am doing each week, may also start a rewards system where a prize is given when they attend a number of consecutive weekly sessions.

I have carried 2 home visit families over from last term, as I was not able to complete these visits due to other commitments and personal reasons by the mothers themselves.

3 families have been referred to me by MCH. At this time, I have not been able to secure a time with them due to several circumstances. I will continue discussions with MCH nurses about more prospective in home visits.

Youth Report – Murray McKenzie

Councillor Kylie Zanker presented two new members their shirts at the last meeting of the Yarriambiack Youth Action Councillor (YYAC), they both had their interviews before the last meeting and were deemed excellent candidates for the YYAC. Numbers remain at exceptional levels and the group has been very active with Yarriambiack Has Talent to occur on Sunday December 2nd. Elise Morrison is Event managing YHT this year. Entry forms are on the YSC Website. Please encourage any young people to enter any of the categories.

The Thrive Not Survive Yarriambiack Shire Engage Funded-Car Spray Painting and Panel Beating Course has been running very successfully (October 24th, October 31st and November 7th) @ Bells Farma. A big thank you to Mr. Jamie Bell, for providing the venue and Steve Carlon for running the sessions at Bell Farma! The sessions have been very well attended, with 12/13 young people every week. Videos have been added to our Instagram and Facebook page.

Our FReeZA program 'Ramp It Rage It Stage It' is also committed to running DJ Sessions with Hopetoun and Warracknabeal Colleges, after the successful sessions at Murtoa.

We are hosting a FReeZA Program Worker and Engage Program Worker day – Thursday, 22 November. This will see workers in the youth field attend from across the Wimmera. We will also have the Project workers for both FReeZA and Engage attend from Melbourne to discuss the new FReeZA funded period 2019-2021 as well as the engage funding period we have still to continue with 2018-2020.

Community Services & Development Projects Report – Prepared by Andrea Stepney

| Project | Description | Status | Stage | % comp |
|---|---|--|-----------------------|--------|
| Beulah Cabins | Installations of two cabins at caravan park | PO issued. Commenced November. Project \$\$120k | Construction | 10 |
| Energy Saver Project | Detailed facility audits | Sustainability Victoria - funding agreement signed. PO issued to Carbonetix \$19k | In progress | 25 |
| W'beal Town Hall Strong Foundations Project | Replacement, renew floors | RFQ extended 23/11/2018. Awaiting engineering designs for quote submission. Project \$130k | Initiation | 90 |
| E-Rup Retail Development | Development of Rupanyup Retail Precinct | Funding agreement RDV – executed (\$500k), DCP agreement executed (\$100k). Final stages of design & finance. | Initiation | 40 |
| Pipeline | | | | % |
| Warracknabeal Saleyards Upgrade Project | Major Refurbishment | BBRF submission completed 15/11/18. | Application Submitted | 100 |
| Warracknabeal Leisure Centre | New court surfaces | Application to SPORTAUS submitted. Project value \$298K | Application Submitted | 100 |
| Minyip Grandstand | Refurbishment of grandstand | Application to SPORTAUS submitted. Approximate project value \$100K | Application Submitted | 100 |
| Murtoa Netball Court | Install additional netball court | Application to SPORTAUS submitted by Committee. Approximate project value \$150K. | Application Submitted | 100 |
| Warracknabeal Town Hall Upgrade Project | Major Refurbishment – Kitchen etc | Sourcing new funding. Developing new scope and priority list. | Development | 50 |
| Minyip Rec Reserve | Irrigation Project | Flagged project with SRV. Interested in progressing project. Feedback on EOI provided. Committee to develop project. | Development | 10 |
| Beulah Rec Res Change Rooms | New change rooms & toilets for Football/Netball | Project reported to SRV for Minor Facilities funding. Committee currently preparing plans. Feedback on proposed project provided. | Development | 10 |
| Warracknabeal Leisure Complex | Feasibility Study | Application made to SRV for Feasibility Study. | Unsuccessful | 0 |
| Murtoa Netball Change Rooms | New change rooms and Netball court | Project reported to SRV for Major Facilities funding. Committee has prepared concept plans. Feedback provided. Committee to develop project. | Development | 10 |

YARRIAMBIAK SHIRE COUNCIL

COUNCIL MEETING

AGENDA

28 NOVEMBER 2018

| Pipeline | | | | % |
|---|---------------------------------|---|-------------|------------------------|
| Beulah Netball Club Pavilion | Upgrade netball facilities | Project reported to SRV for Minor Facilities funding. Feedback provided. Committee to develop project. | Development | 5 |
| Hopetoun Rec Res Lighting Upgrade | New lighting to sports oval | Project reported to SRV for Minor Facilities funding. Feedback provided. Committee to develop project. | Development | 5 |
| Hopetoun Golf Club Equipment Shed | New shed for equipment | Sourcing funding. Committee to develop project | Development | 5 |
| Brim Bowls Club | Promaster synthetic surface | Project reported to SRV for Minor Facilities funding. Committee to develop project | Development | 5 |
| Rupanyup Rec Res Lighting Upgrade | New lighting to sports oval | Project reported to SRV for Major Facilities funding. Committee to develop project | Development | 5 |
| Hopetoun Rec Reserve | Extend sprinkler system | Project reported to SRV for Minor Facilities funding. Committee to develop project | Development | 5 |
| Hopetoun Bowls Club Synthetic Green 2 Project | Second Synthetic Surface | Potential for future SRV funding who have request a Schedule of Use to support second synthetic green. Committee to develop | Development | 25 |
| Assistance Only | | | | |
| Lake Lascelles Stick Shed | Extend & upgrade kitchen | BBRF submission completed 15/11/18 | | Application Submitted |
| Minyip Memorial Hall | Window repairs | 2017 FRRR application unsuccessful. Source alternative grant. | | Sourcing Grant |
| Minyip Memorial Hall | Various items. | Proceed with a Project Plan, quotes etc to be ready for next round of grants early 2018. Possibly Living Heritage Grant. | | Project in Development |
| Minyip - Emma's Café | Significant termite damage | Structural work completed by Committee | | Sourcing Grant |
| Murtoa Progress Society | Streetscape & Irrigation System | Original design & quote need updating by Committee. Assist with sourcing grant | | Sourcing Grant |
| Woods Museum | Historical Costume Display | Needs funding for climate controlled costume display. Est \$50k | | Sourcing Grant |
| Warracknabeal Playgroup | Shared Facilities Project | Funding for Multifunction Children's Centre | | Project in Development |

SHARE Program - Sustainable Healthy Adaptable Resilient Engaged – Prepared by Marianne Ferguson**Garage Sale Trail**

The Garage Sale Trail was held on October 20 and 21, 2018. There were a number of registered garage sales in the Yarriambiack Shire. The Garage Sale Trail team are hoping to raise more awareness throughout the year regarding the reuse of items and reducing landfill.

Minyip Think First Campaign

The Minyip Progress Association is currently putting together a shop local campaign that includes a booklet detailing local traders and their services/goods available in Minyip.

Small Business Bus

The Small Business Bus is scheduled to be in the Yarriambiack Shire in March 2019. The bus will be attending Beulah and Rupanyup and provides professional advice to local businesses and budding *entrepreneurs*.

Southern Mallee Tourism Collaboration and Destination Management Plan Project

The draft Destination Management Plan is currently being reviewed by the project steering group prior to consultation.

Yarriambiack Tourism

The Yarriambiack Tourism meeting was held on November 19 at the Brim Creek. The Yarriambiack Tourism Facebook Page currently has 2,353 likes. The Silo Art Trail Facebook Page is continuing to be very popular and currently has 26,182 likes.

Wimmera Mallee Tourism

Wimmera Mallee Tourism is awaiting notification of the application submitted to Visit Victoria for funding to provide better visitor information for tourists travelling in the Wimmera Mallee Tourism region. If successful, the project will create a significant digital platform with local stories and website development, additional tours/trails and implement data visitor research/collection.

10.7 Manager Infrastructure Services Report – Prepared by Bernie Naylor**Contract C230/2018 - Graders**

Council advertised contract C230/2018 being the Supply and Delivery of Two (2) Graders for the Northern and Southern Works Area on the 26th October, 2018 through Tenderlink.

Tenders for the above mentioned contract closed at 2.00 pm on Friday the 23rd November, 2018.

Contract C231/2018 – Road Maintenance Unit

Council advertised contract C231/2018 being the Supply and Delivery of One (1) Road Maintenance Unit for the Southern Works Area on the 5th November, 2018 through Tenderlink.

Tenders for the above mentioned contract closed at 2.00 pm on Friday the 30th November, 2018.

Contract C231/2018 – Truck Shed (Warracknabeal)

Council advertised contract C233/2018 being the Supply and Construction of a Truck Shed at the Warracknabeal Works Depot on the 20th November, 2018.

Tenders for the above mentioned contract closed at 2.00 pm on Monday the 10th December, 2018.

Condom Vending Machines

An update on the Condom Vending Machine installation of six condom vending machines in both Male and Female toilets in the following townships:-

- Warracknabeal Public Toilets – Scott Street, Warracknabeal
- Hopetoun Public Toilets – Yarrack Lane, Hopetoun
- Rabl Park Public Toilets – Wimmera Highway, Murtoa

“They’re In”**E-Waste Infrastructure**

As previously discussed Sustainability Victoria have undertaken assessments and has developed 3 types of sites being Primary, Secondary and Tertiary.

Council has been advised that all three (3) sites will be classified as secondary sites and will receive funding of up to \$57,500 per site following the funding applications.

Contracts have now been signed with Sustainability Victoria for each site, Council will now prepare tenders for the supply and construction of this infrastructure.

Murtoa Swimming Pool Change-rooms Upgrade

Update on this project – Grampians i-design are currently working on the final designs, plans and project specification.

Soil testing and survey work is also underway at present.

Design Engineer Report – Prepared by Joel Turner

- C Loats Road work nearing completion. Sealing on the 24th.
- Hopetoun Yaapect Road final asphalt works about to take place
- Sea Lake Lascelles Road commencing construction Monday.
- Minyip Banyena Road set out and shoulders put in, ready for full reconstruction to begin.
- TAC Funding Meeting

OH&S Report – Prepared by Bobby Taylor

- Ongoing - The month of November have been full of day to day work SWMS/ JSA/ Staff inductions/ Toolbox Meetings/ Incident Reports/ Audits on contractors and meeting

Technical Services – Prepared by Mick Evans**Assets**

- Developing the 2018-19 reseal program
- Lead the interview process for the advertised Administration / customer Service Officer
- Assisted with IT issues in the Technical Services department
- Reviewed and implemented the changes to the evaluation process on projects above \$150,000 for the Service, Projects, Asset Management Working Group
- Assisted the new Asset Engineer in the Technical Services Department - Pradip Bhujel
 - Attended the Murra Wurra Wind Farm tour
- Attended the Regional Asset Management Meeting in Swan Hill
- Attended the Wimmera Southern Mallee GIS Shared Services meeting in Horsham

Emergency Management

- Attended and chaired the Municipal Emergency Management Planning Committee (MEMPC) meeting
- Attended the Incident Management Team meeting at the Horsham Incident Control Centre
- Attended workshop in Horsham on the use of Emergency Management software- Crisiswork, EMCOP and Floodzoom

Technical Officer - Prepared Nathan McLean

VicHealth has allocated funding to be distributed amongst 6 schools within our Shire for their Walk to School program. I have arranged to meet and work with the staff and children to map a safe walk to school route in towns such as Warracknabeal, Minyip, Murtoa, Yaapeet and Beulah.

Technical Officer – Prepared by Tony Brennan

- Organise contractors to inspect/repair damage caused from lightning strike on the Warracknabeal Town hall
- Process NHVR applications as requested for oversize vehicle travel through the Shire - *Oct = 25 (Nov 16 to date)* Most consents are for the Murra Wurra Wind Farm
- Discuss with Wimmera Drag Club Representative the requirements for a motorkhana to be held on Nov 18th. NOTAM will be issued for Sunday 18th from 7.00am until 6.00pm
- Process as required Dial Before You Dig enquiries – *Oct 73 (Nov 25 to date)* Most of these enquiries are from the NBN contractor (EMTEL) who are upgrading Telstra pits around Warracknabeal
- Organise supply of gable markers and cones for the Patchewollock landing strip
- On Annual Leave from 12th to 16th November

Warracknabeal Regional Livestock Exchange

The National Saleyard Quality Assurance Audit was conducted on Oct 24th by John Koschel from Ausmeat Limited. Conformity assessment against the NSQA standards and effectiveness of the quality management system improvements recommended the continuation of our accreditation

Collate information and organise quotes/letters of support etc for a grant application to carry out much needed improvements at the Warracknabeal Regional Livestock Exchange

Sale held 24th Oct - 6572 head (**Final Sale of 2018**)

Total for 2018/19 FYTD = 54,011

Caravan Park Occupancy October 2018

| State | Warracknabeal | Hopetoun | Murtoa |
|----------------------|----------------------|-----------------|---------------|
| VIC | 218 | 291 | 203 |
| WA | 5 | 0 | 0 |
| TAS | 8 | 0 | 1 |
| SA | 56 | 21 | 21 |
| QLD | 8 | 74 | 15 |
| NT | 1 | 0 | 0 |
| NSW | 47 | 102 | 27 |
| ACT | 7 | 0 | 0 |
| International | 0 | 0 | 0 |
| Permanents | 5 | N/A | N/A |
| TOTAL | 356 | 488 | 267 |

11 REPORTS FOR DECISION

11.1 Finance Report – Prepared by Anita McFarlane

Recommendation

The Finance Report as at October 2018 be received.

11.2 Revenue Report – Prepared by Chantelle Pitt

Recommendation

The Revenue Report as at November 2018 be received.

11.3 Council Meeting Schedule – Prepared by Bernardine Schilling

Recommendation

The Council Meeting Schedule for 2018/2019 be adopted (as attached).

COUNCIL MEETING DATES

All Meetings are held on Wednesdays & Commence at 9.30 am

| <i>Forums</i> | <i>Meetings</i> |
|---|--|
| | January 23 rd |
| <i>February 13th</i> | February 27 th |
| <i>March 13th</i> | March 27 th |
| <i>April 10th</i> | April 24 th |
| <i>May 8th</i> | May 22 nd |
| <i>June 12th</i> (Forum / Special Council Meeting) | June 26 th |
| <i>July 10th</i> | July 24 th |
| <i>August 14th</i> | August 28 th |
| <i>September 11th</i> | September 25 th |
| <i>October 9th</i> | October 23 rd |
| <i>November 13th</i> | November 27 th |
| December 11 th | December 11 th (Ordinary Meeting) |

12 GENERAL BUSINESS (including strategic direction and specific issues)

13 CLOSED SESSION

14 MINUTES FROM MEETINGS

15 ATTACHMENTS / REPORTS

Planning Permit Activity Report for October 2018
Income Statement by Resources for October 2018
Income Statement by Department for October 2018
Summary of Major Income and Expenses by Resources for October 2018
Capital Expenditure for October 2018
Summary of Capital Works for October 2018
Balance Sheet as at 30 October 2018
Summary of Balance Sheet as at 30 October 2018
Rates Report – November 2018

16 NEXT MEETING

The next meeting of Council will be held on Wednesday, 12 December 2018 at 9:30am at Warracknabeal.

17 CLOSE

_____ **Mayor**

| Application Identifier | Application type | Property Location | | | | Estimated Cost of Works | Proposed Use or Development | Applicant Details | | | Date Application Received | Proposed Land Use | Responsible Authority Outcome | Date of Responsible Authority | |
|------------------------|----------------------------|-------------------------------|---------------|----------|-----------------------------|-------------------------|--|-----------------------------|---------------------|-----------------------|---------------------------|-------------------|-------------------------------|--|------------|
| | | Street Address | | Postcode | Crown Description | | | Name | Address | | | | | | |
| | | Street Number, Name | Locality | | | | | | Street Number, Name | Locality | | | | | |
| TP30-17 | New application | 19 Carol St | Minyip | 3392 | CA6 Sec 21 Parish of Nullan | 800,000 | Construction of 8 Units | Mudher Architects P/L | Jasvinder Mudher | 16 Mossdale Ct | Templestone | 08/08/2017 | Residential / Accomodation | In progress | |
| TP45-18 | New application | 1 Symes Ave | Warracknabeal | 3393 | | 270,000 | Construction of a Dwelling | Ryan McKenzie | | 90a Craig Ave | Warracknabeal | 02/08/2018 | Residential / Accomodation | In progress | |
| TP46-18 | New application | 25 Layfield St | Rosebery | 3395 | | 25,000 | Building and Works associated with the erection of a Dwelling in an Farm Zone | Cheryl Dabonde | | 25 Layfield St | Rosebery | 19/04/2018 | Residential / Accomodation | In progress | |
| TP47-18 | New application | Mill St | Minyip | 3392 | CA 13 Sec 22 Parish Nullan | 80,000 | Use and Development of land for a Service Station (Installation of an aboveground Petrol tank) | Minyip Progress Association | Keith Daniels | 8 McLeod St | Minyip | 06/08/2018 | Other land use | In progress | |
| TP49-18 | New application | 59 Cromie St | Rupanyup | 3388 | | 1,265 | Operation of a Cafe Shop | Rebecca Dunlop | | 36 Stewart St | Rupanyup | 06/08/2018 | Food and drink premises | In progress | |
| TP50-17A | Amended permit application | 19 Tarrant St | Warracknabeal | 3393 | CA 2F, Parish of Werrigar | 0 | Use of the land for a Warehouse and Construction of a Storage Shed | Shane Jaensch | | 17 Tarrant St | Warracknabeal | 18/09/2018 | Industry and warehouse | Permit issued by the Responsible Authority | 09/10/2018 |
| TP52-18 | New application | 27 Cousins Rd | Murtoa | 3390 | CA78 Parish of Rupanyup | 750,000 | Use and Development of land for a rural Industry (Grain Cleaning Facility) | Iplanning Services P/L | James Iles | PO Box 1401 | Bakery Hill | 18/09/2018 | Industry and warehouse | In progress | |
| TP53-18 | New application | 4974 Donald-Murtoa Rd | Murtoa | 3390 | CA29 Pt, Parish of Ashens | 0 | 2 Lot Subdivison | Steven Starick | | 4974 Donald-Murtoa Rd | Murtoa | 02/10/2018 | Residential / Accomodation | In progress | |
| TP54-18 | New application | 3 Petering St & 39-41 Mill St | Minyip | 3392 | | 0 | Consolidation | Peter Gilmore | | 231 Gisbourne Rd | Kurrunjag | 02/10/2018 | Residential / Accomodation | In progress | |
| TP55-18 | New application | Mill St | Minyip | 3392 | CA13 Sec 22 | 0 | 2 Lot Subdivison | Price Merrett Consulting | Andrew Merrett | PO Box 1172 | Swan Hill | 17/10/2018 | Industry and warehouse | In progress | |
| TP56-18 | New application | 5A Milbourne St | Warracknabeal | 3393 | | 11,443 | Building and Works associated with the erection of a Shed in an LSIO | TNT Steel Buildings | | 39 Dimboola Rd | Horsham | 19/10/2018 | Residential / Accomodation | Permit issued by a delegate of the Responsible Authority | 24/10/2018 |
| TP57-18 | New application | 427 Quinanes Rd, | Tempy | 3489 | CA28, 28A, 51 | 5,000 | Removal of Limestone | Peter Howieson | | PO Box 14 | Speed | 22/10/2018 | Agriculture | In progress | |
| TP58-18 | New application | 141 Lascelles St | Hopetoun | 3396 | | 15,950 | Construction of a Shed Building and Works in ESO 2 | Anthony Schache | | 141 Lascelles St | Hopetoun | 22/10/2018 | Residential / Accomodation | In progress | |
| TP59-18 | New application | 69 Devereux St | Warracknabeal | 3393 | | 16,500 | Building and Works associated with the erection of a Shed in an LSIO | Hamish Wagenknecht | | 69 Devereux St | Warracknabeal | 30/10/2018 | Residential / Accomodation | In progress | |

YARRIAMBIACK SHIRE COUNCIL
INCOME STATEMENT BY RESOURCES
FOR OCTOBER 2018

| | October Actuals | 2018/2019 Budget | YTD Actuals | Forecast | YTD Variance | YTD % Variance |
|--|---------------------|------------------------|------------------------|------------------------|-----------------------|-------------------|
| Income | | | | | | |
| Asset Disposal & Fair Value Adjustments | \$ (10,723) | \$ (316,000) | \$ (87,741) | \$ (316,000) | \$ (228,259) | 72% |
| Contributions, Donations & Reimbursement | \$ (6,830) | \$ (289,678) | \$ (65,081) | \$ (289,678) | \$ (224,597) | 78% |
| Government Grants & Charges | \$ (346,191) | \$ (9,913,657) | \$ (1,774,192) | \$ (9,913,657) | \$ (8,139,465) | 82% |
| Interest Income | \$ (3,060) | \$ (89,245) | \$ (34,885) | \$ (89,245) | \$ (54,360) | 61% |
| Rates & Charges | \$ (43,615) | \$ (12,183,053) | \$ (13,146,672) | \$ (12,183,053) | \$ 963,619 | (8%) |
| User Charges, Fees & Fines | \$ (137,794) | \$ (1,132,475) | \$ (374,105) | \$ (1,132,475) | \$ (758,370) | 67% |
| Other Income | \$ - | \$ - | \$ - | \$ - | \$ - | 0% |
| Income Total | \$ (548,213) | \$ (23,924,108) | \$ (15,482,676) | \$ (23,924,108) | \$ (8,441,432) | 35% |
| Expenditure | | | | | | |
| Asset Disposal & Fair Value Adjustments | \$ - | \$ 338,071 | \$ - | \$ 338,071 | \$ 338,071 | 0% |
| Bad & Doubtful Debts | \$ - | \$ 500 | \$ - | \$ 500 | \$ 500 | 0% |
| Contributions & Donations | \$ 191,774 | \$ 802,661 | \$ 386,876 | \$ 802,661 | \$ 415,785 | 52% |
| Depreciation Amortisation & Impairment | \$ - | \$ 7,035,311 | \$ - | \$ 7,035,311 | \$ 7,035,311 | 100% |
| Employee Costs | \$ 634,169 | \$ 8,692,053 | \$ 2,914,996 | \$ 8,692,053 | \$ 5,777,057 | 66% |
| Finance Costs | \$ 1 | \$ 75,515 | \$ 3 | \$ 75,515 | \$ 75,512 | 100% |
| Materials | \$ 360,837 | \$ 6,119,123 | \$ 1,665,879 | \$ 6,119,123 | \$ 4,453,244 | 73% |
| Other Expenses | \$ 68,123 | \$ 1,413,287 | \$ 747,610 | \$ 1,413,287 | \$ 665,677 | 47% |
| Expenditure Total | \$ 1,254,904 | \$ 24,476,521 | \$ 5,715,364 | \$ 24,476,521 | \$ 18,761,157 | 77% |
| Total | \$ 706,691 | \$ 552,413 | \$ (9,767,312) | \$ 552,413 | \$ 10,319,725 | |

YARRIAMBIACK SHIRE COUNCIL
INCOME STATEMENT BY DEPARTMENT
FOR OCTOBER 2018

| | October Actuals | 2018/2019 Budget | YTD Actuals | Forecast | YTD Variance | YTD % Variance |
|--------------------------------|---------------------|------------------------|------------------------|------------------------|-----------------------|-------------------|
| Income | | | | | | |
| Community Services | \$ (309,884) | \$ (2,383,136) | \$ (925,129) | \$ (2,383,136) | \$ (1,458,007) | 61% |
| Corporate Services | \$ (57,899) | \$ (16,207,365) | \$ (12,753,297) | \$ (16,207,365) | \$ (3,454,068) | 21% |
| Economic Development | \$ (57,039) | \$ (475,927) | \$ (145,056) | \$ (475,927) | \$ (330,871) | 70% |
| Engineering | \$ (12,868) | \$ (2,540,429) | \$ (124,371) | \$ (2,540,429) | \$ (2,416,058) | 95% |
| Recreation & Culture & Leisure | \$ (75,258) | \$ (307,384) | \$ (90,766) | \$ (307,384) | \$ (216,618) | 70% |
| Regulatory Services | \$ (24,753) | \$ (163,300) | \$ (53,614) | \$ (163,300) | \$ (109,686) | 0% |
| Waste & Environment | \$ (10,511) | \$ (1,846,567) | \$ (1,390,444) | \$ (1,846,567) | \$ (456,123) | 25% |
| Income Total | \$ (548,213) | \$ (23,924,108) | \$ (15,482,676) | \$ (23,924,108) | \$ (8,441,432) | 35% |
| Expenditure | | | | | | |
| Community Services | \$ 190,204 | \$ 2,965,997 | \$ 912,041 | \$ 2,965,997 | \$ 2,053,956 | 69% |
| Corporate Services | \$ 131,096 | \$ 1,949,349 | \$ 603,488 | \$ 1,949,349 | \$ 1,345,861 | 0% |
| Economic Development | \$ 58,541 | \$ 954,514 | \$ 279,767 | \$ 954,514 | \$ 674,747 | 71% |
| Engineering | \$ 385,451 | \$ 12,468,551 | \$ 2,042,239 | \$ 12,468,551 | \$ 10,426,312 | 84% |
| Governance | \$ 75,594 | \$ 1,085,292 | \$ 418,503 | \$ 1,085,292 | \$ 666,789 | 61% |
| Recreation & Culture & Leisure | \$ 170,535 | \$ 1,848,746 | \$ 522,710 | \$ 1,848,746 | \$ 1,326,036 | 72% |
| Regulatory Services | \$ 37,077 | \$ 582,206 | \$ 154,740 | \$ 582,206 | \$ 427,467 | 73% |
| Waste & Environment | \$ 206,406 | \$ 2,621,866 | \$ 781,875 | \$ 2,621,866 | \$ 1,839,991 | 70% |
| Expenditure Total | \$ 1,254,904 | \$ 24,476,521 | \$ 5,715,364 | \$ 24,476,521 | \$ 18,761,157 | 77% |
| Total | \$ 706,691 | \$ 552,413 | \$ (9,767,312) | \$ 552,413 | \$ 10,319,725 | |

Yarriambiack Shire Council
Summary of major Income and Expenses by Resources for October

| Income | | | |
|--|--|-------------------------|-----------|
| Asset Disposal & Fair Value Adjustment | Sale of the Hopetoun Industrial Estate Block 2 | \$ 10,723 | |
| Rates & Charges | Pensioner Concession | \$ 43,615 | |
| Contribution & Donations | Income protection staff contribution | \$ 5,530 | |
| | Community Contribution | \$ 1,300 | |
| Government Grants & Charges | DHHS - HACC grants (state) | \$ 17,862 | |
| | Dept of Health - HACC grants (c'wealth) | \$ 115,163 | |
| | DHHS - Meals On Wheels grant (state) | \$ 522 | |
| | Dept of Health - Senior Citizens grants (c'wealth) | \$ 19,176 | |
| | DHHS - Senior Citizens grants (state) | \$ 1,142 | |
| | Dept of Health - Senior Citizens grants (c'wealth) | \$ 9,499 | |
| | DELWP - Warracknabeal Town Hall | \$ 65,000 | |
| | Sustainability Victoria - Warracknabeal Transfer Station Upgrade - Milestone 1 | \$ 5,000 | |
| | Hosham Sports & Community Club - Lake Lascelles Shelter/Stage Project | \$ 15,000 | |
| | DEET - Preschool Grants | \$ 65,047 | |
| | DHHS - Maternal & Child Health grants (state) | \$ 27,747 | |
| | DELWP - Climate Change Grant - Milestone 2 | \$ 5,000 | |
| | Interest Income | Interest on investments | \$ 3,060 |
| | User Charges | Caravan Park Fees | \$ 22,397 |
| Leaseback | | \$ 6,698 | |
| Property Leases | | \$ 9,674 | |
| Sporting Fees | | \$ 1,626 | |
| Building Fees & Permits | | \$ 17,859 | |
| Rates Certificates | | \$ 2,894 | |
| Planning Permits | | \$ 6,124 | |
| Waste Disposal Fees | | \$ 5,161 | |
| HACC & Brokerage Fees | | \$ 49,970 | |
| Saleyard Fees | | \$ 5,138 | |
| Membership | | \$ 539 | |
| Other Income | | \$ 6,430 | |
| Total Income for October | | \$ 548,213 | |

| Expenses | | |
|-----------------------------------|---|---------------------|
| Employee Costs | Salaries & Wages & Oncosts (includes Annual Leave, Sick Leave, Long Service Leave etc) | \$ 501,799 |
| | Workcover | \$ 7,090 |
| | Superannuation | \$ 77,168 |
| | Allowances | \$ 30,345 |
| | Travelling | \$ 4,163 |
| | Staff Clothing | \$ 5,799 |
| | Conferences & Training | \$ 6,946 |
| | Other costs | \$ 861 |
| Materials | Contracts - (includes Wimmera Mallee Waste, Civica, Skillinvest, Simpson Personnel, Horsham Rural City Council etc) | \$ 228,855 |
| | Registrations | \$ 346 |
| | Materials | \$ 89,209 |
| | Consultants | \$ 16,347 |
| | Plant Hire External | \$ 8,826 |
| | Plant Hire Internal | \$ (104,072) |
| | Power | \$ 22,343 |
| | Telephone | \$ 7,954 |
| | Meeting Expenses | \$ 2,633 |
| | Tools & Equipment | \$ 1,220 |
| | Software Purchase & Upgrades | \$ 13,000 |
| | Cost of Meals | \$ 14,385 |
| | Fuel | \$ 57,705 |
| | Other Expenses | Bank Fees |
| OH& S Supplies | | \$ 3,883 |
| Audit Services | | \$ 21,700 |
| Advertising | | \$ 4,631 |
| Lease Expenses | | \$ 14,878 |
| Postage | | \$ 1,809 |
| Stationery | | \$ 2,808 |
| Subscriptions | | \$ 3,376 |
| Water | | \$ 3,324 |
| Printing & Photocopying | | \$ 9,228 |
| Total Expenses for October | | \$ 1,254,904 |

**YARRIAMBIACK SHIRE COUNCIL
CAPITAL EXPENDITURE FOR OCTOBER 2018**

| | October Actuals | 2018/2019 Budget | YTD Actuals | Forecast | YTD Variance | YTD % Variance |
|--|--------------------|---------------------|-------------|--------------|-----------------|-------------------|
| 01929 - Administration - Capital | | | | | | |
| 0900 - Building Capital Works | \$ - | \$ 5,000 | \$ 2,297 | \$ 5,000 | \$ 2,703 | 54% |
| 0910 - Furniture & Equipment Capital Works | \$ - | \$ 2,000 | \$ - | \$ 2,000 | \$ 2,000 | 100% |
| 01939 - Asset Management - Capital | | | | | | |
| 0900 - Building Capital Works | \$ - | \$ 11,000 | \$ - | \$ 11,000 | \$ 11,000 | 0% |
| 0920 - Computer / IT Capital Works | \$ - | \$ 6,000 | \$ - | \$ 6,000 | \$ 6,000 | 0% |
| 01949 - Information Technology - Capital | | | | | | |
| 0920 - Computer / IT Capital Works | \$ - | \$ 42,000 | \$ 2,890 | \$ 42,000 | \$ 39,110 | 51% |
| 02919 - HACC Administration - Capital | | | | | | |
| 0910 - Furniture & Equipment Capital Works | \$ - | \$ - | \$ - | \$ - | \$ - | 0% |
| 0920 - Computer / IT Capital Works | \$ 3,618 | \$ - | \$ 3,751 | \$ - | \$ (3,751) | 0% |
| 02000 - Housing | | | | | | |
| 0900 - Building Capital Works | \$ 8,000 | \$ - | \$ 20,500 | \$ - | \$ (20,500) | 0% |
| 02929 - MECC - Capital | | | | | | |
| 0910 - Furniture & Equipment Capital Works | \$ - | \$ 1,000 | \$ - | \$ 1,000 | \$ 1,000 | 50% |
| 02939 - Senior Citizens - Capital | | | | | | |
| 0900 - Building Capital Works | \$ - | \$ 5,000 | \$ - | \$ 5,000 | \$ 5,000 | 100% |
| 02949 - Environmental Health - Capital | | | | | | |
| 0910 - Furniture & Equipment Capital Works | \$ - | \$ 2,000 | \$ - | \$ 2,000 | \$ 2,000 | 0% |
| 02959 - Animal Pound - Capital | | | | | | |
| 0930 - Animal Pound - Capital Works | \$ - | \$ - | \$ - | \$ - | \$ - | 0% |
| 02969 - Maternal & Child Health - Capital | | | | | | |
| 0900 - Building Capital Works | \$ - | \$ 5,500 | \$ - | \$ 5,500 | \$ 5,500 | 0% |
| 0920 - Computer / IT Capital Works | \$ - | \$ - | \$ - | \$ - | \$ - | 0% |
| 02979 - Fire Hydrants - Capital | | | | | | |
| 0965 - Fire Hydrants - Capital | \$ - | \$ - | \$ - | \$ - | \$ - | 0% |
| 02989 - Preschools - Capital | | | | | | |
| 0900 - Building Capital Works | \$ - | \$ 15,000 | \$ - | \$ 15,000 | \$ 15,000 | #DIV/0! |
| 03909 - Industrial Estate - Capital | | | | | | |
| 0905 - Industrial Estate Capital Works | \$ - | \$ - | \$ - | \$ - | \$ - | 0% |
| 03919 - Caravan Parks - Capital | | | | | | |
| 0900 - Building Capital Works | \$ - | \$ 40,000 | \$ - | \$ 40,000 | \$ 40,000 | 114% |
| 0910 - Furniture & Equipment Capital Works | \$ - | \$ 3,500 | \$ - | \$ 3,500 | \$ 3,500 | 175% |
| 03929 - Public Amenities - Capital | | | | | | |
| 0900 - Building Capital Works | \$ - | \$ 5,000 | \$ - | \$ 5,000 | \$ 5,000 | 100% |
| 04929 - Library - Capital | | | | | | |
| 0900 - Building Capital Works | \$ - | \$ - | \$ - | \$ - | \$ - | 0% |
| 04939 - Hall - Capital | | | | | | |
| 0900 - Building Capital Works | \$ - | \$ 65,000 | \$ - | \$ 65,000 | \$ 65,000 | 25% |
| 05909 - Parks & Playgrounds - Capital | | | | | | |
| 0975 - Playground Capital Works | \$ - | \$ 10,000 | \$ 16 | \$ 10,000 | \$ 9,984 | 100% |
| 05919 - Recreation Reserve - Capital | | | | | | |
| 0900 - Building Capital Works | \$ - | \$ - | \$ - | \$ - | \$ - | 0% |
| 05939 - Swimming Pool - Capital | | | | | | |
| 0900 - Building Capital Works | \$ - | \$ 5,000 | \$ - | \$ 5,000 | \$ 5,000 | 100% |
| 05949 - Sporting Complex - Capital | | | | | | |
| 0900 - Building Capital Works | \$ 7,288 | \$ - | \$ 7,288 | \$ - | \$ (7,288) | (15%) |
| 0910 - Furniture & Equipment Capital Works | \$ - | \$ - | \$ - | \$ - | \$ - | 0% |
| 05959 - Gymnasium - Capital | | | | | | |
| 0910 - Furniture & Equipment Capital Works | \$ - | \$ 4,000 | \$ - | \$ 4,000 | \$ 4,000 | 0% |
| 05969 - Bowling Clubs - Capital | | | | | | |
| 0900 - Building Capital Works | \$ - | \$ - | \$ - | \$ - | \$ - | 0% |
| 06909 - Local Roads - Capital | | | | | | |
| 0935 - Urban Road Construction | \$ - | \$ 474,502 | \$ 167,150 | \$ 474,502 | \$ 307,352 | 70% |
| 0940 - Rural Road Construction | \$ 259,588 | \$ 1,766,001 | \$ 616,991 | \$ 1,766,001 | \$ 1,149,010 | 57% |
| 0945 - Reseals | \$ - | \$ 429,637 | \$ - | \$ 429,637 | \$ 429,637 | 86% |
| 0950 - Resheets | \$ 89,190 | \$ 1,206,877 | \$ 421,923 | \$ 1,206,877 | \$ 784,954 | 70% |
| 0955 - Shoulder Resheets | \$ 19,233 | \$ 251,904 | \$ 43,715 | \$ 251,904 | \$ 208,189 | 59% |
| 06919 - Footpath - Capital | | | | | | |
| 0980 - Footpath Construction | \$ - | \$ 70,667 | \$ - | \$ 70,667 | \$ 70,667 | 56% |
| 06929 - Bridge - Capital | | | | | | |
| 0990 - Bridge Construction | \$ - | \$ - | \$ - | \$ - | \$ - | 0% |
| 06939 - Kerb & Channel - Capital | | | | | | |
| 0985 - Kerb & Channel Construction | \$ - | \$ 72,360 | \$ - | \$ 72,360 | \$ 72,360 | 35% |
| 06959 - Aerodrome - Capital | | | | | | |
| 0900 - Building Capital Works | \$ - | \$ - | \$ 18,755 | \$ - | \$ (18,755) | 0% |
| 0950 - Resheets | \$ - | \$ 500,000 | \$ - | \$ 500,000 | \$ 500,000 | 1000% |

**YARRIAMBIACK SHIRE COUNCIL
CAPITAL EXPENDITURE FOR OCTOBER 2018**

| | October Actuals | 2018/2019 Budget | YTD Actuals | Forecast | YTD Variance | YTD % Variance |
|--|--------------------|---------------------|---------------------|---------------------|---------------------|-------------------|
| 06979 - Depot - Capital | | | | | | |
| 0900 - Building Capital Works | \$ - | \$ 120,000 | \$ - | \$ 120,000 | \$ 120,000 | 100% |
| 07909 - Drainage - Capital | | | | | | |
| 0995 - Drainage Construction | \$ - | \$ 26,527 | \$ - | \$ 26,527 | \$ 26,527 | 102% |
| 07929 - Transfer Stations & Landfills - Capital | | | | | | |
| 0960 - Waste Site Capital Works | \$ - | \$ 300,000 | \$ - | \$ 300,000 | \$ 300,000 | 1500% |
| 08909 - Livestock Exchange - Capital | | | | | | |
| 0900 - Building Capital Works | \$ 10,040 | \$ 205,000 | \$ 10,040 | \$ 205,000 | \$ 194,960 | 95% |
| 69760 - Staff Vehicle Purchases | | | | | | |
| 6800 - Plant Purchases | \$ - | \$ 365,000 | \$ 44,108 | \$ 365,000 | \$ 320,892 | 107% |
| 69860 - Works Plant Purchases | | | | | | |
| 6800 - Plant Purchases | \$ - | \$ 975,000 | \$ 77,020 | \$ 975,000 | \$ 897,980 | 100% |
| Total | \$ 396,957 | \$ 6,990,475 | \$ 1,436,443 | \$ 6,990,475 | \$ 5,554,032 | 76% |

**Yarriambiack Shire Council
Summary of Capital Works for October**

| Capital Work | | |
|--|---|------------------|
| HACC Administration | Purchase of 20 x Galaxy phones for Community Care workers | \$ 3,618 |
| Housing | Exterior painting at 51 Gardiner Street Warracknabeal | \$ 8,000 |
| Sporting Complex | Supply of LED lights for the Warracknabeal Leisure Centre | \$ 7,288 |
| Rural Road Construction | Lascelles Sea Lake Road | \$ 20,807 |
| | Hopetoun Yaapect Road | \$ 112,285 |
| | Minyip Banyena Road | \$ 68,560 |
| | Loats Road | \$ 37,541 |
| | Minyip Rich Avon Road | \$ 20,393 |
| Resheets | Hopevale Road | \$ 20,548 |
| | Burdetts Road | \$ 17,716 |
| | Donald Laen Road | \$ 33,259 |
| | Wallup Hall Road | \$ 10,088 |
| | Daveys Road | \$ 640 |
| Shoulder Resheets | Minyip Dimboola Road | \$ 19,233 |
| Livestock Exchange | AgriNous software, training and support | \$ 10,040 |
| Total Capital Works for October | | \$396,957 |

YARRIAMBIACK SHIRE COUNCIL

BALANCE SHEET AS AT 31st OCTOBER 2018

| | October Actuals | 2018/2019 Budget | YTD Actuals | Forecast | YTD Variance | YTD % Variance |
|--------------------------------------|-----------------------|-----------------------|-----------------------|-----------------------|------------------------|-------------------|
| Current Assets | | | | | | |
| Cash & Cash Equivalents Investments | \$ (180,897) | \$ 3,573,000 | \$ 4,133,380 | \$ 3,573,000 | \$ (560,380) | (16%) |
| Rate Debtors | \$ (788,475) | \$ 1,053,000 | \$ 13,165,862 | \$ 1,053,000 | \$ (12,112,862) | (1150%) |
| Debtors | \$ (382,063) | \$ 450,000 | \$ 249,671 | \$ 450,000 | \$ 200,329 | 0% |
| Other Current Accrued Assets | \$ - | \$ 1,206,000 | \$ 110,628 | \$ 1,206,000 | \$ 1,095,372 | 91% |
| Inventory On Hand | \$ 81,762 | \$ 765,000 | \$ 478,577 | \$ 765,000 | \$ 286,423 | 37% |
| Assets Held for Resale | \$ - | \$ 30,000 | \$ 29,974 | \$ 30,000 | \$ 26 | 0% |
| Current Assets Total | \$ (1,269,673) | \$ 7,077,000 | \$ 18,168,092 | \$ 7,077,000 | \$ (11,091,092) | |
| Non Current Assets | | | | | | |
| Non Current Debtors | \$ - | \$ 1,000 | \$ - | \$ 1,000 | \$ 1,000 | 0% |
| Investments | \$ - | \$ 496,000 | \$ 533,738 | \$ 496,000 | \$ (37,738) | 0% |
| Fixed Assets | \$ 396,957 | \$ 163,692,000 | \$ 143,634,498 | \$ 163,692,000 | \$ 20,057,502 | 12% |
| Non Current Assets Total | \$ 396,957 | \$ 164,189,000 | \$ 144,168,236 | \$ 164,189,000 | \$ 20,020,764 | |
| TOTAL ASSETS | \$ (872,716) | \$ 171,266,000 | \$ 162,336,328 | \$ 171,266,000 | \$ 8,929,672 | |
| Current Liabilities | | | | | | |
| Creditors | \$ (318,991) | \$ 1,707,000 | \$ 1,486,256 | \$ 1,707,000 | \$ 220,744 | 13% |
| Current Loans | \$ - | \$ 21,000 | \$ 20,870 | \$ 21,000 | \$ 130 | 1% |
| Short Term Provisions | \$ - | \$ 3,000,000 | \$ 3,483,430 | \$ 3,000,000 | \$ (483,430) | (16%) |
| Trust & Deposits | \$ 151,227 | \$ 20,000 | \$ (124,803) | \$ 20,000 | \$ 144,803 | 0% |
| Current Liabilities Total | \$ (167,764) | \$ 4,748,000 | \$ 4,865,753 | \$ 4,748,000 | \$ (117,753) | |
| Non Current Liabilities | | | | | | |
| Long Term Provisions | \$ - | \$ 482,000 | \$ 464,417 | \$ 482,000 | \$ 17,583 | 4% |
| Non Current Loans | \$ 1,739 | \$ 79,000 | \$ 93,244 | \$ 79,000 | \$ (14,244) | 0% |
| Non Current Liabilities Total | \$ 1,739 | \$ 561,000 | \$ 557,661 | \$ 561,000 | \$ 3,339 | |
| TOTAL LIABILITIES | \$ (166,025) | \$ 5,309,000 | \$ 5,423,414 | \$ 5,309,000 | \$ (114,414) | |
| NET ASSETS | \$ (706,691) | \$ 165,957,000 | \$ 156,912,914 | \$ 165,957,000 | \$ 9,044,086 | |
| Current Assets | | | | | | |
| Accumulated Surplus/Deficit | \$ (706,691) | \$ 61,900,000 | \$ 75,664,143 | \$ 61,900,000 | \$ (13,764,143) | (22%) |
| Asset Revaluation Reserve | \$ - | \$ 104,057,000 | \$ 81,248,771 | \$ 104,057,000 | \$ 22,808,229 | 22% |
| TOTAL EQUITY | \$ (706,691) | \$ 165,957,000 | \$ 156,912,914 | \$ 165,957,000 | \$ 9,044,086 | |

Investments

| | | | |
|-------------------------|----------------------|-------|------------|
| Bendigo Bank | \$ 346,896.09 | 2.30% | 03/04/2019 |
| Commonwealth Bank | \$ 135,612.27 | 2.60% | 01/09/2019 |
| National Australia Bank | \$ 239,339.79 | 2.70% | 14/07/2019 |
| AMP (oncall) | \$ 420.39 | | Oncall |
| | \$ 722,268.54 | | |

Loans

| | | |
|-------------------------------|------------|---------|
| Porter Plant - Street Sweeper | \$ 114,114 | 5 years |
|-------------------------------|------------|---------|

Yarriambiack Shire Council
Summary of Balance Sheet as at 31st October 2018

| Assets | | |
|---------------------------|--|--------------------|
| Current Assets | | YTD Actuals |
| Cash & Cash Equivalents | The general bank account had a balance of \$3.046 million at the 31st October. Council is holding \$343,479 in cash and investments of Section 86 Committees. Council has \$722,268 invested with the CBA, NAB, AMP and Bendigo Banks. | \$ 4,133,380 |
| Rate Debtors | For the month of October Rate Debtors decreased by \$788,475. This includes the first rate installment which was due on the 30th September. Outstanding rates are still being pursued by debt collection agencies with some accounts advancing to the legal stage. | \$13,165,862 |
| Debtors | General Debtors have decreased by \$382,063 due mainly to the Flood Levee Claim being made in September. | \$249,671 |
| Non Current Assets | | |
| Fixed Assets | Increased by \$396,957 as per the Capital Works report. | \$143,634,498 |

| Liabilities | | |
|----------------------------|--|----------------------|
| Current Liabilities | | |
| Creditors | At the time of preparing this report all October invoices have been processed. | \$1,486,256 |
| Net Assets | | \$156,912,914 |

Rates Report - November 2018

Prepared by Chantelle Pitt

| Rate Classification | 2017/2018 Budget | 2017/2018 Actuals | 2018/2019 Budget | Actual YTD Receipts | Rebates | Outstanding Rates | | | |
|---------------------|-------------------------|----------------------|-------------------------|--------------------------|------------------------|------------------------|----------------------|----------------------|-------------------------|
| | | | | | | Current | Arrears & Legals | Interest | Total |
| Commercial | \$ 329,952.32 | \$ 314,333.31 | \$ 359,251.86 | \$ (64,811.45) | \$ (3,138.05) | \$ 295,480.35 | \$ 63,855.07 | \$ 32,759.33 | \$ 392,094.75 |
| Farmland | \$ 8,067,046.45 | \$ 104,715.86 | \$ 8,272,096.97 | \$ (542,561.05) | \$ (3,156.03) | \$ 7,776,617.13 | \$ 207,526.61 | \$ 9,817.74 | \$ 7,993,961.48 |
| Residential | \$ 2,038,571.57 | \$ 557,185.91 | \$ 2,098,915.45 | \$ (477,475.51) | \$ (120,637.96) | \$ 1,531,816.13 | \$ 467,564.09 | \$ 141,558.74 | \$ 2,140,938.96 |
| Total | \$ 10,435,570.34 | \$ 976,235.08 | \$ 10,730,264.28 | \$ (1,084,848.01) | \$ (126,932.04) | \$ 9,603,913.61 | \$ 738,945.77 | \$ 184,135.81 | \$ 10,526,995.19 |

| Rate Classification | 2017/2018 Budget | 2017/2018 Actuals | 2018/2019 Budget | Actual YTD Receipts | Rebates | Outstanding Rates | | | |
|----------------------------|------------------------|----------------------|------------------------|------------------------|------------------------|------------------------|----------------------|----------------------|------------------------|
| | | | | | | Current | Arrears & Legals | Interest | Total |
| Kerbside Garbage Charges | \$ 713,682.94 | \$ 195,596.47 | \$ 740,677.47 | \$ (166,840.60) | \$ (36,771.40) | \$ 550,173.64 | \$ 122,792.40 | \$ 44,106.35 | \$ 717,072.39 |
| Kerbside Recycling Charges | \$ 361,705.40 | \$ 96,630.29 | \$ 394,258.80 | \$ (95,627.01) | \$ (25,981.78) | \$ 282,475.20 | \$ 65,279.51 | \$ 13,231.76 | \$ 360,986.47 |
| Municipal Charge | \$ 357,641.57 | \$ 176,825.27 | \$ 366,685.92 | \$ (74,816.60) | \$ (16,096.08) | \$ 281,685.14 | \$ 126,262.50 | \$ 38,380.65 | \$ 446,328.29 |
| Fire Services Fixed Charge | \$ 732,391.00 | \$ 203,733.46 | \$ 748,468.00 | \$ (130,934.64) | \$ (43,950.00) | \$ 583,674.86 | \$ 155,393.07 | \$ 27,447.93 | \$ 766,515.86 |
| Fire Services Levy | \$ 487,711.25 | \$ 26,871.90 | \$ 363,449.08 | \$ (32,677.26) | \$ - | \$ 334,324.11 | \$ 19,414.79 | \$ 1,776.35 | \$ 355,515.25 |
| Credits | \$ - | \$ - | \$ - | \$ 125,091.32 | \$ - | \$ (28,453.95) | \$ - | \$ - | \$ (28,453.95) |
| Total | \$ 2,653,132.16 | \$ 699,657.39 | \$ 2,613,539.27 | \$ (375,804.79) | \$ (122,799.26) | \$ 2,003,879.00 | \$ 489,142.27 | \$ 124,943.04 | \$ 2,617,964.31 |

| | | | | | | | | | |
|--------------------|-------------------------|------------------------|-------------------------|--------------------------|------------------------|-------------------------|------------------------|----------------------|-------------------------|
| Grand Total | \$ 13,088,702.50 | \$ 1,675,892.47 | \$ 13,343,803.55 | \$ (1,460,652.80) | \$ (249,731.30) | \$ 11,607,792.61 | \$ 1,228,088.04 | \$ 309,078.85 | \$ 13,144,959.50 |
|--------------------|-------------------------|------------------------|-------------------------|--------------------------|------------------------|-------------------------|------------------------|----------------------|-------------------------|

Breakdown of Outstanding Rates by Ward

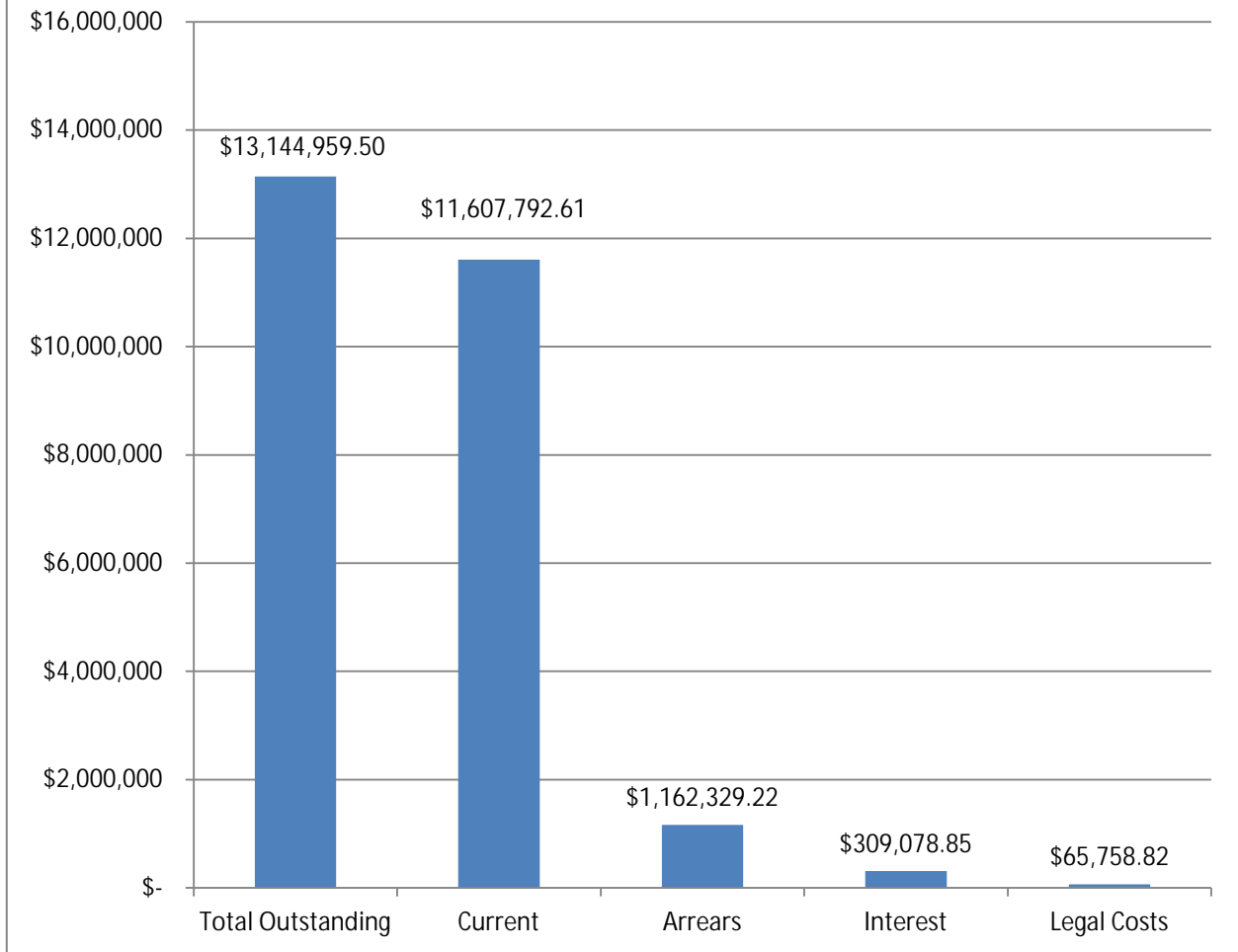
| Dunmunkle Ward | 2018/2019 Budget | Actual YTD Receipts | Rebates | Current | Arrears & Legals | Interest | Total |
|----------------------------|------------------------|------------------------|-----------------------|------------------------|----------------------|---------------------|------------------------|
| Commercial Rates | \$ 91,734.48 | \$ (20,090.26) | \$ (1,747.70) | \$ 71,444.17 | \$ 47,688.73 | \$ 26,372.68 | \$ 145,505.58 |
| Farmland Rates | \$ 2,707,165.76 | \$ (143,056.88) | \$ (573.72) | \$ 2,581,251.45 | \$ 62,616.99 | \$ 1,329.76 | \$ 2,645,198.20 |
| Residential Rates | \$ 635,601.98 | \$ (149,566.02) | \$ (40,123.55) | \$ 457,746.99 | \$ 149,427.19 | \$ 37,343.92 | \$ 644,518.10 |
| Kerbside Garbage Charges | \$ 204,663.95 | \$ (52,654.70) | \$ (12,216.59) | \$ 143,066.63 | \$ 40,409.78 | \$ 15,344.62 | \$ 198,821.03 |
| Kerbside Recycling Charges | \$ 118,484.60 | \$ (30,199.14) | \$ (8,535.35) | \$ 82,861.37 | \$ 21,172.84 | \$ 4,888.50 | \$ 108,922.71 |
| Municipal Charge | \$ 106,781.76 | \$ (23,524.04) | \$ (5,431.37) | \$ 80,043.94 | \$ 29,507.71 | \$ 8,112.51 | \$ 117,664.16 |
| Credits | \$ - | \$ 42,600.59 | \$ - | \$ (8,679.90) | \$ - | \$ - | \$ (8,679.90) |
| Fire Services Fixed Charge | \$ 211,905.00 | \$ (39,044.12) | \$ (14,550.00) | \$ 162,096.07 | \$ 34,515.92 | \$ 5,562.67 | \$ 202,174.66 |
| Fire Services Levy | \$ 114,148.67 | \$ (9,118.52) | \$ - | \$ 106,270.35 | \$ 7,218.07 | \$ 752.89 | \$ 114,241.31 |
| Total | \$ 4,190,486.20 | \$ (424,653.09) | \$ (83,178.28) | \$ 3,676,101.07 | \$ 392,557.23 | \$ 99,707.55 | \$ 4,168,365.85 |

| Hopetoun Ward | 2018/2019 Budget | Actual YTD Receipts | Rebates | Current | Arrears & Legals | Interest | Total |
|----------------------------|------------------------|------------------------|-----------------------|------------------------|----------------------|----------------------|------------------------|
| Commercial Rates | \$ 103,416.09 | \$ (20,930.33) | \$ (909.57) | \$ 82,294.03 | \$ 5,159.62 | \$ 4,482.31 | \$ 91,935.96 |
| Farmland Rates | \$ 2,725,075.76 | \$ (238,974.07) | \$ (1,345.60) | \$ 2,505,836.60 | \$ 65,841.82 | \$ 1,743.48 | \$ 2,573,421.90 |
| Residential Rates | \$ 391,592.30 | \$ (95,523.28) | \$ (28,659.97) | \$ 272,975.81 | \$ 131,786.61 | \$ 49,283.50 | \$ 454,045.92 |
| Kerbside Garbage Charges | \$ 165,887.92 | \$ (40,126.91) | \$ (11,183.98) | \$ 118,211.61 | \$ 40,489.93 | \$ 19,102.54 | \$ 177,804.08 |
| Kerbside Recycling Charges | \$ 97,917.95 | \$ (25,047.68) | \$ (8,084.49) | \$ 67,243.43 | \$ 20,977.43 | \$ 5,706.30 | \$ 93,927.16 |
| Municipal Charge | \$ 108,397.44 | \$ (22,969.43) | \$ (4,997.23) | \$ 82,217.09 | \$ 55,620.15 | \$ 18,115.08 | \$ 155,952.32 |
| Credits | \$ - | \$ 23,352.93 | \$ - | \$ (5,768.70) | \$ - | \$ - | \$ (5,768.70) |
| Fire Services Fixed Charge | \$ 230,731.00 | \$ (41,150.61) | \$ (11,650.00) | \$ 181,229.97 | \$ 67,068.99 | \$ 12,963.54 | \$ 261,262.50 |
| Fire Services Levy | \$ 115,376.62 | \$ (12,593.86) | \$ - | \$ 104,017.23 | \$ 4,946.25 | \$ 291.55 | \$ 109,255.03 |
| Total | \$ 3,938,395.08 | \$ (473,963.24) | \$ (66,830.84) | \$ 3,408,257.07 | \$ 391,890.80 | \$ 111,688.30 | \$ 3,911,836.17 |

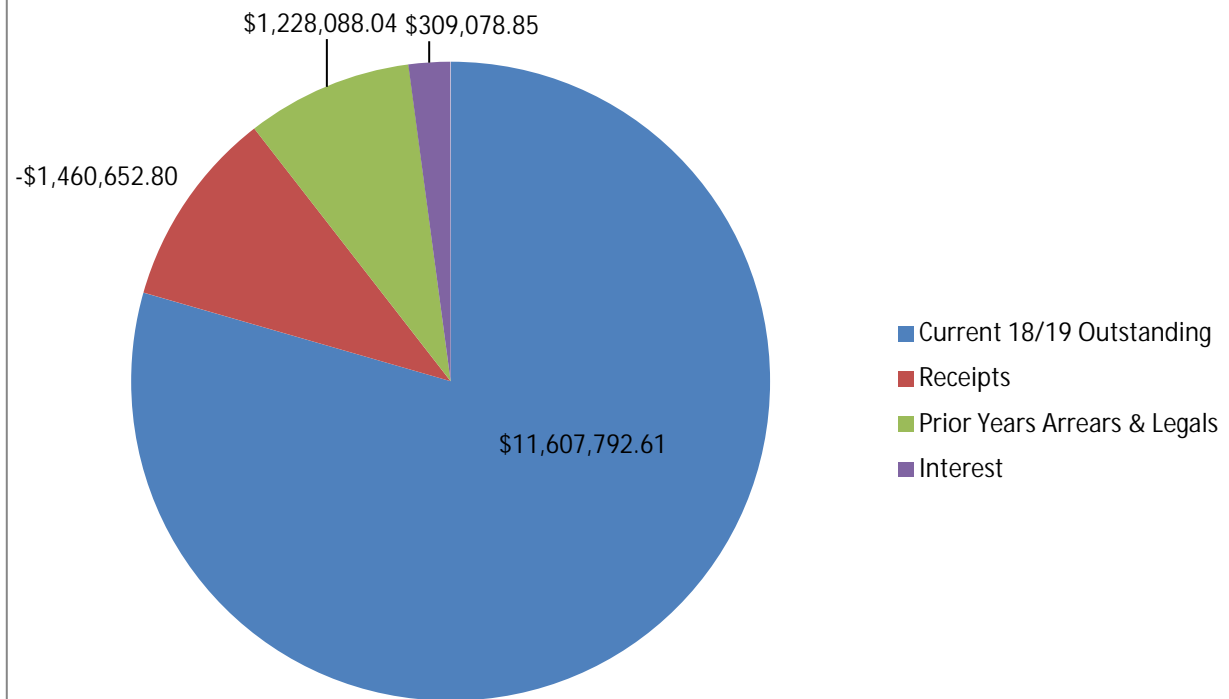
| Warracknabeal Ward | 2018/2019 Budget | Actual YTD Receipts | Rebates | Current | Arrears & Legals | Interest | Total |
|----------------------------|------------------------|------------------------|-----------------------|------------------------|----------------------|---------------------|------------------------|
| Commercial Rates | \$ 164,101.29 | \$ (23,790.86) | \$ (480.78) | \$ 141,742.15 | \$ 11,006.72 | \$ 1,904.34 | \$ 154,653.21 |
| Farmland Rates | \$ 2,839,855.45 | \$ (160,530.10) | \$ (1,236.71) | \$ 2,689,529.08 | \$ 79,067.80 | \$ 6,744.50 | \$ 2,775,341.38 |
| Residential Rates | \$ 1,071,721.17 | \$ (232,386.21) | \$ (51,854.44) | \$ 801,093.33 | \$ 186,350.29 | \$ 54,931.32 | \$ 1,042,374.94 |
| Kerbside Garbage Charges | \$ 370,125.60 | \$ (74,058.99) | \$ (13,370.83) | \$ 288,895.40 | \$ 41,892.69 | \$ 9,659.19 | \$ 340,447.28 |
| Kerbside Recycling Charges | \$ 177,856.25 | \$ (40,380.19) | \$ (9,361.94) | \$ 132,370.40 | \$ 23,129.24 | \$ 2,636.96 | \$ 158,136.60 |
| Municipal Charge | \$ 151,506.72 | \$ (28,323.13) | \$ (5,667.48) | \$ 119,424.11 | \$ 41,134.64 | \$ 12,153.06 | \$ 172,711.81 |
| Credits | \$ - | \$ 59,137.80 | \$ - | \$ (14,005.35) | \$ - | \$ - | \$ (14,005.35) |
| Fire Services Fixed Charge | \$ 305,832.00 | \$ (50,739.91) | \$ (17,750.00) | \$ 240,348.82 | \$ 53,808.16 | \$ 8,921.72 | \$ 303,078.70 |
| Fire Services Levy | \$ 133,923.79 | \$ (10,964.88) | \$ - | \$ 124,036.53 | \$ 7,250.47 | \$ 731.91 | \$ 132,018.91 |
| Total | \$ 5,214,922.27 | \$ (562,036.47) | \$ (99,722.18) | \$ 4,523,434.47 | \$ 443,640.01 | \$ 97,683.00 | \$ 5,064,757.48 |

| | | | | | | | |
|--------------------|-------------------------|--------------------------|------------------------|-------------------------|------------------------|----------------------|-------------------------|
| Grand Total | \$ 13,343,803.55 | \$ (1,460,652.80) | \$ (249,731.30) | \$ 11,607,792.61 | \$ 1,228,088.04 | \$ 309,078.85 | \$ 13,144,959.50 |
|--------------------|-------------------------|--------------------------|------------------------|-------------------------|------------------------|----------------------|-------------------------|

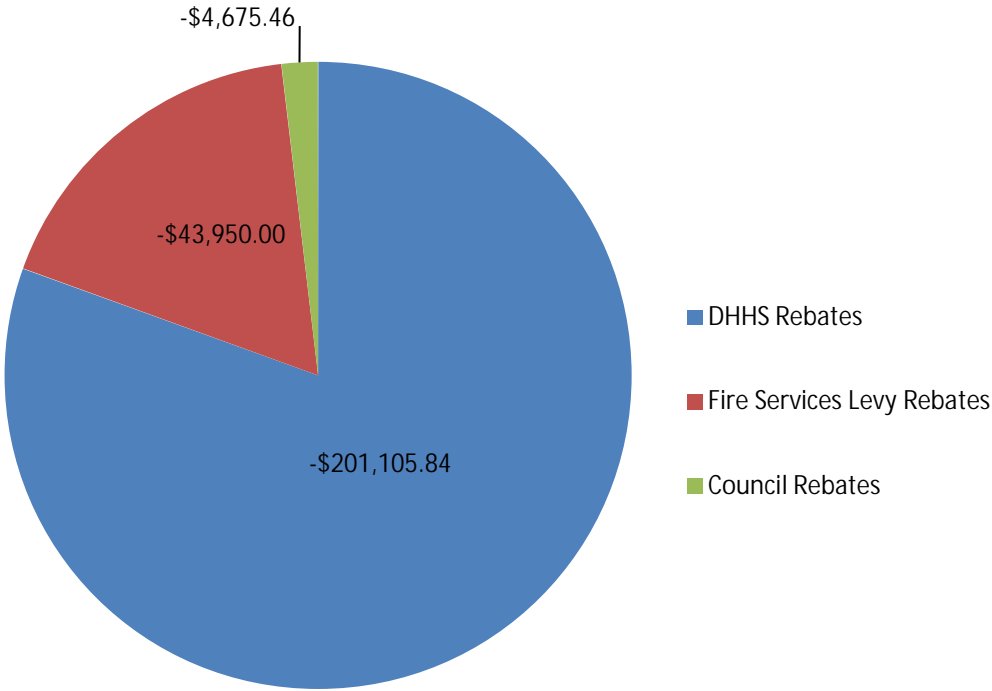
Breakdown of Rates Outstanding



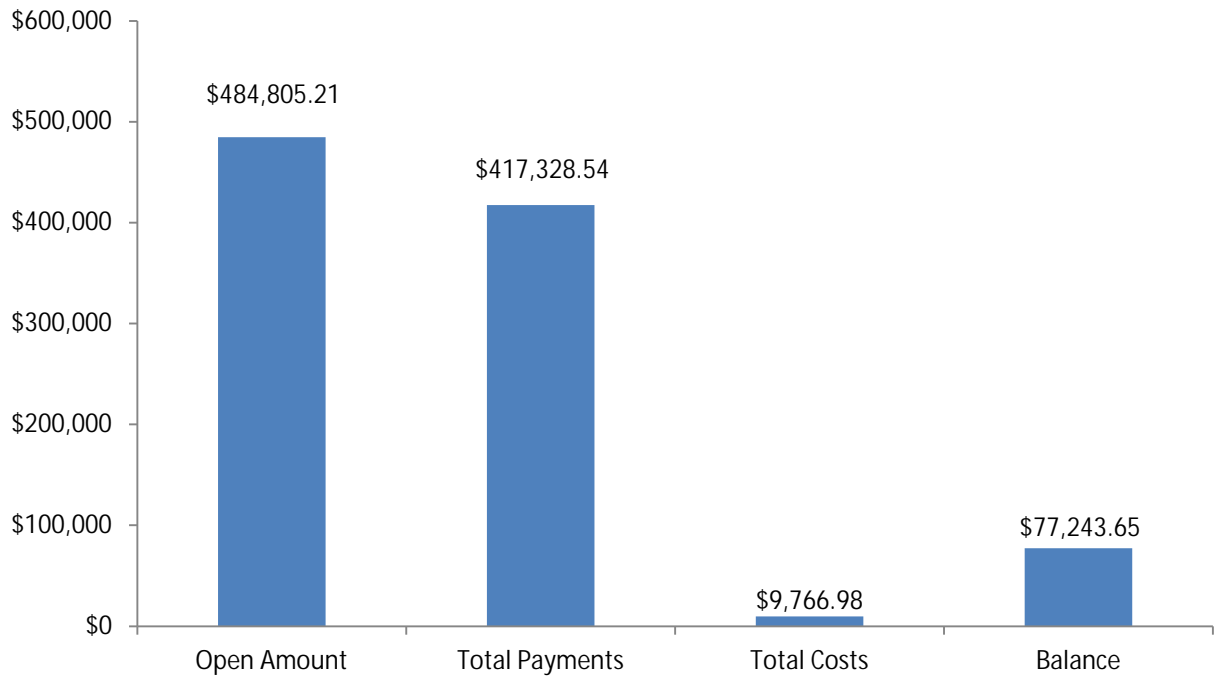
Breakdown of Rates Outstanding



2018/19 Rebates



MCC Debt Collection Report Summary



ARL Debt Collection Report Summary

