

1 WELCOME

2 ACKNOWLEDGEMENT

Acknowledging Traditional Owners

'I would like to acknowledge that this meeting is being held on the traditional lands of the Wotjobaluk, Jaadwa, Jadawadjali, Wergaia and Jupagulk people, and I pay respects to their Elders, both past, present and emerging'

3 PRAYER

Almighty God, without whom no Council can stand nor anything prosper we ask that you be present and guide us in our deliberations today. We pray that we will be fair in our judgements and wise in our actions and that decisions will be made with goodwill and a clear conscience for the betterment and welfare of the people of Yarriambiack Shire.

Amen

4 PRESENT

Crs G Massey, H Ballentine, C Heintze, J Wise, K Zanker, T Hamilton, S Roberts, Jessie Holmes (Chief Executive Officer), Gavin Blinman (General Manager Community Services & Development), James Magee (General Manager Infrastructure & Planning), Adam Moar (Economic Development & Land Use Coordinator) & Belinda Penny (Executive Assistant, Administration and Customer Service)

5 APOLOGIES

6 CONFIRMATION OF MINUTES

Ordinary Council Meeting – 27 February 2019

7 DECLARATION OF CONFLICT OF INTEREST

8 BUSINESS ARISING

8.1 Action List from last meeting

8.2 Ongoing and Pending Action List

9 PETITIONS

10 REPORTS

Corporate Reports

10.1 Mayor's Report

10.2 Councillor's Reports

10.3 Chief Executive Officer Report

10.4 General Manager of Infrastructure and Planning

10.5 General Manager of Community Development

11 REPORTS FOR DECISION

11.1 Finance Report

11.2 Revenue Report

11.3 Capital Works Report

11.4 Fixing Country Roads Funding (FCR)

11.5 Withdraw from the Victorian Government Home and Community Program for Young People and Volunteer transport as at 30 June 2019.

12 GENERAL BUSINESS

13 REPORTS FOR DECISION – CLOSED SESSION

10.1 Mayor's Report – Prepared by Graeme Massey

27 February	Attended Council Meeting
27 February	Officiated Citizenship Ceremony
28 February	Met with other Councillors and Minister Jaclyn Symes at Rupanyup for Regional Development
6 March	Attended Presidents luncheon at the Wimmera Mallee Field Days, Longerenong
6 March	Met with Senator Bridget McKenzie at Warracknabeal Livestock Exchange for funding announcement
8 March	Presented leadership badges and certificates to Warracknabeal Primary School students
12 March	Attended WAG meeting in Warracknabeal
13 March	Attended Council Forum
13 March	On the interview panel for Youth Action Council positions at Warracknabeal Secondary College
22 March	Attended Mayor's luncheon at Horsham
23 March	Attended SES 40 th Anniversary dinner at Warracknabeal
26 March	Attended WAG tourist promotion meeting in Warracknabeal

10.2 Councillor's Reports**Cr H Ballentine**

13 March Attended Council Forum in Warracknabeal

Working on finding tour guides ie: meet and greet people for bus companies

Cr K Zanker

6-8 March Attended Rural Financial Counselling Conference in Canberra

12 March Attended the Resilience Project session in Horsham

13 March Attended Council Forum

13 March On the interview panel for Youth Action Council positions at Warracknabeal Secondary College

15 March Attended Rural Financial Counselling Services Finance Meeting in Bendigo

20 March Attended the Yarriambiack Youth Action Council Meeting

21 March Attended Rural Financial Counselling Services General Meeting in Bendigo

22 March Attended Rural Financial Counselling Services strategic planning day facilitated by Chris Scott in Bendigo

Cr T Hamilton

27 February Attended Citizenship Ceremony in Warracknabeal

28 February Met with other Councillors and Minister Jaclyn Symes at Rupanyup for Regional Development

28 February Attended Dinner with Minister Jaclyn Symes in Horsham

4 March Attended Stick Shed Meeting in Murtoa

6 March Attended Big Weekend Meeting in Murtoa

19 March Attended Murtoa Progress Meeting by Teleconference

YARRIAMBIACK SHIRE COUNCIL

COUNCIL MEETING

AGENDA

27 MARCH 2019

Cr S Roberts

28 February Met with constituents concerned about a local bus route
4 March Attended a Gateway BEET meeting
6 March Attended YCAC Meeting
13 March Attended Council Forum

Cr C Heintze

27 February Attended Citizenship Ceremony at Warracknabeal
28 February Met with other Councillors and Minister Jaclyn Symes at Rupanyup for Regional Development
28 February Attended working bee to shift Minyip Op Shop fittings into storage
4 March Participated in phone conference with GCWWRRC implementation group
6 March Attended Minyip Progress Association Meeting
12 March Guest speaker at U3A Garden Club Meeting
13 March Attended Council Forum
20 March Attended Minyip Recreation Reserve Meeting
22 March Attended GCWWRRC Board Meeting in Ballarat

Cr Jean Wise

27 February Attended Citizenship Ceremony in Warracknabeal
28 February Attended Y-Fest Meeting
4 March Attended Warracknabeal Concert Band AGM
13 March Attended Council Forum
15 March Attended Wimmera Regional Library Board Meeting

10.3 CEO's Report – Prepared by Jessie Holmes

27 February	Attended Citizenship Ceremony at Warracknabeal
27 February	Meet with Wheatlands Agricultural Museum committee members
28 February	Met with other Councillors and Minister Jaclyn Symes at Rupanyup for Regional Development
1 March	Meeting update on the status of recycling
4 March	Met with Rupanyup Railway owner and community members
8 March	Met with crew of 'The Dry' in Minyip
13 March	Attended Council Forum
14 March	Attended Regional Partnership Early Meeting LG Pro Dinner
15 March	Met with Department of Education regarding 3 year old kindergarten

10.4 General Manager of Infrastructure & Planning – Prepared by James Magee

Shared services

Council's of the Wimmera Southern Mallee region including Yarriambiack Shire Council have decided to undertake a combined tender for bituminous sealing works. Documentation is being finalised with advertising in the next month.

The new contract period will be 3 years with two one year options.

Disused Rupanyup Reservoirs

GWMWater currently have contractors decommissioning reservoirs at Rupanyup adjacent to the Dunmunkle Creek. During the 2011 flooding event, it was shown that the reservoirs restricted the flow of water northward creating flooding in the township. Modelling thereafter as part of the flood study confirmed that was the case so the water authority has agreed to undertake the works. The project is expected for completion next in April.

Fixing Country Roads Funding

Council has made an application for 6 projects. Applications closed 18 March 2019. Item 11.4 is a report for decision

Vicroads Update

Vicroads are preparing to do another significant upgrade to the Henty Highway in coming months near Batchica.

A tender has been awarded for 12.5km of Western Highway duplication between Buangor and Ararat and planning permission has been reinstated for that section. Work is due to commence in coming weeks.

Waste Management

Update regarding Recycling

Wimmera Mallee Waste are now delivering recyclables back into SKM Geelong, this is the first time after 5 weeks.

In Yarriambiack, no recyclables have gone to landfill which is a great credit to our contractor Wimmera Mallee Waste

The plan from here is to deliver around a load a day for the first week, then after that time double shift the truck and so deliver two loads per day until our stockpile is gone. This should take about four weeks.

Contracts

- C238/2019 - Replacement of Air Conditioning System – Council received four (4) tenders, currently being evaluated by Council Staff
- C241/2019 – Construction of Hard Waste Disposal Shed at Warracknabeal Transfer Station – Tenders have closed – To be Evaluated
- C242/2019 – Banking Services – To be advertised

Wimmera Regional Livestock Exchange

Sale held February 27th – 5084 head

Sale held March 13th – 4471 head

Caravan Park Occupancy - February 2019

State	Warracknabeal	Hopetoun	Murtoa
VIC	102	65	71
WA	1	2	0
TAS	0	0	0
SA	13	2	17
QLD	11	3	7
NT	1	0	0
NSW	20	62	7
ACT	0	0	1
International	0	0	0
Permanents	4	N/A	N/A
TOTAL	152	134	103

10.5 General Manager of Community Services & Development - Gavin Blinman

Kindergartens

Glenda has commenced working with early year's staff and has organized the first stage of the school readiness training for kindergarten staff.

We have been informed we will receive funding for 3 year old next year for up to 15 hours per week. The issue will be around our staffing resource.

At Warracknabeal our numbers of 4 year olds will be up again so we may need to look at our room space.

Environmental Health/ Local Laws prepared by Tim Rose and Craig Byron

Extensive work has been undertaken to review current legislation and compliance measures required to register caravan parks under the Residential Tenancies Act. Meetings have been and are continuing to take place with committees and relevant Council staff regarding the renewal of their caravan park registrations.

Lake Marma has experienced a blue green algae bloom since mid December 2018. The lake has been continually monitored on a weekly basis since the bloom was identified. Council has also taken multiple samples to determine the risk posed to users of the water body. The most recent sample has revealed that BGA levels in Lake Marma have returned to safe levels. However, as per Council policy, two declining samples below the threshold are required before the signage can be removed. All other weir pools have been sampled.

- On Thursday the 15th of March in the Horsham Magistrate's Court; Council successfully prosecuted a Murtoa Resident who had not complied with a Fire Prevention Notice issued to him last September. He pleaded Guilty and was given until the 6th of May (date of adjournment to next hearing date for sentencing) to clean up the property.

This is a reasonably good result as we may use it as a test case for similar types of offenders; who, despite our leniency and assistance with Tip Vouchers etc still do not make any effort to clean up their properties.

- Have begun issuing Schedule 13 Permit to Burns; not the demand of previous years as stubble fuel loads are less. This is still a big responsibility for Council and will need a review prior to next fire season.
- Finished Fire Prevention Inspections – There were a few properties that received 2nd Notices for the Fire Season, partly because of the rain we received in December and partly because they fail to realise that they are required to maintain their properties for the duration of the Fire Danger Period
- **Animal Registration Renewal period starts from April 10th; data has been sent to the printers and is in the process of being posted out.**

Aged and Disability Services Coordinator Report prepared by Lisa Dunkley

CHSP/OVER 65
 Domestic -357.70hrs
 Personal Care-117.93hrs
 Brokerage-111hrs
 Feb hrs down from January.

HACC/PYP/under 65
 Domestic -19.45 hrs
 Personal Care-4.08 hrs
 Brokerage-7.85 hr

We have applied for 2 Vicroads grants. One for a gopher safety program and the second for a seniors safe driving program. A presenter will be supplied to come to visit all seniors centres.

Volunteer Meals and Transport prepared by Alannah Lehmann**Transport**

For the month of February 2019 the Shire completed 4 drives and had 1 cancellation. This month elderly were mainly accessing services in Horsham
 The table below is a comparison over the last three years.

February 2019	4 drives, 1 cancellations
February 2018	13 drives, 1 cancellations
February 2017	15 drives, 2 cancellations

Meals on Wheels

February 2019	705 Meals
February 2018	660 Meals
February 2017	677 Meals

Meal Vouchers

February 2019	26 Vouchers
---------------	-------------

Assessment Officer Report prepared by Barb Whiteford/Hanna Butuyuyu

GENERAL

- Barb off for 1 week
- Ongoing issues with IT and My Aged Care platform dropping out

WAITLIST

- 6 with appointments scheduled for all clients

ASSESSMENTS COMPLETED

- Completed: 12
- Declined: 1
- LAHA Assessments: 1

REVIEWS COMPLETED

- Reviews: 14

EDUCATION & TRAINING

- Voluntary Assisted dying information Session at Horsham Town Hall 20/2/2019

Youth Report prepared by Murray McKenzie

The Motorkhana event at the Plumpton Reserve, Hopetoun, on the last Friday of the school term April 5th.. In Partnership with Hopetoun College and the Beat Heat Program and the Wimmera Off Road Drag Club, has unfortunately had to be held off until May.

Hannah French is doing a fantastic job with around 40 young people involved in the Endoreic Short Film Festival workshops. This will culminate on Thursday April 5th so please keep that evening free. Shawn Pendlebury and Maddy Cashill are doing an excellent job, event managing it, along with the YYAA. Hopetoun College SRC are organising the Colour Run and the Hopetoun Lioness Club are running a BBQ.

We applied for 2 Vic Roads grants to have positive messages from young people about road safety.

We have put in a proposal for the some funding to Mark Sultana of the Department of Justice and Community Safety

Drones were collected from the Minyip Primary School and taken to Beulah.

Thrive not Survive Yarriambiack- Drone workshops will be Term 2 Hopetoun and Term 3 Murtoa and Term 4 Warracknabeal.

We have enough numbers to support a Rural Industries Skill Training, free Shearing and Wool Handling Session to be held at Hopetoun next term we are awaiting a date and confirmation it will run.

Yarriambiack Shire Council's, Let's Scoot and Skate Mate event to happen as part of our Youth Week April 7th and 8th. There will be Scooter demonstrations by local star Cody Richards and Come and Try Skateboard sessions with Renton Miller on Sunday the 7th before the competition on Monday the 8th of April.

Supported Playgroups prepared by Kathryn Camilleri

As the end of the term 1 is coming quickly to an end, I have some great Playgroup numbers. Hopetoun has 6 families - 10 children and Warracknabeal has about 5-8 families which is fantastic.

After some feedback from parents in Warracknabeal, I will look towards transitioning away from the Warracknabeal group and allow them to run it themselves. I will look towards supporting back down south.

I am still working with 4 families in the in home visit space

Project Report prepared by Andrea Stepney

Project	Description	Status	Stage	% comp
Energy Saver Project	Detailed facility audits	Sustainability Victoria - Reports completed and project acquitted. Project value \$19k	Completed	100
Beulah Cabins	Installations of two cabins at caravan park	Completion due 30/4/19. Expected completion 29/3/19. Project \$120k	Construction	95
W'beal Town Hall Strong Foundations Project	Replacement, renew floors, wall & ceiling repair	Awaiting permit exemption from Heritage Victoria. Project commencement expected 8/4/19. Project \$130k	Initiation	95
E-Rup Retail Development	Development of Rupanyup Retail Precinct	Funding agreement RDV – executed (\$500k), DCP agreement executed (\$100k). Final stages of design & finance.	Initiation	75
Warracknabeal Leisure Centre	New court surfaces	Application to SPORTAUS successful. Awaiting funding agreement. Project value \$284K	Initiation	10
Warracknabeal Saleyards Upgrade Project	Major Refurbishment	BBRF Round 3 successful. Awaiting funding agreement. Project value \$272k	Initiation	10
Warracknabeal Town Hall	Kitchen Upgrade Upstairs toilets reinstatement.	Full refurbishment of kitchen facility and upstairs toilets. Currently obtaining quotes. Funded by YSC. Budget \$115k	Development	50
Warracknabeal Leisure Complex	Facility Upgrade - Gym	Scope pending user group consultation. Funded by YSC. Budget \$50k	Development	0

11 REPORTS FOR DECISION

11.1 Finance Report – Prepared by Anita McFarlane

Recommendation

The Finance Report as at February 2019 be received.

11.2 Revenue Report – Prepared by Chantelle Pitt

Recommendation

The Revenue Report as at March 2019 be received.

11.3 Capital Works Program 2018/2019 – Prepared by Joel Turner

Roads & Streets					
Urban Roads					
Project	Funding	% Completed	Start Date	Completion Date	Comments
South Street Minyip	Shire	100%	August	September	Seal shoulder starting Church St to Foundry St
Flood Levee Warracknabeal	Shire & State/Federal Gov	65%	August 2018		Asphalt sections of levee bank are now under construction
Rural Roads					
Dimboola Minyip Road	YSC/HRCC	0	April		1km x 6.6m Seal starting 10,315 metres from Geodetic Rd
Minyip Dimboola Road	Shire/Roads to Market	30%	February		Widen Shoulders 10.6kms starting Stawell Warracknabeal Rd
Minyip Banyena Road	Shire/Roads to Market	100%	November	December	1.47km x 6.6m Seal starting 6,955 metres from Stawell Warracknabeal Rd
Hopetoun Yaapeet Road	Shire/Roads to Market	100%	September	October	1.48km x 6.6m Seal starting near Yaapeet North Rd – hot mix intersection
Sea Lake Lascelles Road	Shire/Roads to Market	100%	November	January	1.28km of Seal starting 4,545 metres from Sunraysia Hwy
C Loats Road	R2R	100%	September	November	Seal 1.33km x 6.6m starting at Stawell Warracknabeal Rd
Coorong Swamp Rd	FCR	85%	February		Start construction on 1.59km from Donald Murtoa Rd

YARRIAMIACK SHIRE COUNCIL

COUNCIL MEETING

AGENDA

27 MARCH 2019

Bells Rd	FCR	100%	February	February	4kms, 5m gravel to 6.6m sealed road between Molyeaux Rd to Galaquil East Rd, Andersons gravel
----------	-----	------	----------	----------	---

Roads & Streets					
Urban Roads					
Project	Funding	% Completed	Start Date	Completion Date	Comments
South Street Minyip	Shire	100%	August	September	Seal shoulder starting Church St to Foundry St
Flood Levee Warracknabeal	Shire & State/Federal Gov	65%	August 2018		Asphalt sections of levee bank are now under construction
Rural Roads					
Dimboola Minyip Road	YSC/HRCC	0	April		1km x 6.6m Seal starting 10,315 metres from Geodetic Rd
Minyip Dimboola Road	Shire/Roads to Market	30%	February		Widen Shoulders 10.6kms starting Stawell Warracknabeal Rd
Minyip Banyena Road	Shire/Roads to Market	100%	November	December	1.47km x 6.6m Seal starting 6,955 metres from Stawell Warracknabeal Rd
Hopetoun Yaapeet Road	Shire/Roads to Market	100%	September	October	1.48km x 6.6m Seal starting near Yaapeet North Rd – hot mix intersection
Sea Lake Lascelles Road	Shire/Roads to Market	100%	November	January	1.28km of Seal starting 4,545 metres from Sunraysia Hwy
C Loats Road	R2R	100%	September	November	Seal 1.33km x 6.6m starting at Stawell Warracknabeal Rd
Coorong Swamp Rd	FCR	85%	February		Start construction on 1.59km from Donald Murtoa Rd

YARRIAMBIAK SHIRE COUNCIL

COUNCIL MEETING

AGENDA

27 MARCH 2019

Bells Rd	FCR	100%	February	February	4kms, 5m gravel to 6.6m sealed road between Molyeaux Rd to Galaquil East Rd, Andersons gravel
----------	-----	------	----------	----------	---

Footpaths					
Project	Funding	% Completed	Start Date	Completion Date	Comments
Anderson St Warracknabeal	Shire	0%	March		Upgrade path to concrete – 187m Werrigar St to Gardiner St
O'Brien St Warracknabeal	Shire	0%	February		Upgrade path to concrete – 81m Campbell St to Beggs St
Miller St Murtoa	Shire	0%	March		Construct new quarry dust path – 167m Marma St to Breen St
Lloyd St Murtoa	Shire	0%	March		Construct new quarry dust path – 210m TBA
Austin St Hopetoun	Shire	0%	May		Construct new quarry dust path – 55m Lake Lascelles to Hope Rd
Kelsall St Warracknabeal	Shire	0%	February		Construct new quarry dust path – 144m between Rainbow Rd to Devereux St
Kelsall St Warracknabeal	Shire	0%	February		Construct new quarry dust path – 109m Scott St to Devereux St
Wood St Warracknabeal	Shire	0%	March		Construct new quarry dust path – 265m Hudgson St to Creek
Hopetoun St Beulah	Shire	0%	April		Construct new quarry dust path – 160m Higginbotham St to Lalor St
Hopetoun St Beulah	Shire	0%	April		Construct new quarry dust path – 105m School St to Higginbotham St
Hopetoun St Beulah	Shire	0%	April		Construct new quarry dust path – 160m Lalor St to Taverner St

YARRIAMIACK SHIRE COUNCIL

COUNCIL MEETING

AGENDA

27 MARCH 2019

Kerb & Channel					
<i>Project</i>	<i>Funding</i>	<i>% Completed</i>	<i>Start Date</i>	<i>Completion Date</i>	<i>Comments</i>
Hamilton St Murtoa	Shire	0%	April		Renew Kerbing left & right hand sides Breen St to Degenhardt St

Gravel Shoulders					
<i>Project</i>	<i>Funding</i>	<i>% Completed</i>	<i>Start Date</i>	<i>Completion Date</i>	<i>Comments</i>
Rosebery East Road	R2R	0%	March		4km starting 460 metres from Highway
Sheep Hills Kellalac Road	R2R	100%	January	February	3.2km starting 3km from Highway
Lascelles West Road	R2R	0%	March		1km starting 3,950 metres from Highway

Gravel Re-Sheets					
<i>Project</i>	<i>Funding</i>	<i>% Completed</i>	<i>Start Date</i>	<i>Completion Date</i>	<i>Comments</i>
Alisa Road	R2R	0%	May		1.83km starting 7.3km from Borung Hwy Drums Sandstone
Bangerang Road	Shire	0%	April		600 metres starting 23.270km from Henty Hwy Hewitts Sandstone
Daveys Road	Shire	100%	August	August	870 metres starting 7.82km from Donald Murtoa Rd Drums Sandstone
Cannum Five Chain Road	Shire	100%	February	February	660 metres starting 2.5km from Blue Ribbon Rd Hewitts Sandstone
Delavedovas Road	R2R	40%	February		2.4km starting Donald Murtoa Rd Gre Gre Gravel
Donald Laen Road	R2R	100%	October	October	1.25km starting Minyip Rich Avon Rd Gre Gre Gravel

Gravel Re-Sheets (continued)

YARRIAMBIACK SHIRE COUNCIL

COUNCIL MEETING

AGENDA

27 MARCH 2019

Project	Funding	% Completed	Start Date	Completion Date	Comments
Dunlops Road	R2R	0%	February		1.09km starting 2.46km from Matheson Rd Gre Gre Gravel
F Krelle Road	Shire	0%	April		570 metres starting Minyip Banyena Rd Gre Gre Gravel
Hepworth Road	Shire/ Contractors	0%	April		710 metres starting 4.06km from Rupanyup Rd Gre Gre Gravel
Hopefields Road	Shire	0%	June		830 metres starting 1.28km from Murtoa Glenorchy Rd Gre Gre Gravel
Kewell East Road	Shire	0%	February		660 metres starting 2.18km from Stawell Warracknabeal Rd & 840 metres starting 4.47km from Stawell Warracknabeal Rd Drums Sandstone
Kewell School Road	Shire	0%	February		1.27km starting 3.05km from Donald Murtoa Rd Drums Sandstone
Lallat North Road	Shire	0%	February		1.64km starting 1.84km from Stawell Warracknabeal Rd Drums Sandstone
Lawler Road	Shire/ Contractors	0%	March		1.52km from end of seal Boolite Sheep Hills Rd Gre Gre Gravel
Loeligers Road	R2R/ Contractors	0%	March		1.12km starting 3.21km from Horsham Lubeck Rd Gre Gre Gravel
Mellis Road	Shire	0%	June		1km starting 16.77km from Stawell Warracknabeal Rd Hewitts Sandstone
Minyip Rich Avon Road	Shire	100%	October	October	460 metres starting Stawell Warracknabeal Rd Gravel
Morgans Rd	R2R	100%	September	September	1.63km starting 3.25km from Dalcross Rd Gravel
Roscrea Rd	Shire	100%	February	February	839 metres starting Longerenong Rd Drums Sandstone
Schultzs Road 2	Shire	0%	March		1.36km starting Donald Murtoa Rd Drums Sandstone
Gravel Re-Sheets (continued)					

YARRIAMBIAK SHIRE COUNCIL

COUNCIL MEETING

AGENDA

27 MARCH 2019

Project	Funding	% Completed	Start Date	Completion Date	Comments
Wallup Hall Road	Shire	100%	December	January	2.5km starting Blue Ribbon Rd Drums Sandstone
Watsons Road	Shire	100%	July	July	760 metres starting Minyip Rich Avon Rd Gre Gre Gravel
Burdetts Road	Shire	100%	October	October	1.15km starting 1.6km from Hopetoun Yaapeet Rd Websters Gravel
Erhardts Road	R2R	100%	January	January	1.08km starting 2.52km from Birchip Rainbow Rd Andersons Gravel
Geodetic Road	Shire/ Hindmarsh shire	?	March		3.8km starting 24.525km from Wail East Rd
Goads Lane	Shire	0%	February		1.6km starting Brim West Rd Hewitts Sandstone
Goads Road	Shire	0%	February		840 metres starting 3.35km from Highway Hewitts Sandstone
Goyura East	Shire	0%	April		1.4km starting Innes Rd Websters Gravel
Hogans Road	Shire	0%	May		1.61km starting 2.42km from Hopetoun Rainbow Rd Websters Gravel
Hopevale Road	R2R	100%	October	October	1.45km starting Hopetoun Rainbow Rd Eys Gravel
Jim Jollys Road	R2R	100%	September	September	1.22km starting 1.29km from Sea Lake Patchewollock Rd Moles Gravel
Lascelles East Road	R2R	100%	August	August	2.2km starting 7.4km from Lascelles Sea Lake Rd Andersons Gravel
McFarlanes Road	Shire	0%	April		1.22km starting 2.75km from Highway Hewitts Sandstone
McLeans Lane	Shire	50%	February		1km starting Galaquil East Rd Websters Gravel

Gravel Re-Sheets (continued)					
Project	Funding	% Completed	Start Date	Completion Date	Comments
Michael Road	R2R	100%	August	August	2.58km starting from Pohlner Rd Andersons Gravel
Phelans Road	Shire	100%	December	January	620 metres starting 1.23km from Birchip Beulah Rd Andersons Gravel
Rosebery East Road	R2R	100%	November	November	1.41km starting 11.345km from Highway Clugstons Gravel
Shearing Shed Road	Shire	0%	May		1.62km starting Patchewollock Sea Lake Rd Burns Gravel
Turriff East Road	Shire	0%	May		1.41km starting 4.36km from Sunraysia Hwy Burns Gravel
Wirrbibial Road	Shire	100%	November	November	1.74km starting 2.55km from Cambacanya Rd Websters Gravel
Woodwards Road	Shire	100%	February	February	600 metres starting 1km from Beyal Rd Hewitts Sandstone
Yaapeet Kenmare Road	R2R	100%	September	September	2.25km starting 9.77km from Cowan St Eys Gravel

Construction Works Commenced:

- Bells Road has Completed February
- Coorong Swamp Road has Commenced in February nearing completion

Other Works:

- Spraying weeds around gravel pits
- Maintenance of fire tanks – Complete
- Shoulder grading currently
- Minyip North, Murtoa North/South dirt maintenance grading
- Road sweeping patching council wide – Continuous
- Line marking around Warracknabeal
- Repaired Yaapeet North road with Polycom stabiliser

Recommendation

The Capital Works Report as at February 2019 be received.

11.4 Fixing Country Roads Funding (FCR) - James Magee

Council has made an application for funding to the State Government through the Fixing Country Roads Grant for reconstruction and or widening of sections of the following roads;

Beyal Road	1000m
Hopetoun Yaapeet Road	1000m
Yaapeet Kenmare Road	1000m
Burrum North Road	1600m
Banyena Pimpinio Road	1500m
Lah West Road	1200m

Applications closed 5.00pm 18 March 2019 and Councils were able to apply for up to 1.5 million with a matching contribution with the State government providing \$ 70 million in funding available to regional and rural councils.

Council has gone for the full \$1.5 million in the application however the process is competitive and Council is required to co contribute.

Community Considerations

The roads chosen are freight routes, school bus routes or link roads and are justified for upgrade.

Environmental Considerations

No vegetation is required for removal on any of the projects

Financial and Risk Considerations

Council is applying for \$1,542,922 under the FCR program. Council is required to confirm a contribution of \$771,461 toward the project. This fits in with the proposed draft budget capital works program for the 19/20 financial year.

Recommendation

That Council ratifies the actions of the General Manager Infrastructure and Planning in submitting the listed applications and confirms a Council contribution towards the reconstruction works of \$771,461

**11.5 Withdraw from the Victorian Government Home and Community Program for Young People and volunteer transport as at 30 June, 2019
Prepared by Gavin Blinman**

The Yarriambiack Shire Council like many Victorian Councils has provided Home and Community Care over a number of years. Changes to the funding model between the State and Federal Governments in 2016 along with a change in the service deliver model have seen a gradual decline in the number of residents accessing services.

In particular the State Government under the new arrangements continued to fund Home and Community Care services to people under 65 and the introduction of NDIS to the region saw many of these clients in the Yarriambiack transition to that service if eligible.

2008 HACC figures, which included residents of all ages saw Yarriambiack Shire providing, in excess of 30,000 client hours. In 2018, Council provided 774 client hours to under 65's and 9,177 client hours to over 65.

Council is committed to its ageing population and will continue to provide over 65s with Home and Community Care services through the Commonwealth Home Support Program for which it has guaranteed funding until June 30 2020.

There are currently four clients being serviced by Council in the under 65's aged bracket with the state funding and two of those are receiving Meals on Wheels which they could continue to receive if they pay full cost (an additional \$3 per meal). If Council decides to withdraw, the other two clients will be provided with support to transition to alternative arrangements including potential brokered care packages.

Council has also provided volunteer transport for eligible residents to attend medical appointments. This was previously funded through the Federal Government under the old health alliance model. For the last two financial years Council has not received funding for volunteer transport and has solely borne the cost of approximately \$61,000 to run the service.

As at 30 June this year if Council continues to offer the service two new vehicles will need to be purchased to ensure they remain appropriate to transport patients and this will be at a capital cost of over \$50,000.

Council has actively sought funding to provide costs for both capital and operating costs of running the volunteer transport service and has not been successful.

The council volunteer transport service makes approx 115 trips per year with the overwhelming majority of those made to Horsham. There are approximately 45 clients who use the service per year to make regular health appointments. It is recommended that if Council cease the service that we write to all residents who have accessed the service over the last two years and advise them that the service is no longer being provided and what their alternatives are.

Council would also write to the GPs and relevant hospitals that refer and receive our residents asking them to make their medical appointments with full regard given to transport and accessibility.

It is recommended that Yarriambiack Shire Council in taking these two decision work closely with all those impacted to ensure that they have access to alternative services where appropriate and that we continue to advocate strongly for equitable access to health alongside our health services.

In addition Council is committed to continuing the service to over 65's through CHSP as long as we are appropriately funded and contractually able to as it provides a much needed and utilised service within our community.

Recommendations:

That Yarriambiack Shire Council provides notice to the Department of Health and Human Services that it intends to cease provision of service and not renew its funding agreement from June 30 2019

That as at June 30 2019 Yarriambiack Shire Council cease the transport to medical appointment service.

12 GENERAL BUSINESS (including strategic direction and specific issues)

13 CLOSED SESSION

14 MINUTES FROM MEETINGS

15 ATTACHMENTS / REPORTS

Income Statement by Resources
Income Statement by Department
Summary of Major Income and Expenses by Resources for February
Capital Expenditure for February
Summary of Capital Works for February
Balance Sheet as at 31 February
Summary of Balance Sheet as at 31 February
Rates Report as at March

16 NEXT MEETING

The next meeting of Council will be held on Wednesday, 24 April 2019 at 9:30am at Warracknabeal.

17 CLOSE

_____ **Mayor**

YARRIAMBIACK SHIRE COUNCIL
INCOME STATEMENT BY RESOURCES
FOR FEBRUARY 2019

	February Actuals	2018/2019 Budget	YTD Actuals	Forecast	YTD Variance	YTD % Variance
Income						
Asset Disposal & Fair Value Adjustments	\$ (818)	\$ (316,000)	\$ (106,409)	\$ (322,000)	\$ (209,591)	66%
Contributions, Donations & Reimbursement	\$ (17,682)	\$ (289,678)	\$ (214,402)	\$ (350,316)	\$ (75,276)	26%
Government Grants & Charges	\$ (1,177,452)	\$ (9,913,657)	\$ (6,209,937)	\$ (9,862,494)	\$ (3,703,720)	37%
Interest Income	\$ (5,556)	\$ (89,245)	\$ (48,671)	\$ (89,221)	\$ (40,574)	45%
Rates & Charges	\$ 4,415	\$ (12,183,053)	\$ (13,190,123)	\$ (12,254,148)	\$ 1,007,070	(8%)
User Charges, Fees & Fines	\$ (95)	\$ (1,132,475)	\$ (750)	\$ (10,800)	\$ (1,131,725)	100%
Other Income	\$ (62,313)	\$ -	\$ (699,005)	\$ (1,198,689)	\$ 699,005	0%
Income Total	\$ (1,259,502)	\$ (23,924,108)	\$ (20,469,298)	\$ (24,087,668)	\$ (3,454,810)	14%
Expenditure						
Asset Disposal & Fair Value Adjustments	\$ -	\$ 338,071	\$ -	\$ 338,071	\$ 338,071	0%
Bad & Doubtful Debts	\$ -	\$ 500	\$ -	\$ 500	\$ 500	0%
Contributions & Donations	\$ 22,655	\$ 802,661	\$ 695,654	\$ 790,463	\$ 107,007	13%
Depreciation Amortisation & Impairment	\$ -	\$ 7,035,311	\$ -	\$ 6,015,193	\$ 7,035,311	100%
Employee Costs	\$ 673,143	\$ 8,692,053	\$ 6,011,198	\$ 8,673,800	\$ 2,680,855	31%
Finance Costs	\$ 1	\$ 75,515	\$ 5	\$ 10,010	\$ 75,510	100%
Materials	\$ 315,943	\$ 6,119,123	\$ 3,024,571	\$ 4,952,169	\$ 3,094,552	51%
Other Expenses	\$ 92,302	\$ 1,413,287	\$ 1,082,856	\$ 1,387,990	\$ 330,431	23%
Expenditure Total	\$ 1,104,044	\$ 24,476,521	\$ 10,814,284	\$ 22,168,196	\$ 13,662,237	56%
Total	\$ (155,458)	\$ 552,413	\$ (9,655,014)	\$ (1,919,472)	\$ 10,207,427	

YARRIAMBIAK SHIRE COUNCIL
INCOME STATEMENT BY DEPARTMENT
FOR FEBRUARY 2019

	February Actuals	2018/2019 Budget	YTD Actuals	Forecast	YTD Variance	YTD % Variance
Income						
Community Services	\$ (231,369)	\$ (2,383,136)	\$ (1,940,517)	\$ (2,803,457)	\$ (442,619)	19%
Corporate Services	\$ (691,287)	\$ (16,207,365)	\$ (14,247,836)	\$ (14,063,004)	\$ (1,959,529)	12%
Economic Development	\$ (18,331)	\$ (475,927)	\$ (229,024)	\$ (410,727)	\$ (246,903)	52%
Engineering	\$ (247,518)	\$ (2,540,429)	\$ (2,334,009)	\$ (4,544,667)	\$ (206,420)	8%
Recreation & Culture & Leisure	\$ (3,998)	\$ (307,384)	\$ (143,142)	\$ (299,290)	\$ (164,242)	53%
Regulatory Services	\$ (8,679)	\$ (163,300)	\$ (111,612)	\$ (197,172)	\$ (51,688)	0%
Waste & Environment	\$ (58,319)	\$ (1,846,567)	\$ (1,463,159)	\$ (1,769,351)	\$ (383,408)	21%
Income Total	\$ (1,259,502)	\$ (23,924,108)	\$ (20,469,298)	\$ (24,087,668)	\$ (3,454,810)	14%
Expenditure						
Community Services	\$ 184,423	\$ 2,965,997	\$ 1,773,110	\$ 2,946,258	\$ 1,192,887	40%
Corporate Services	\$ 97,454	\$ 1,949,349	\$ 1,241,076	\$ 1,861,839	\$ 708,273	0%
Economic Development	\$ 38,920	\$ 954,514	\$ 548,646	\$ 1,004,417	\$ 405,868	43%
Engineering	\$ 501,018	\$ 12,468,551	\$ 3,828,851	\$ 10,836,228	\$ 8,639,700	69%
Governance	\$ 49,516	\$ 1,085,292	\$ 690,142	\$ 1,120,969	\$ 395,150	36%
Recreation & Culture & Leisure	\$ 18,045	\$ 1,848,746	\$ 903,389	\$ 1,528,025	\$ 945,357	51%
Regulatory Services	\$ 37,524	\$ 582,206	\$ 325,586	\$ 558,986	\$ 256,620	44%
Waste & Environment	\$ 177,144	\$ 2,621,866	\$ 1,503,485	\$ 2,311,474	\$ 1,118,381	43%
Expenditure Total	\$ 1,104,044	\$ 24,476,521	\$ 10,814,284	\$ 22,168,196	\$ 13,662,237	56%
Total	\$ (155,458)	\$ 552,413	\$ (9,655,014)	\$ (1,919,472)	\$ 10,207,427	

Yarriambiack Shire Council
Summary of major Income and Expenses by Resources for February

Income			
Asset Disposals & Fair Adjustments		\$ 818	
Rates & Charges	Pensioner Concession	\$ (4,415)	
Contribution & Donations	Income protection staff contribution	\$ 5,819	
	Long Service Leave - Other Councils	\$ 10,321	
	Staff Fuel Recoupment	\$ 1,343	
	Youth Program Recoupment	\$ 200	
Government Grants & Charges	Grants Commission Capital Grant	\$ 416,062	
	Grants Commission Local Roads Grant	\$ 254,840	
	Dept of Education & Training - Preschools (State)	\$ 136,595	
	Dept of Education & Training - Maternal & Child Health (State)	\$ 27,531	
	CIR - Immunizations	\$ 186	
	Regional Development - Woomelang Town Hall Upgrade (Drought Funding) (Cwealth)	\$ 23,813	
	Dept of Health - HACC grants (State)	\$ 15,929	
	Dept of Health - Meals On Wheels grants (State)	\$ 464	
	Dept of Health - Senior Citizens grants (State)	\$ 1,031	
	MAV - Tobacco Funding	\$ 5,750	
	Sustainability Victoria - E-Waste Infrastructure Upgrade Hopetoun - Milestone 1	\$ 17,250	
	Sustainability Victoria - E-Waste Infrastructure Upgrade Warracknabeal - Milestone 1	\$ 17,250	
	Sustainability Victoria - E-Waste Infrastructure Upgrade Murtoa - Milestone 1	\$ 17,250	
	Wimmera Mallee Tourism - BBRF Application Preparation - inst 1	\$ 2,500	
	DEDJTR - Local Roads to Market inst 2 Hopetoun Yaapeet Road	\$ 138,000	
	DEDJTR - Local Roads to Market inst 2 Sea Lake Lascelles Road	\$ 103,000	
	Interest Income	Interest on investments	\$ 5,356
		Interest on rates & FSPL	\$ 201
	User Charges	Caravan Park Fees	\$ 7,805
		Leaseback	\$ 6,045
Property Leases		\$ 88	
Sporting Fees		\$ 1,027	
Building Fees & Permits		\$ 5,396	
Rates Certificates		\$ 842	
Planning Permits		\$ 2,880	
Waste Disposal Fees		\$ 6,156	
HACC & Brokerage Fees		\$ 18,282	
Saleyard Fees		\$ 3,345	
Road Opening/Closure Fees		\$ 300	
Membership		\$ 332	
Animal Fees & charges		\$ 291	
Other Income		\$ 7,016	
Total Income for February		\$ 1,259,502	

Expenses		
Employee Costs	Salaries & Wages & Oncosts (includes Annual Leave, Sick Leave, Long Service Leave etc)	\$ 593,454
	Workcover	\$ 3,111
	Superannuation	\$ 52,313
	Allowances	\$ 15,476
	Travelling	\$ 4,362
	Staff Clothing	\$ 660
	Conferences & Training	\$ 3,425
	Other costs	\$ 343
Materials	Contracts - (includes Wimmera Mallee Waste, Civica, Skillinvest, Simpson Personnel, Horsham Rural City Council etc)	\$ 183,462
	Materials	\$ 69,356
	Consultants	\$ 36,712
	Plant Hire External	\$ 6,407
	Plant Hire Internal	\$ (69,531)
	Power	\$ 9,762
	Telephone	\$ 10,680
	Meeting Expenses	\$ 445
	Tools & Equipment	\$ 4,835
	Catering Expenses	\$ 472
	Radio Charges	\$ 1,693
	Cost of Meals	\$ 12,863
	Fuel	\$ 48,018
	Contributions & Donations	Murtoa Kindergarten - Annual contribution
Minyip Preschool - Annual contribution		\$ 2,000
Warracknabeal Memorial Kindergarten - Annual contribution		\$ 2,000
Rupanyup Kindergarten - Annual contribution		\$ 2,000
Beulah Preschool - Annual contribution		\$ 2,000
Murtoa Mechanics Institute - Rent of clubrooms		\$ 1,040
Hopetoun Preschool		\$ 2,000
Brim Lions Club - Annual contribution for weir pool		\$ 5,615
Yarrilinks - Tree planting day supplies	\$ 3,300	
Other Expenses	Bank Fees	\$ 6,400
	OH& S Supplies	\$ 3,508
	Advertising	\$ 4,804
	Lease Expenses	\$ 36,500
	Postage	\$ 2,671
	Stationery	\$ 869
	Water	\$ 7,487
	Subscriptions	\$ 4,500
	Legal Services	\$ 1,232
	Public Liability	\$ 20,000
Printing & Photocopying	\$ 4,331	
Total Expenses for February		\$ 1,104,044

YARRIAMBIACK SHIRE COUNCIL
CAPITAL EXPENDITURE FOR FEBRUARY 2019

	February Actuals	2018/2019 Budget	YTD Actuals	Forecast	YTD Variance	YTD % Variance
01929 - Administration - Capital						
0900 - Building Capital Works	\$ 252	\$ 5,000	\$ 13,855	\$ 18,586	\$ (8,855)	(177%)
0910 - Furniture & Equipment Capital Works	\$ 273	\$ 2,000	\$ 30,411	\$ 31,000	\$ (28,411)	(1421%)
01939 - Asset Management - Capital						
0900 - Building Capital Works	\$ 41,272	\$ 11,000	\$ 48,196	\$ 55,000	\$ (37,196)	(338%)
0920 - Computer / IT Capital Works	\$ -	\$ 6,000	\$ -	\$ 6,000	\$ 6,000	100%
01949 - Information Technology - Capital						
0920 - Computer / IT Capital Works	\$ -	\$ 42,000	\$ 13,303	\$ 42,000	\$ 28,697	68%
02919 - HACC Administration - Capital						
0910 - Furniture & Equipment Capital Works	\$ -	\$ -	\$ -	\$ -	\$ -	0%
0920 - Computer / IT Capital Works	\$ -	\$ -	\$ 3,751	\$ 3,751	\$ (3,751)	0%
02000 - Housing						
0900 - Building Capital Works	\$ -	\$ -	\$ 20,500	\$ 20,500	\$ (20,500)	0%
02929 - MECC - Capital						
0910 - Furniture & Equipment Capital Works	\$ -	\$ 1,000	\$ -	\$ -	\$ 1,000	100%
02939 - Senior Citizens - Capital						
0900 - Building Capital Works	\$ -	\$ 5,000	\$ -	\$ 5,000	\$ 5,000	100%
02949 - Environmental Health - Capital						
0910 - Furniture & Equipment Capital Works	\$ -	\$ 2,000	\$ -	\$ 1,000	\$ 2,000	100%
02959 - Animal Pound - Capital						
0930 - Animal Pound - Capital Works	\$ -	\$ -	\$ -	\$ -	\$ -	0%
02969 - Maternal & Child Health - Capital						
0900 - Building Capital Works	\$ -	\$ 5,500	\$ -	\$ 5,500	\$ 5,500	100%
0920 - Computer / IT Capital Works	\$ -	\$ -	\$ 1,047	\$ 1,047	\$ (1,047)	0%
02979 - Fire Hydrants - Capital						
0965 - Fire Hydrants - Capital	\$ -	\$ -	\$ -	\$ -	\$ -	0%
02989 - Preschools - Capital						
0900 - Building Capital Works	\$ -	\$ 15,000	\$ -	\$ 5,500	\$ 15,000	100%
0920 - Computer / IT Capital Works	\$ -	\$ -	\$ -	\$ 1,500	\$ -	0%
03909 - Industrial Estate - Capital						
0905 - Industrial Estate Capital Works	\$ -	\$ -	\$ -	\$ -	\$ -	0%
03919 - Caravan Parks - Capital						
0900 - Building Capital Works	\$ -	\$ 40,000	\$ 6,498	\$ 40,000	\$ 33,502	84%
0910 - Furniture & Equipment Capital Works	\$ -	\$ 3,500	\$ -	\$ 3,500	\$ 3,500	100%
03929 - Public Amenities - Capital						
0900 - Building Capital Works	\$ -	\$ 5,000	\$ -	\$ -	\$ 5,000	100%
04909 - Historical Society - Capital						
0900 - Building Capital Works	\$ 5,000	\$ -	\$ 5,000	\$ 5,000	\$ (5,000)	0%
04929 - Library - Capital						
0900 - Building Capital Works	\$ 1,160	\$ -	\$ 2,615	\$ 2,615	\$ (2,615)	0%
04939 - Hall - Capital						
0900 - Building Capital Works	\$ -	\$ 65,000	\$ -	\$ 90,000	\$ 65,000	100%
05909 - Parks & Playgrounds - Capital						
0975 - Playground Capital Works	\$ -	\$ 10,000	\$ 16	\$ 10,000	\$ 9,984	100%
05919 - Recreation Reserve - Capital						
0900 - Building Capital Works	\$ -	\$ -	\$ -	\$ -	\$ -	0%
05939 - Swimming Pool - Capital						
0900 - Building Capital Works	\$ -	\$ 5,000	\$ -	\$ -	\$ 5,000	100%
05949 - Sporting Complex - Capital						
0900 - Building Capital Works	\$ -	\$ -	\$ 13,038	\$ 13,038	\$ (13,038)	0%
0910 - Furniture & Equipment Capital Works	\$ -	\$ -	\$ -	\$ -	\$ -	0%
05959 - Gymnasium - Capital						
0910 - Furniture & Equipment Capital Works	\$ -	\$ 4,000	\$ -	\$ 4,000	\$ 4,000	100%
05969 - Bowling Clubs - Capital						
0900 - Building Capital Works	\$ -	\$ -	\$ -	\$ -	\$ -	0%
06909 - Local Roads - Capital						
0935 - Urban Road Construction	\$ 235,927	\$ 474,502	\$ 403,077	\$ 512,000	\$ 71,425	15%
0940 - Rural Road Construction	\$ 175,347	\$ 1,766,001	\$ 2,050,714	\$ 1,836,091	\$ (284,713)	(16%)
0945 - Reseals	\$ -	\$ 429,637	\$ -	\$ 498,000	\$ 429,637	100%
0950 - Resheets	\$ 20,482	\$ 1,206,877	\$ 608,801	\$ 1,183,361	\$ 598,076	50%
0955 - Shoulder Resheets	\$ 23,827	\$ 251,904	\$ 157,254	\$ 759,525	\$ 94,650	38%
06919 - Footpath - Capital						
0980 - Footpath Construction	\$ -	\$ 70,667	\$ -	\$ 120,000	\$ 70,667	100%
06929 - Bridge - Capital						
0990 - Bridge Construction	\$ -	\$ -	\$ -	\$ -	\$ -	0%
06939 - Kerb & Channel - Capital						
0985 - Kerb & Channel Construction	\$ -	\$ 72,360	\$ -	\$ 200,000	\$ 72,360	100%
06959 - Aerodrome - Capital						
0900 - Building Capital Works	\$ 550,446	\$ -	\$ 570,336	\$ -	\$ (570,336)	0%
0950 - Resheets	\$ -	\$ 500,000	\$ -	\$ 500,000	\$ 500,000	100%

YARRIAMBIACK SHIRE COUNCIL
CAPITAL EXPENDITURE FOR FEBRUARY 2019

	February Actuals	2018/2019 Budget	YTD Actuals	Forecast	YTD Variance	YTD % Variance
06979 - Depot - Capital						
0900 - Building Capital Works	\$ -	\$ 120,000	\$ 13,636	\$ 95,000	\$ 106,364	89%
07909 - Drainage - Capital						
0995 - Drainage Construction	\$ 17,385	\$ 26,527	\$ 17,385	\$ 26,527	\$ 9,142	34%
07929 - Transfer Stations & Landfills - Capital						
0960 - Waste Site Capital Works	\$ -	\$ 300,000	\$ -	\$ 260,000	\$ 300,000	100%
08909 - Livestock Exchange - Capital						
0900 - Building Capital Works	\$ -	\$ 205,000	\$ 10,040	\$ 10,400	\$ 194,960	95%
69760 - Staff Vehicle Purchases						
6800 - Plant Purchases	\$ -	\$ 365,000	\$ 195,479	\$ 365,000	\$ 169,521	46%
69860 - Works Plant Purchases						
6800 - Plant Purchases	\$ -	\$ 975,000	\$ 85,344	\$ 900,000	\$ 889,656	91%
Total	\$ 1,071,370	\$6,990,475	\$ 4,270,296	\$ 7,630,441	\$ 2,720,179	

**Yarriambiack Shire Council
Summary of Capital Works for February**

Capital Work		
Tech Services	Painting, floor coverings and renovations of the Tech Office	\$ 41,272
Historical	Deposit for the purchase of the Hopetoun CFA Building	\$ 5,000
Library	Library entrance doors	\$ 1,276
Drainage	Craig Avenue Warracknabeal	\$ 12,205
	Asquith Avenue Warracknabeal	\$ 5,180
Urban Road Construction	Craig Avenue Warracknabeal	\$ 235,927
Rural Road Construction	Hopetoun Yaapeet Road	\$ 5,535
	Coorong Swamp Road	\$ 60,738
	Bells Road	\$ 104,285
	Lascelles Sea Lake Road	\$ 4,789
Resheets	Roscrea Road	\$ 1,400
	Hopefields Road	\$ 1,400
	Delavedovas Road	\$ 15,140
	Donald Laen Road	\$ 1,400
	Wallup Hall Road	\$ 140
	Cannum 5 Chain Road	\$ 1,001
Shoulder Resheets	Sheep Hills Kellalac Road	\$ 23,827
Aerodrome	Resurfacing of Hopetoun Aerodrome Runway	\$ 550,446
Staff Vehicles	Holden Acadia LTZ Wagon	
	Mitsubishi Outlander LS Wagon	
Total Capital Works for February		\$1,071,370

YARRIAMBIACK SHIRE COUNCIL

BALANCE SHEET AS AT 28th FEBRUARY 2019

	February Actuals	2018/2019 Budget	YTD Actuals	Forecast	YTD Variance	YTD % Variance
Current Assets						
Cash & Cash Equivalents Investments	\$ 7,705,865	\$ 3,573,000	\$ 11,822,330	\$ 3,573,000	\$ (8,249,330)	(231%)
Rate Debtors	\$ (8,254,920)	\$ 1,053,000	\$ 2,863,416	\$ 1,053,000	\$ (1,810,416)	(172%)
Debtors	\$ 187,828	\$ 450,000	\$ 467,669	\$ 450,000	\$ (17,669)	0%
Other Current Accrued Assets	\$ 10,026	\$ 1,206,000	\$ 79,786	\$ 1,206,000	\$ 1,126,214	93%
Inventory On Hand	\$ 88,314	\$ 765,000	\$ 634,729	\$ 765,000	\$ 130,271	17%
Assets Held for Resale	\$ -	\$ 30,000	\$ 29,974	\$ 30,000	\$ 26	0%
Current Assets Total	\$ (262,887)	\$ 7,077,000	\$ 15,897,904	\$ 7,077,000	\$ (8,820,904)	
Non Current Assets						
Non Current Debtors	\$ -	\$ 1,000	\$ -	\$ 1,000	\$ 1,000	0%
Investments	\$ -	\$ 496,000	\$ 533,738	\$ 496,000	\$ (37,738)	0%
Fixed Assets	\$ 1,071,370	\$ 163,692,000	\$ 146,468,351	\$ 163,692,000	\$ 17,223,649	11%
Non Current Assets Total	\$ 1,071,370	\$ 164,189,000	\$ 147,002,089	\$ 164,189,000	\$ 17,186,911	
TOTAL ASSETS	\$ 808,483	\$ 171,266,000	\$ 162,899,993	\$ 171,266,000	\$ 8,366,007	
Current Liabilities						
Creditors	\$ 1,343,947	\$ 1,707,000	\$ 2,895,102	\$ 1,707,000	\$ (1,188,102)	(70%)
Current Loans	\$ -	\$ 21,000	\$ 20,870	\$ 21,000	\$ 130	1%
Short Term Provisions	\$ -	\$ 3,000,000	\$ 3,505,004	\$ 3,000,000	\$ (505,004)	(17%)
Trust & Deposits	\$ (692,661)	\$ 20,000	\$ (906,273)	\$ 20,000	\$ 926,273	0%
Current Liabilities Total	\$ 651,286	\$ 4,748,000	\$ 5,514,703	\$ 4,748,000	\$ (766,703)	
Non Current Liabilities						
Long Term Provisions	\$ -	\$ 482,000	\$ 464,417	\$ 482,000	\$ 17,583	4%
Non Current Loans	\$ 1,739	\$ 79,000	\$ 86,287	\$ 79,000	\$ (7,287)	0%
Non Current Liabilities Total	\$ 1,739	\$ 561,000	\$ 550,704	\$ 561,000	\$ 10,296	
TOTAL LIABILITIES	\$ 653,025	\$ 5,309,000	\$ 6,065,407	\$ 5,309,000	\$ (756,407)	
NET ASSETS	\$ 155,458	\$ 165,957,000	\$ 156,834,586	\$ 165,957,000	\$ 9,122,414	
Current Assets						
Accumulated Surplus/Deficit	\$ 155,458	\$ 61,900,000	\$ 75,585,815	\$ 61,900,000	\$ (13,685,815)	(22%)
Asset Revaluation Reserve	\$ -	\$ 104,057,000	\$ 81,248,771	\$ 104,057,000	\$ 22,808,229	22%
TOTAL EQUITY	\$ 155,458	\$ 165,957,000	\$ 156,834,586	\$ 165,957,000	\$ 9,122,414	

Investments

Bendigo Bank	\$ 346,896.09	2.30%	03/04/2019
Commonwealth Bank	\$ 135,612.27	2.60%	01/09/2019
National Australia Bank	\$ 239,339.79	2.70%	14/07/2019
AMP (oncall)	\$ 420.39		Oncall
	\$ 722,268.54		

Loans

Porter Plant - Street Sweeper	\$ 107,157	5 years
-------------------------------	------------	---------

Yarriambiack Shire Council
Summary of Balance Sheet as at 28th February 2019

Assets		
Current Assets		YTD Actuals
Cash & Cash Equivalents	The general bank account had a balance of \$10.171 million at the 28th February. Council is holding \$324,924 in cash and investments of Section 86 Committees. Council has \$722,268 invested with the CBA, NAB, AMP and Bendigo Banks.	\$ 11,822,330
Rate Debtors	For the month of February Rate Debtors decreased by \$8.255 million. The full payment of rates were due on 15th February and the 3rd rate installment was due on the 28th February. Outstanding rates are still being pursued by debt collection agencies with some accounts advancing to the legal stage.	\$2,863,416
Debtors	General Debtors have increased by \$187,828 due mainly to \$23,813 being claimed for the Woomelang Hall drought funding project, \$138,000 claimed for the Local Roads to Market (Hopetoun Yaapeet Road) 2nd Instalment and \$103,000 claimed for the Local Roads to Market (Sea Lake Lascelles Road) 2nd Instalment.	\$467,669
Non Current Assets		
Fixed Assets	Increased by \$1,071,370 as per the Capital Works report.	\$146,468,351

Liabilities		
Current Liabilities		
Creditors	At the time of preparing this report all February invoices have been processed.	\$2,895,102
Net Assets		\$156,834,586

Rates Report - March 2019

Prepared by Chantelle Pitt

Rate Classification	2017/2018 Budget	2017/2018 Actuals	2018/2019 Budget	Actual YTD Receipts	Rebates	Outstanding Rates			
						Current	Arrears & Legals	Interest	Total
Commercial	\$ 329,952.32	\$ 314,333.31	\$ 359,251.86	\$ (322,643.58)	\$ (3,280.98)	\$ 46,808.12	\$ 55,717.03	\$ 31,677.47	\$ 134,202.62
Farmland	\$ 8,067,046.45	\$ 104,715.86	\$ 8,272,096.97	\$ (7,879,490.84)	\$ (3,156.03)	\$ 526,108.93	\$ 124,218.80	\$ 8,216.11	\$ 658,543.84
Residential	\$ 2,038,571.57	\$ 557,185.91	\$ 2,098,915.45	\$ (1,576,608.29)	\$ (124,311.70)	\$ 467,605.75	\$ 436,143.60	\$ 134,565.40	\$ 1,038,314.75
Total	\$ 10,435,570.34	\$ 976,235.08	\$ 10,730,264.28	\$ (9,778,742.71)	\$ (130,748.71)	\$ 1,040,522.80	\$ 616,079.43	\$ 174,458.98	\$ 1,831,061.21

Rate Classification	2017/2018 Budget	2017/2018 Actuals	2018/2019 Budget	Actual YTD Receipts	Rebates	Outstanding Rates			
						Current	Arrears & Legals	Interest	Total
Kerbside Garbage Charges	\$ 713,682.94	\$ 195,596.47	\$ 740,677.47	\$ (583,227.04)	\$ (37,668.27)	\$ 147,912.24	\$ 109,431.68	\$ 42,328.51	\$ 299,672.43
Kerbside Recycling Charges	\$ 361,705.40	\$ 96,630.29	\$ 394,258.80	\$ (296,330.99)	\$ (26,595.80)	\$ 88,856.51	\$ 57,900.55	\$ 12,803.08	\$ 159,560.14
Municipal Charge	\$ 357,641.57	\$ 176,825.27	\$ 366,685.92	\$ (280,596.07)	\$ (16,474.06)	\$ 82,517.77	\$ 120,466.93	\$ 37,191.88	\$ 240,176.58
Fire Services Fixed Charge	\$ 732,391.00	\$ 203,733.46	\$ 748,468.00	\$ (585,222.86)	\$ (45,100.00)	\$ 139,435.23	\$ 145,568.17	\$ 26,137.15	\$ 311,140.55
Fire Services Levy	\$ 487,711.25	\$ 26,871.90	\$ 363,449.08	\$ (344,735.19)	\$ -	\$ 27,867.31	\$ 14,095.50	\$ 1,559.03	\$ 43,521.84
Credits	\$ -	\$ -	\$ -	\$ 82,347.35	\$ -	\$ (71,197.92)	\$ -	\$ -	\$ (71,197.92)
Total	\$ 2,653,132.16	\$ 699,657.39	\$ 2,613,539.27	\$ (2,007,764.80)	\$ (125,838.13)	\$ 415,391.14	\$ 447,462.83	\$ 120,019.65	\$ 982,873.62

Grand Total	\$ 13,088,702.50	\$ 1,675,892.47	\$ 13,343,803.55	\$ (11,786,507.51)	\$ (256,586.84)	\$ 1,455,913.94	\$ 1,063,542.26	\$ 294,478.63	\$ 2,813,934.83
--------------------	-------------------------	------------------------	-------------------------	---------------------------	------------------------	------------------------	------------------------	----------------------	------------------------

Breakdown of Outstanding Rates by Ward

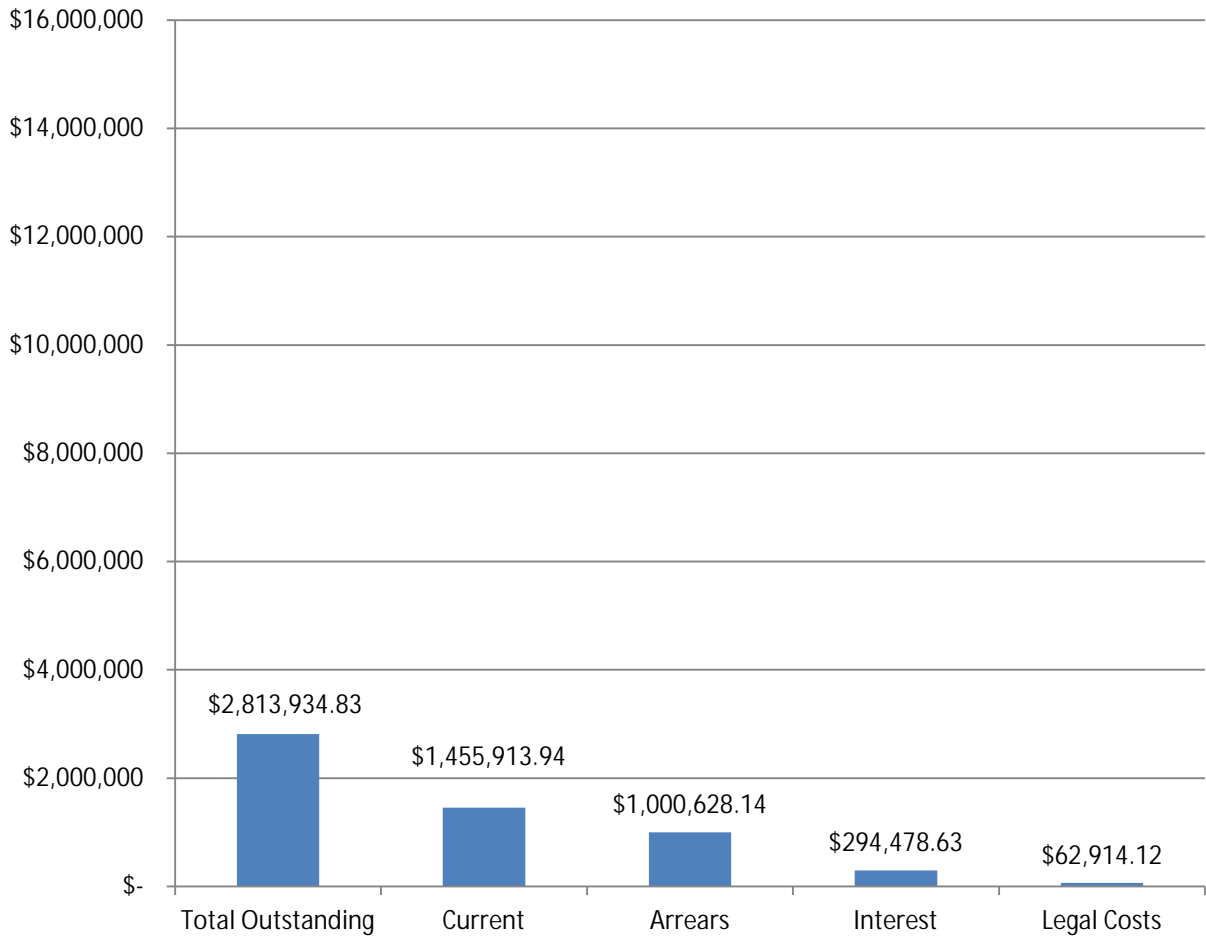
Dunmunkle Ward	2018/2019 Budget	Actual YTD Receipts	Rebates	Current	Arrears & Legals	Interest	Total
Commercial Rates	\$ 91,734.48	\$ (76,372.94)	\$ (1,747.70)	\$ 16,018.33	\$ 46,832.92	\$ 26,452.70	\$ 89,303.95
Farmland Rates	\$ 2,707,165.76	\$ (2,571,009.82)	\$ (573.72)	\$ 185,399.94	\$ 31,267.56	\$ 2,128.86	\$ 218,796.36
Residential Rates	\$ 635,601.98	\$ (462,907.19)	\$ (40,834.13)	\$ 156,169.52	\$ 138,843.65	\$ 33,996.46	\$ 329,009.63
Kerbside Garbage Charges	\$ 204,663.95	\$ (151,137.36)	\$ (12,420.59)	\$ 47,088.38	\$ 38,174.04	\$ 14,908.45	\$ 100,170.87
Kerbside Recycling Charges	\$ 118,484.60	\$ (84,894.18)	\$ (8,683.60)	\$ 29,450.48	\$ 19,805.84	\$ 4,826.16	\$ 54,082.48
Municipal Charge	\$ 106,781.76	\$ (80,195.06)	\$ (5,515.54)	\$ 24,588.17	\$ 28,487.01	\$ 7,846.97	\$ 60,922.15
Credits	\$ -	\$ 29,286.23	\$ -	\$ (21,994.26)	\$ -	\$ -	\$ (21,994.26)
Fire Services Fixed Charge	\$ 211,905.00	\$ (162,914.34)	\$ (14,800.00)	\$ 40,044.76	\$ 32,716.32	\$ 5,316.94	\$ 78,078.02
Fire Services Levy	\$ 114,148.67	\$ (107,400.83)	\$ -	\$ 9,845.05	\$ 5,388.60	\$ 736.07	\$ 15,969.72
Total	\$ 4,190,486.20	\$ (3,667,545.49)	\$ (84,575.28)	\$ 486,610.37	\$ 341,515.94	\$ 96,212.61	\$ 924,338.92

Hopetoun Ward	2018/2019 Budget	Actual YTD Receipts	Rebates	Current	Arrears & Legals	Interest	Total
Commercial Rates	\$ 103,416.09	\$ (97,765.61)	\$ (1,052.50)	\$ 6,483.61	\$ 4,019.63	\$ 4,456.39	\$ 14,959.63
Farmland Rates	\$ 2,725,075.76	\$ (2,574,949.37)	\$ (1,345.60)	\$ 196,910.63	\$ 41,765.99	\$ 3,067.66	\$ 241,744.28
Residential Rates	\$ 391,592.30	\$ (293,367.58)	\$ (30,213.90)	\$ 81,810.98	\$ 121,984.19	\$ 46,562.27	\$ 250,357.44
Kerbside Garbage Charges	\$ 165,887.92	\$ (128,254.57)	\$ (11,557.24)	\$ 33,439.32	\$ 37,053.55	\$ 18,620.74	\$ 89,113.61
Kerbside Recycling Charges	\$ 97,917.95	\$ (72,455.54)	\$ (8,336.09)	\$ 21,028.28	\$ 19,464.21	\$ 5,645.86	\$ 46,138.35
Municipal Charge	\$ 108,397.44	\$ (82,306.10)	\$ (5,169.45)	\$ 25,328.53	\$ 53,405.52	\$ 17,691.33	\$ 96,425.38
Credits	\$ -	\$ 9,450.29	\$ -	\$ (19,671.34)	\$ -	\$ -	\$ (19,671.34)
Fire Services Fixed Charge	\$ 230,731.00	\$ (181,643.00)	\$ (12,150.00)	\$ 44,032.49	\$ 63,702.20	\$ 12,558.97	\$ 120,293.66
Fire Services Levy	\$ 115,376.62	\$ (109,758.85)	\$ -	\$ 8,352.74	\$ 3,463.38	\$ 273.99	\$ 12,090.11
Total	\$ 3,938,395.08	\$ (3,531,050.33)	\$ (69,824.78)	\$ 397,715.24	\$ 344,858.67	\$ 108,877.21	\$ 851,451.12

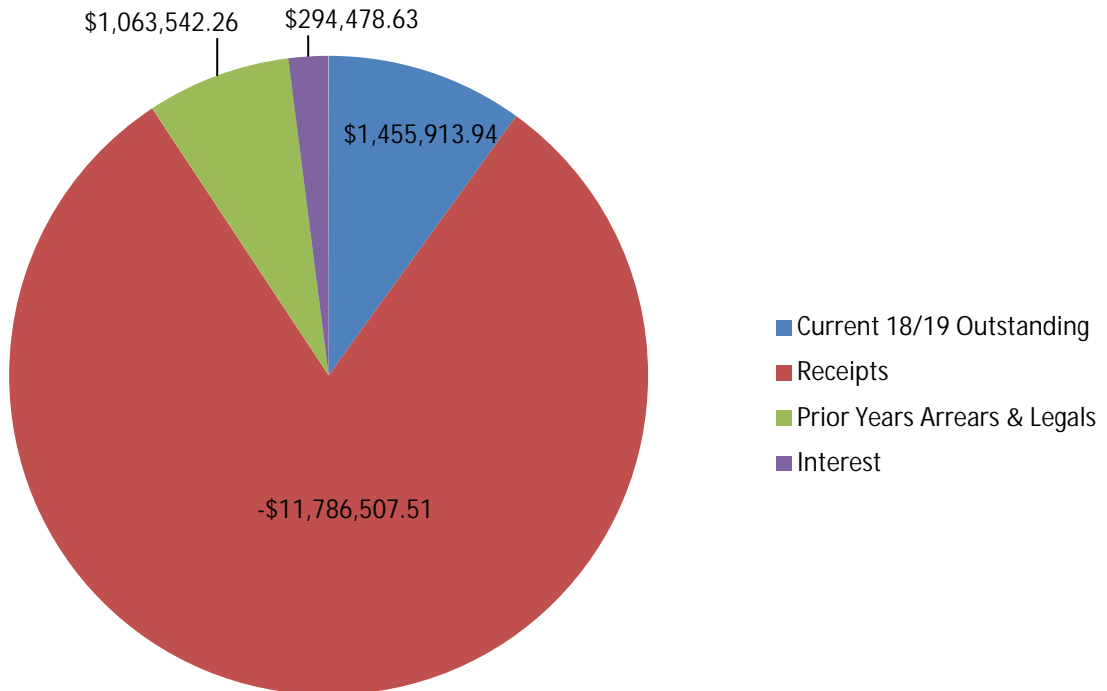
Warracknabeal Ward	2018/2019 Budget	Actual YTD Receipts	Rebates	Current	Arrears & Legals	Interest	Total
Commercial Rates	\$ 164,101.29	\$ (148,505.03)	\$ (480.78)	\$ 24,306.18	\$ 4,864.48	\$ 768.38	\$ 29,939.04
Farmland Rates	\$ 2,839,855.45	\$ (2,733,531.65)	\$ (1,236.71)	\$ 143,798.36	\$ 59,521.38	\$ 20,901.00	\$ 224,220.74
Residential Rates	\$ 1,071,721.17	\$ (820,333.52)	\$ (53,263.67)	\$ 229,625.25	\$ 166,979.63	\$ 36,125.26	\$ 432,730.14
Kerbside Garbage Charges	\$ 370,125.60	\$ (303,835.11)	\$ (13,690.44)	\$ 67,384.54	\$ 34,204.09	\$ 8,799.32	\$ 110,387.95
Kerbside Recycling Charges	\$ 177,856.25	\$ (138,981.27)	\$ (9,576.11)	\$ 38,377.75	\$ 18,630.50	\$ 2,331.06	\$ 59,339.31
Municipal Charge	\$ 151,506.72	\$ (118,094.91)	\$ (5,789.07)	\$ 32,601.07	\$ 38,574.40	\$ 11,653.58	\$ 82,829.05
Credits	\$ -	\$ 43,610.83	\$ -	\$ (29,532.32)	\$ -	\$ -	\$ (29,532.32)
Fire Services Fixed Charge	\$ 305,832.00	\$ (240,665.52)	\$ (18,150.00)	\$ 55,357.98	\$ 49,149.65	\$ 8,261.24	\$ 112,768.87
Fire Services Levy	\$ 133,923.79	\$ (127,575.51)	\$ -	\$ 9,669.52	\$ 5,243.52	\$ 548.97	\$ 15,462.01
Total	\$ 5,214,922.27	\$ (4,587,911.69)	\$ (102,186.78)	\$ 571,588.33	\$ 377,167.65	\$ 89,388.81	\$ 1,038,144.79

Grand Total	\$ 13,343,803.55	\$ (11,786,507.51)	\$ (256,586.84)	\$ 1,455,913.94	\$ 1,063,542.26	\$ 294,478.63	\$ 2,813,934.83
--------------------	-------------------------	---------------------------	------------------------	------------------------	------------------------	----------------------	------------------------

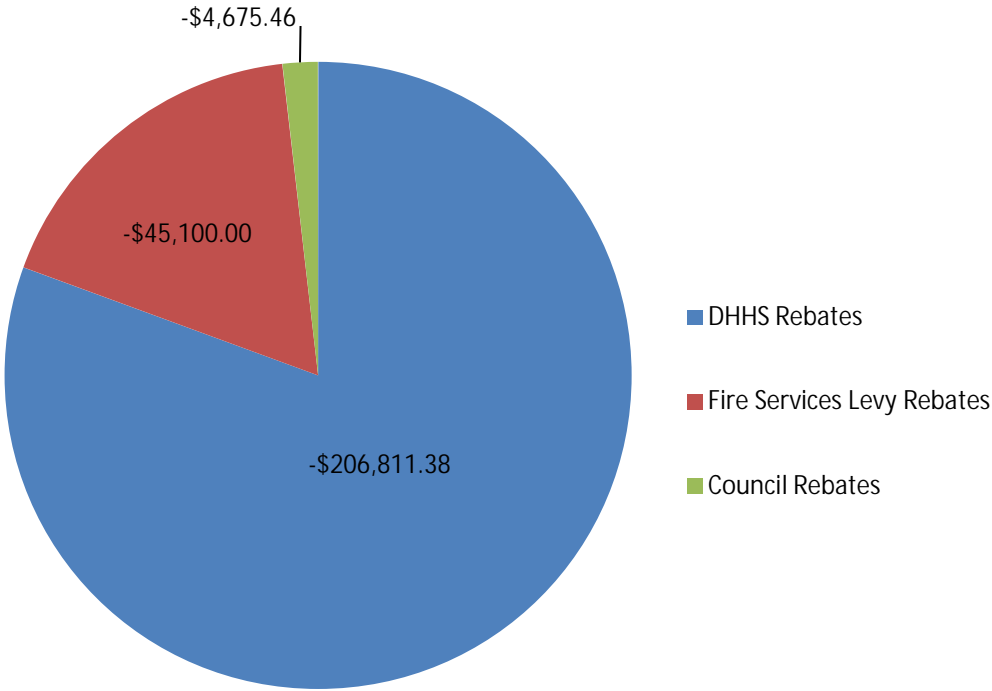
Breakdown of Rates Outstanding



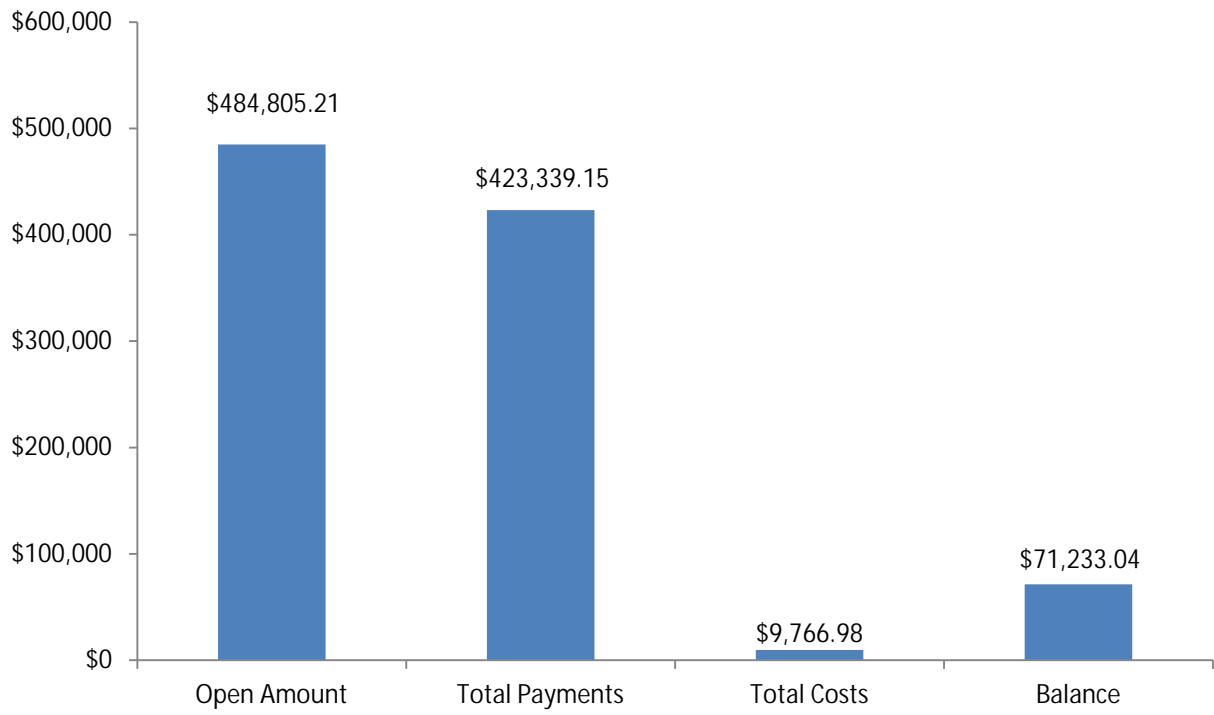
Breakdown of Rates Outstanding



2018/19 Rebates



MCC Debt Collection Report Summary



ARL Debt Collection Report Summary

