

AGENDA OF ORDINARY MEETING OF YARRIAMBIACK SHIRE COUNCIL TO BE HELD ON WEDNESDAY 26 APRIL 2017 AT THE MUNICIPAL OFFICE 34 LYLE STREET WARRACKNABEAL AT 9:30AM

1 WELCOME

2 ACKNOWLEDGEMENT

Acknowledging Traditional Owners

'I would like to acknowledge that this meeting is being held on the traditional lands of the Wotjobaluk, Jaadwa, Jadawadjali, Wergaia and Jupagulk people, and I pay respects to their Elders, both past and present"

3 PRAYER

Almighty God, without whom no Council can stand nor anything prosper we ask that you be present and guide us in our deliberations today. We pray that we will be fair in our judgements and wise in our actions and that decisions will be made with goodwill and a clear conscience for the betterment and welfare of the people of Yarriambiack Shire.

Amen

4 PRESENT

Crs G Massey, H Ballentine, T Hamilton, C Heintze, S Roberts, J Wise, K Zanker, Ray Campling (Chief Executive Officer), James Magee (Director Infrastructure & Planning) and Bernardine Schilling (Executive Assistant)

5 APOLOGIES

6 CONFIRMATION OF MINUTES

Ordinary Meeting of Council – 22 March 2017

Closed Session of Council – 22 March 2017

7 DECLARATION OF CONFLICT OF INTEREST

8 BUSINESS ARISING

8.1 Action List from last meeting

8.2 Ongoing and Pending Action List

9 PETITIONS

10 REPORTS

Corporate Reports

- 10.1 Mayor's Report
- 10.2 Councillor's Reports
- 10.3 Chief Executive Officer – Activity Report
- 10.4 Director Infrastructure & Planning Report
- 10.5 Capital Works Program Report
- 10.6 Community Services Report
- 10.7 Infrastructure Services Report
- 10.8 Community Projects Report

11 REPORTS FOR DECISION

- 11.1 Finance Report
- 11.2 Revenue Report
- 11.3 Permit to Keep 1 x Beehive in a Township Area
- 11.4 Wimmera Mayors and CEO's Delegation to Canberra, 27-29 March 2017
- 11.5 Anzac Park Dam Proposal

10.1 Mayor's Report – Prepared by Graeme Massey

23 March	Bridges Out of Poverty. Rupanyup Silo – met the artist Julia Volchkova and attended BBQ
24 March	Attended Mayor's Luncheon in Horsham
27-29 March	Attended Mayors and CEO's Deputation in Canberra
30 March	Attended meeting with GWMWater in Horsham
03 April	Met with Geoff Lord and Paul Hemming from Federation University
04 April	Attended Launch of Passenger Service Study for Western Victoria in Ararat
08 April	Attended Yarriambiack Young Achievers Awards Night and Endoreic Film Festival in Hopetoun
10 April	Chaired Town Hall Committee AGM
11 April	Lascelles Silo – met the artist Tyrone Wright and attended BBQ
11 April	Attended Wimmera Development Association meeting in Horsham
12 April	Council Forum
14 April	Open Y/Fest Arts Show for Arts Council
15 April	Attended Y/Fest Events Parade, Buskers and Races
16 April	Attended Opening of new foyer at Wheatlands Machinery Museum
17 April	Guest of Northern Grampians Shire at Stawell Gift
18 April	Attended Warracknabeal Action Group meeting
19 April	Attended NDIS Briefing at Warracknabeal
24 April	Attended Yarriambiack Tourism meeting at Rupanyup
25 April	Attended Anzac Day Service at Sheep Hills and Rupanyup

10.2 Councillor's Reports**Cr H Ballentine**

- 22 March Attended Rural Industry Awards (RIRDC) at Parliament House as guest of Jaala Pulford MP. Our Victorian winner was from the seafood industry
- 23 March Attended the VLGA Dinner at RACV Centre in Melbourne as our delegate
- 08 April Attended the Freeza Youth Awards at Lake Lascelles
- 11 April Attended Committee meeting of Woomelang District Bush Nursing Service
- 11 April Met with new artist Tyrone Wright, staff & residents at Lascelles regarding fifth silo
- 11 April Attended Wimmera Development Association meeting in Horsham
- 12 April Attended Council Forum in Warracknabeal
- 17 April Attended Stawell Gift as a guest of Northern Grampians Shire
- 18 April Chaired the Wimmera Mallee Tourism Meeting at Edenhope, followed by a yabby farm tour. Thank you to Jane Osborne of RDV for attending
- 19 April Attended the Beulah Historical Learning Progress Group BHLPG meeting
- 21 April Attended the planning session for Hopetoun Neighbourhood House

Cr K Zanker

- 23 -24 March Attended Bridges Out of Poverty workhop
- 30 March Attended WORDS meeting
- 01 April Attended Hopetoun Film Festival and Yarriambiack Young Achiever Awards
- 12 April Attended Council Forum
- 14 April Attended Art Exhibition and official Y/Fest opening
- 15 April Attended Y/Fest Street Parade
- 15 April Attended Buskers in the Park

YARRIAMBIACK SHIRE COUNCIL

COUNCIL MEETING

AGENDA

26 April 2017

Cr T Hamilton

- 08 April Attended Yarriambiack Young Achievement Awards at Hopetoun
- 08 April Walking the Line charity walk for Mental Health, Banyena
- 10 April Attended and treasurer, Stick Shed Committee of Management meeting at Murtoa
- 12 April Attended Council Forum
- 15 April Attended Y/Fest Easter Parade at Warracknabeal
- 18 April Attended Murtoa Progress Association meeting at Murtoa
- 24 April Attended Yarriambiack Tourism meeting at Rupanyup
- 25 April Attended the Anzac Day Ceremony at Murtoa

Cr C Heintze

- 22 March Attended Council meeting and Minyip Recreation Reserve meeting
- 23-24 March Attended afternoon sessions of Bridges out of Poverty workshop
- 27 March Met with builder re quotes to repair Minyip Memorial Hall windows
- 29 March Interview with WIN News at Rupanyup Silo re painting
- 31 March Attended Wimmera Mallee Transport Group meeting
- 04 April Consulted with a couple of residents re voting fines. They say they HAD voted and being business people I don't doubt their integrity. Thanks Ray for your prompt action to VEC.
- 07 March Attended Grampians West Waste Resource and Recovery meeting in Ballarat
- 12 April Attended Council Forum
- 13 April Met with GWM Water re Water Portal and other matters
- 14 April Met with Gardner Funerals with Christopher Bridgland re Peter Bridgland funeral arrangements
- 16 April Attended Wheatlands Museum extension opening
- 18 April Guest speaker for Minyip Historical Society
- 19 April Help organise Peter Bridgland graveside service and wake
- 21 April Guest speaker for Rupanyup Probus Club
- 24 April Attended Minyip Memorial Hall AGM

YARRIAMBIACK SHIRE COUNCIL

COUNCIL MEETING

AGENDA

26 April 2017

Cr J Wise

- | | |
|-------------|--|
| 23-24 March | Attended the Bridges out of Poverty Workshops |
| 31 March | Attended and officiated at the Launch of the State Library Story Island Exhibition in Horsham |
| 08 April | Attended Yarriambiack Young Achievers Awards at Lake Lascelles Hopetoun |
| 10 April | Attended Wimmera Road Safety Meeting in Horsham |
| 12 April | Attended Council Forum |
| 14-17 April | Attended opening of Y/Fest weekend at the Art Show, Y/Fest Street Parade and Busking Competition |
| 16 April | Attended official opening of the new Museum Foyer at Wheatlands officiated by Danielle Green |
| 21 April | Attended Library Board Meeting at Birchip |
| 25 April | Attended the Sheep Hills and Warracknabeal Anzac Day Services |

Cr S Roberts

- | | |
|----------|---|
| 29 March | Attended Hopetoun Show meeting |
| 30 March | Attended 2017 The Year of Opportunity for Local Government |
| 04 April | Attended Grampians and Barwon and South West Passenger Rail Feasibility Study |
| 06 April | Attended Sunraysia Highway Improvement Committee AGM |
| 08 April | Attended Endoreic short film festival and 2017 Yarriambiack Young Achiever Awards |
| 09 April | Attended Council Forum |

10.3 Chief Executive Officer, Activity Report – Prepared by Ray Campling

- With the Mayor attended the launch of the Rupanyup Silo Art Trail project
- With Mayor Graeme Massey and Mayors and CEOs of Horsham Rural City Council, Hindmarsh Shire Council, West Wimmera Shire Council and Northern Grampians undertook a deputation to Canberra
- With the Mayor, met with Geoffrey Lord and Dr Paul Hemming – Federation University update
- Met with Anne Bothe – 2017 Volunteering Recognition Awards
- Attended Yarriambiack Young Achievers Awards and the Endoreic Short Film Festival at Lake Lascelles
- Attended Wimmera Southern Mallee LLEN finance committee meeting
-
- With the Mayor attended the Warracknabeal Town Hall AGM
- With the Mayor and Deputy Mayor attended the Wimmera Development Association meeting in Horsham
- Attended Wimmera Local Government CEO's meeting in Horsham
- Attended Crime Prevention Reference Group meeting in Stawell
- Met with Wayne Street – E Rup project
- Attended Gateway BEET meeting in Hopetoun
- Met with Anthony Schinck – Regional Development Victoria funding
- Met with Mark Williams – follow up from recent GWMWater presentation to Council
- Attended Wimmera Southern Mallee LLEN meeting in Horsham
- Met with Helen Friend from Emma Kealy's office
- Attended various Y/Fest events including Arts Shows, Street Parade, Races, Launch of the Community Gardens Pantry and the Wheatlands Museum
- With the Mayor and Deputy Mayor, attended the Lascelles Silo Art Trail Launch
- Attended the Warracknabeal and Brim ANZAC Day Services

10.4 Director Infrastructure & Planning Report – Prepared by James Magee**Murra Warra Wind Farm**

RES are continuing to develop plans which were required within the planning approval. Council has received a draft Fire Prevention and Emergency Response Plan for the site. A specific Traffic Management Plan will soon be developed for comment as well.

Dunmunkle Creek Flood Study

The Wimmera CMA has completed the last round of community meetings. The final draft of recommendations should be released soon.

Natural Disaster Financial Assistance

Council has notified federal authorities that it intends to claim for the recent windstorm in the Hopetoun to Yaapeet area. Considerable amounts of trees were brought down across roads and streets. The cost of the event to Council is estimated to be \$100,000.

Flood Restoration

Approval of funding for restoration has been given for the September flooding event and works have commenced. The works will include grading and formation of earth roads, some gravel re-sheeting, gravel road grading and stabilisation of some sealed road sections. Estimated cost is \$500,000.

Risk & Safety Report to Council – Prepared by Barry Sullivan

Kindergarten and Playgroup Risk & Safety Audits are currently underway with all external areas completed. Once Kindergarten and Playgroups continue this week, internal audits will resume with reports given to each Kindergarten Director, Playgroup Manager and the Manager of Community & Development. Audits focused around minimising the risk to children's safety as well looking at play equipment safety, building and equipment safety standards and possible intrusion areas to the property.

New Health and Safety Representatives have been nominated for the main office, home and community care staff, local laws and kindergarten/playgroup areas. All four representatives have undergone an induction into the voluntary role which is for three years. A Health & Safety Manual has been developed to assist the representatives in their role.

A "Dealing with Difficult People" course will be run by the Municipal Association of Victoria on Monday, 8 May 2017 and is open to all staff and councillors who wish to attend.

10.5 Capital Works Program 2016/2017 – Prepared by Warren Perris

Roads & Streets				
<i>Urban Streets</i>				
<i>Project</i>	<i>% Completed</i>	<i>Start Date</i>	<i>Completion Date</i>	<i>Comments</i>
Breen Street (Lakeside) Murtoa		April 2017		Hot Mix
Devereux Street Warracknabeal		April 2017		Hot Mix
Golf Links Road Hopetoun		April 2017		Hot Mix
Lascelles Street Beulah		April 2017		Hot Mix
Market Street Minyip		May 2017		
<i>Rural Roads</i>				
Antwerp Road R2R	100%	October 2016	January 2017	Reconstruct seal width 4 metres length 980 metres
Blue Ribbon Road R2R		April 2017		Reconstruct seal width 4 metres length 965 metres
Burrum North Road R2R		April 2017		Reconstruct seal width 4 metres length 1 km
Dimboola Minyip Road (YSC & HRCC)				HRCC to complete work Construct, Widen & Seal to 6.6 metres length 1.2 kms

YARRIAMBIACK SHIRE COUNCIL

COUNCIL MEETING

AGENDA

26 April 2017

Rural Roads (continued)				
Project	% Completed	Start Date	Completion Date	Comments
Donald Laen Road (YSC & BSC)	80%	January 2017		Reconstruct seal to 6.6 metres length 190 metres
Glenorchy Road (YSC & NGSC)	100%	January 2017	February 2017	NGSC to complete work Construct & Seal width 4 metres length 1.3 kms (south of Warranooke Rd)
Hopetoun Aerodrome Road R2R	100%	January 2017	January 2017	Widen & Seal 2 metres either side length 900 metres
Lah West Road R2R	100%	February 2017	March 2017	Reconstruct & Stabilise seal width 4 metres length 1.3 kms
Longerenong Road R2R	80%	January 2017		Construct, Widen & Seal to 6.6 metres length 2.2 kms
Patchewollock Temy Road R2R	20%	March 2017		Construct 6.6 metre seal length 1.25 kms (end of seal heading west)
Sea Lake Lascelles Road R2R	100%	September 2016	October 2016	Construct, Widen & Seal to 6.6 metres length 1.1 kms
Sheep Hills Bangerang Road R2R	100%	October 2016	December 2016	Construct 4 metre seal length 1.4 kms (end of seal heading north)

Gravel Shoulders				
<i>Project</i>	<i>% Completed</i>	<i>Start Date</i>	<i>Completion Date</i>	<i>Comments</i>
Ashens Jackson Road 2R2		March 2017		2 metres wide length 2.6 kms Sandstone
Banyena Pimpinio Road 2R2	100%	March 2017	April 2017	2 metres wide length 2.6 kms Sandstone
Centre Hill Road R2R	100%	July 2016	July 2016	2 metres wide length 2.5 kms Limestone
Two Mile Road R2R		April 2017		4 metres wide length 450 metres Limestone

Gravel Re-Sheets				
<i>Project</i>	<i>% Completed</i>	<i>Start Date</i>	<i>Completion Date</i>	<i>Comments</i>
3LK Road	100%	August 2016	September 2016	4 metres wide length 1.1 kms Great Western Gravel
A Matthews Road	100%	February 2017	February 2017	4 metres wide length 920 metres Drums Sandstone
Appledores Road	100%	October 2016	October 2016	4 metres wide length 2.3 kms Hewitts Sandstone
Batchica West Road	100%	December 2016	December 2016	5 metres wide length 230 metres Murphys Sandstone
Binders Road	100%	July 2016	July 2016	4 metres wide length 1.5 kms Alldays-Andersons Limestone
Boundary Road 2		April 2017		5 metres wide length 2.2 kms Hofmaiers Limestone
Brennans Road	100%	September 2016	October 2016	4 metres wide Length 2.1 kms Murphys Sandstone

YARRIAMBIACK SHIRE COUNCIL

COUNCIL MEETING

AGENDA

26 April 2017

Gravel Re-Sheets (continued)				
<i>Project</i>	<i>% Completed</i>	<i>Start Date</i>	<i>Completion Date</i>	<i>Comments</i>
Burroin Road	100%	October 2016	October 2016	4 metres wide length 1.9 kms Hallams Limestone
Cannum Five Chain Road	100%	August 2016	September 2016	5 metres wide length 2.5 kms Hewitts Sandstone
Cousins Road	100%	February 2017	February 2017	4 metres wide length 330 metres Great Western Gravel
Daveys Road		May 2017		4.5 metres wide length 870 metres Drums Sandstone
Dyers Estate Road	100%	February 2017	February 2017	4 metres wide length 1.6 kms Great Western Gravel
Feerys Road		May 2017		4 metres wide length 1.8 kms Murphys Sandstone
Gaalanungah North Road	100%	July 2016	July 2016	4 metres wide length 2.2 kms Websters Limestone
Gama South Road	100%	October 2016	October 2016	4 metres wide length 670 metres Hallams or Alldays Limestone
Geodetic Road		May 2017		4 metres wide length 1.5 kms Murphys Limestone
Goyura East School Bus Route	100%	May 2017	April 2017	4 metres wide length 2.4 kms Hofmaiers Limestone
Healeys Road	100%	October 2016	October 2016	4 metres wide length 2.3 kms Websters Limestone
Laen School Road	100%	November 2016	November 2016	4 metres wide length 870 metres Reeves-McLeans Gravel
Lah Angle Road	100%	April 2017	April 2017	4 metres wide length 1 km Hewitts Sandstone
Lallat School Road	100%	February 2017	February 2017	4 metres wide length 580 metres Drums Sandstone

YARRIAMBIAK SHIRE COUNCIL

COUNCIL MEETING

AGENDA

26 April 2017

Gravel Re-Sheets (continued)				
<i>Project</i>	<i>% Completed</i>	<i>Start Date</i>	<i>Completion Date</i>	<i>Comments</i>
Lawler Road	100%	January 2017	January 2017	5 metres wide length 1.2 kms Reeves-McLeans Gravel
Leith Road	100%	January 2017	January 2017	4 metres wide length 1.7 kms Drums Sandstone
Liersch Road	100%	October 2016	October 2016	4 metres wide length 900 metres Reeves-McLeans Gravel
Longerenong Warracknabeal Road		May 2017		5 metres wide length 3.5 kms Drums Sandstone
Mellis Road	100%	October 2016	October 2016	4 metres wide length 1 km Reeves-McLeans Gravel
Morgans Road	100%	February 2017	February 2017	4 metres wide length 1.5 kms Great Western Gravel
Myall Road	100%	October 2016	October 2016	4 metres wide length 1.5 kms Alldays-Andersons Limestone
Nyallo Road	100%	March 2017	March 2017	4.3 metres wide length 660 metres Hallams Limestone
Old Walpeup Road	100%	April 2017	April 2017	5 metres wide length 1.9 kms Moles Limestone
Ruwoldts Road	100%	January 2017	January 2017	5 metres wide length 4.2 kms Drums Sandstone
Sullivans Road		April 2017		4 metres wide length 1 km Burns Limestone
Two Mile Road	100%	July 2016	July 2016	4 metres wide length 1.5 kms Navy Dam or Hallams Limestone
Waller Road		May 2017		4 metres wide length 310 metres McKenzies/Chapmans Gravel
Yaapeet North Road	100%	July 2016	July 2016	6 metres wide length 3 kms Websters Limestone

YARRIAMBIACK SHIRE COUNCIL

COUNCIL MEETING

AGENDA

26 April 2017

Gravel Re-Sheets (continued)				
Project	% Completed	Start Date	Completion Date	Comments
Zerbsts Road		May 2017		4 metres wide length 1.6 kms McKenzies/Chapmans Gravel

Footpaths				
Project	% Completed	Start Date	Completion Date	Comments
Anderson Street Warracknabeal		March 2017		Construct New Concrete Path – width 1.5 m, length 139 m east heading south Side from Woolcock Street to Square Pavers
Campbell Street Warracknabeal		March 2017		Construct Ramp – width 1.2 m, length 5 m – west Side Start of Concrete to Lyle Street
Craig Avenue Warracknabeal	100%	March 2017	March 2017	Construct New Concrete Path – width 1.5 m, length 134 m west Side Elizabeth Street to Gould Street
Cromie Street Rupanyup	100%	February 2017	February 2017	Upgrade of Path – width 1.5 m, length 225 m – east Side Wemyss Street to end of Crushed Rock
Lascelles Street Hopetoun	100%	March 2017	March 2017	Construct New Concrete Path east Side Strachan Street heading South(113 x 1.5)
Marma Street Murtoa		March 2017		Construct New Quarry Dust Path south side Lake Street to Duncan Street (99 x 1.5)

Footpaths (continued)				
Project	% Completed	Start Date	Completion Date	Comments <i>Works part of contract</i>
Molyneaux Street Warracknabeal		March 2017		Construct New Crushed Rock Path on west side between Arnold & Milbourne streets (100 x 1.5) (end of pavers at Anzac Park gates)
Wood Street Warracknabeal	100%	March 2017	March 2017	Re-construct Sections on north side between Hudgson & Andersons streets (50 x 1.2)
Woolcock Street Warracknabeal		March 2017		South side heading east to Thomas street(45 metre x 1.2)

Kerb & Channel				
Project	% Completed	Start Date	Completion Date	Comments
Gladstone Street Beulah	100%	April 2017	April 2017	South side heading west from Phillips street 51 metres
Swann Street Brim		April 2017		
Toole Street Hopetoun		April 2017		West side heading north from Austin street 36 metres
Wimmera Street Minyip	100%	October 2016	October 2016	Renew Kerbing Length 195 metres

Bridges & Culverts and Drainage				
<i>Project</i>	<i>% Completed</i>	<i>Start Date</i>	<i>Completion Date</i>	<i>Comments</i>
Banyena Pimpinio Road	100%	March 2017	March 2017	Culvert Renewal – Dunmunkle Creek Cross Over Contractors
Arnold Street Warracknabeal	100%	August 2016	September 2016	Drainage - Install Culverts
McIntyre Street Warracknabeal	100%	August 2016	October 2016	Drainage - Install Culverts
Lloyd / Munro Streets Murtoa				Drainage – Install New System

- New Street Sweeper working well
- Hot m works have commenced
- Stabilisation works about to commence
- Staff done a great job with signage over Easter for Y/Fest Event
- Loats Street, Minyip has been re-sheeted for truck bypass (should stop truck traffic using Market Street)

10.6 Community Services Report – Prepared by Gavin Blinman

Kindergartens

Busy first term has concluded in our kindergartens, Barry Sullivan is currently completing a safety audit which we do every three years on facilities and playgrounds in preschools. From this we identify any maintenance and future works we need to complete.

Staff has identified 'Professional Development' for the year. Two closure days will be utilised for staff to attend a conference in May and the other to attend a first aid update.

New staff have settled in well, and committees have been informed of our new fee collection process. Letters will go out to families shortly.

Environmental Health / Local Laws – Prepared by Tim Rose, Craig Byron

Food inspections have been underway for this year, with no major breaches or concerns identified. Cooperation from proprietors remains satisfactory. The last food sampling year, ending on 1 March 2017 has been completed with the mandatory number of samples being submitted as per the Food Act 1984.

Extensive work has been undertaken in relation to a hoarding property in Lubeck. Council commenced an investigation in July 2016 and as a result, the property owner has been provided with alternative permanent accommodation and 139 cats removed, with further trapping to occur over coming weeks. Trapping occurred in a collaborative effort with both RSPCA and DEDJTR.

Work has also been conducted in regards to Council adopting health and wellbeing actions in accordance with the Public Health & Wellbeing Act 2008. These actions will form part of the Council plan for increase accountability and profile as opposed to a stand alone document like previous years.

Property Infringement Notice issued to Beulah Property, Contractor Shorty Holland completed clean up of Property

Three dogs surrendered, two of these have been rehoused by Maryanne Conduit, one dog (Staghound) is still in the pound, working with Maryanne to rehouse it.

Two Bull-Arab dogs are being held in pound; dogs were caught at the Lions Park circling the goat enclosure. They fit the description of the dogs that attacked the Kangaroos in the Lions Park the other month. This is the 2nd time that these dogs have been found wandering at large.

Seven dogs impounded and two cats; owners were located and animals were released after Pound Fees were paid.

Several Barking Dog Complaints attended to and investigated:

- One animal permit for pet goat in Murtoa granted, received no objections
- One animal permit for one pig and five roosters for Livingstone Street, Warracknabeal rejected
- One animal permit for a beehive to be located in Murtoa still being investigated and to go before Council

Youth Report – Prepared by Murray McKenzie

Murray is on leave but has run a number of events in recent weeks, including the Endoreic Film Night at Hopetoun; very good night with good local participation and great films produced by our young people. Furthermore, the Young Achiever Awards were conducted on the night. Thanks to all councillors for supporting the night.

Murray has also assisted with a couple of drought projects and is currently finalising them.

After meeting with the area manager of DHS, Mandy Stewart, the CEO has written to the State Government to highlight the loss of youth support we are facing after 30 June.

Project Report

We now have final agreements for the Sheep Hills Hall and Murtoa Neighbourhood House projects, these will be signed and invoices sent, so the money should arrive over the next month.

Dennis Smith is finalising several of his projects under contract with the Shire working one day per week.

Andrea has commenced on the development of our project documentation to meet the auditors report and we will shortly organise a project reference group to work on the other aspects of the report.

Single House Fire

Following a recent house fire in Anderson Street, we have relocated a person to the caravan park; thankfully she was insured but faces life in the van for the next 6 months. Woodbine is assisting us over Easter, as the caravan park is full. We will shift her out and back after the break. A single house fire grant was allocated and additional offers of Red Cross support were rejected by the person.

Special Olympics / Police Torch Relay

Reminder to Councillors who wish to participate in the Special Olympics / Police Torch Relay. The event is scheduled for Thursday, 27 April 2017.

SHARE Program 'Sustainable Healthy Adaptable Resilient Engaged' – Prepared by Marianne Ferguson**Community Group Financial Assistance Scheme**

The Community Group Financial Assistance Scheme is currently open and will close on 26 May 2017. These grants are to assist with the maintenance and capital improvements of community assets and events and community groups can apply for a maximum of \$500.

Grampians Region Cycling & Trails Master Plan Project

Consultancy agency Planisphere, is currently working with Councils to gather background information including current facilities and existing trails for the development of the plan. The final report will be completed by the end of January 2018 and will highlight potential opportunities for future investment for cycling infrastructure and additional trails.

Silo Art Trail

Russian Artist Julia Vochkova has completed the mural of local football and netball identities on the Rupanyup Silos. Painting of the Lascelles Silos is expected to begin in May by artist Tyrone Wright. The Silo Art Trail Facebook Page currently has 7,915 'Likes' and Instagram has 3,385 'Followers'.

Wimmera Mallee Tourism

Wimmera Mallee Tourism is currently preparing to attend the upcoming Melbourne National 4x4 Outdoors Show, Fishing & Boating Expo from August 19 to 21, 2017.

Yarriambiack Tourism

Additional outdoor tourist information brochure holders are being installed on public buildings across the Shire. The outdoor holders provide 24 hour access to visitors to the range of promotional brochures developed by Yarriambiack Tourism. At the time of this report, the next Yarriambiack Tourism Meeting will be held in Rupanyup on 24 April. The Yarriambiack Tourism Facebook Page currently has 2,081 'Likes'. The Patchewollock and Woomelang brochures are currently being reprinted.

10.7 Infrastructure Services Report – Prepared by Bernie Naylor

Waste Bin Audits

Council's Waste Collection Contractor Wimmera Mallee Waste, has now completed an audit of bin numbers and the size of the bins in relation to what residents are rated for throughout the municipality.

Over 200 properties were identified as having either the incorrect number of bins out or incorrect sized bin.

If the audits were not undertaken this would represent an amount of approx \$30,000 in extra disposal fees at the Doon landfill if allowed to continue.

Contract C215/2017 Supply and Delivery of One (1) Front End Loader

Council advertised contract C215/2017 being the Supply and Delivery of One (1) Front End Loader for the Northern Works Area on the 21st February, 2017 through Tenderlink.

Tenders for the above mentioned contract closed at 2.00 pm on Tuesday the 14th March, 2017.

Submissions for the tender will be evaluated by Council at the Closed Session at the April 2017 meeting.

Swimming Pools

Murtoa – Following feedback from the Department of Sport & Recreation in relation to the draft plans for the upgrade to Murtoa Changerooms, kiosk and toilets at the Murtoa Pool, I have held a meeting with the committee to finalise these plans.

The committee will now obtain projected costings for the project which will allow Council to make an application through the Community Sports Infrastructure fund in the 2018/2019 program when it opens

It is anticipated the project will cost around \$350K.

Applications close for minor facilities funding on 7 June 2017.

Rupanyup Tree lopping

Contractors have now completed the program to remove six trees and prune a substantial number of other trees in the medium strip in Cromie St Rupanyup.

Following an audit of the trees in this area it was recommended that due to safety, some trees required removal and a large number required trimming.

Contract C213/2017 – Truck Shed Construction Hopetoun works Depot

Council advertised contract C213/2017 being the Construction of a Truck Shed at the Hopetoun Works Depot Friday, 10 March 2017.

Tenders for the above mentioned contract closed at 2.00 pm on Friday, 7 April 2017.

As this contract is under the \$150,000 threshold, Council's evaluation team will evaluate the tenders received and make a recommendation to the Chief Executive Officer.

Scrap Metal

Council have now finalised their agreement with Sims Metal for the collection of scrap metal from Transfer Stations in the Yarriambiack Shire.

Scrap Metal Collected in May:-

Murtoa	36.20 tonne
Rupanyup	40.98 tonne
Hopetoun	26.01 tonne
Beulah	7.37 tonne
Warracknabeal	70.48 tonne

This is for approx 4 month period.

Warracknabeal Transfer Station

Contractors are currently undertaking rehabilitation works at the Warracknabeal Transfer Station.

The works include the construction of a new cell at the landfill and the capping of the recently filled cell on site.

Will also undertake some reinstatement works on previous capping that has eroded with wet weather from last year.

It is anticipated that council will be able to construct 3 more landfill cells on this site, each cell lasts around 16 months

Asset Engineer – Prepared by Michael Evans

- Validate road data for the new asset management system -AssetFinda
- Working on the Road Management Plan review
- Attended and chaired the Asset Management working group meeting
- Attended the Wimmera Southern Mallee GIS Shared Services (WSMGSS) group meeting in Horsham
- Gathering information for developing the renewal gap report
- Attended Regional Assets meeting in Kerang
- Attended a Geographic Names workshop at Warracknabeal
- Developed a GIS layer for Councils' Silo Art Trail so it can be placed into Council's mapping website (Pozi)

OH&S and Risk Management

- Making adjustments to the new registers after going live
- Assisted in the setting up of camera's at the front desk in the main office and at the stadium
- Assisted HACCC department in an external audit
- Developed a flow chart for the OH&S designated working groups and review & update Council's OH&S structure flow chart

Emergency Management

- Attended and chaired the Yarriambiack Emergency Management Team (YEMT) working group meeting
- Continued to set up and assist council officers to input flood damage into Crisiworks to be able to produce a detailed report for Council's Flood claim
- Attended and assist in an internal audit on Councils Disaster Recovery and Business

OH&S Officer – Prepared by Bob Taylor

- Incident Reports – I have been working with the police investigating a high number of incidents with our roadwork's involving speeding motorists, making it unsafe for our staff. The motorists take no notice of the flagman. Police have got one driver doing 101kms in a 40
- Emergency Management – I have spent a lot of time going to meetings for the Municipal Emergency Management
- Inductions – I have completed three inductions on new staff (two full-time and one part time)
- Traffic Management Plans (TMP) – It has been a big month for Traffic Management Plans for the Warracknabeal Y/Fest Event in Scott Street, Rupanyup Silos - Good Friday Appeal, Wheatlands – Henty Highway, Warracknabeal and the Law Enforcement Torch Run in Scott Street, Warracknabeal

Design Engineer – Prepared by Joel Turner

- Footpath works nearing completion, two footpaths to do in Warracknabeal - contractors are Westvic Concreting
- Kerbing complete in Minyip and Beulah, yet to commence in Brim and Hopetoun
- Patchewollock Tempy Road has commenced, road has had its shape corrected
- Longernong Road shoulder widening has had all material put in, stabilisation taking place this week
- Donald Laen Road is nearing completion, and is to be sealed in the coming weeks
- Burrum North Road is ready to begin once equipment is available

Technical Officer – Prepared by Nathan McLean

MF & JL Willmore Contractors Pty Ltd have completed renewal and upgrade of the major culverts over the Dunmunkle Creek on the Banyena Pimpinio Road. 18 box culvert crown units 1200x900 (3 cells consisting of 6 in each cell) have been installed; also 80m of road pavement has been rehabilitated. Total project cost of \$110,000, \$44,000 from the Australian Government under the Bridges Renewal Programme and \$66,000 from Yarriambiack Shire Council. The renewal and upgrade of the major culverts will not only enable improved access on one of Yarriambiack Shire Councils designated heavy vehicle routes; it will also reduce the risk of an accident between heavy vehicles, cars and school buses. Improvements to the road network and its associated infrastructure benefits Emergency Services which has the potential to reduce response times and ensure the safety of the personnel.

10.8 Community Projects Report – Prepared by Andrea Stepney**Country Football and Netball Program 2015/2016**

The Anzac Park Female Facilities project is now in the fit-out stage with final electrical and plumbing installations to be completed. Project completion is expected by 10 May 2017.

Community Sports Infrastructure Fund 2016/2017 – Minor Facilities

The Brim Sporting Facilities Upgrade is completed.

**Community Sports Infrastructure Fund 2017/2018 (Minor Facilities)
Warracknabeal Golf Club – Fairways Irrigation Upgrade**

The full application to install a fully automated sprinkler system to all fairways at the Warracknabeal Golf Club has been approved with a grant of \$100,000 for a total project cost of \$298,000 (this also includes \$100,000 from the Drought Communities Program). The CSIF Funding Agreement was received on 3/01/2017 with project commencement expected by July 2017.

Regional Jobs and Infrastructure Fund

Nil to report

Transport Investing in Regions Initiative

The parking area and walking track projects at the Patchewollock Railway Station were completed 28/02/2017.

Sustainable Water Fund – Community Sport & Recreation Program**Anzac Park – Potable Water Project**

An additional non-potable water supply for irrigation of Anzac Park sports oval with a grant of \$59,000 for a total project cost of \$85,800.

Rupanyup Bowls Club – Synthetic Green Project

Install a synthetic surface at the Rupanyup Bowling Club with a grant of \$140,000 for a total project cost of \$154,000.

Both projects are in progress with a required completion date of 23rd June 2017.

Drought Communities Program

Minyip Township tennis courts and golf synthetic tees projects have been completed.

Sheep Hills Hall Facilities Upgrade

Funding approval was granted for the Sheep Hills Hall Facilities Upgrade (repairs to front of building & kitchen upgrade) on 29 March 2017.

We are awaiting receipt of the Funding Agreement. The project is expected to commence in the first quarter of the new financial year with completion by 10 November 2017.

Foundation for Regional & Rural Renewal – Small Grants

An application for the upgrade of the refrigerator and pie warmer at the Sheep Hills Hall was submitted on behalf the Hall Committee on 31/03/2017. Formal confirmation of receipt of the application should be received by 21/04/2017 (email confirmation to date). Requested grant amount is \$1858.

11 REPORTS FOR DECISION

11.1 Finance Report – Prepared by Anita McFarlane

Recommendation

The Finance Report as at March 2017 be received.

11.2 Revenue Report – Prepared by Chantelle Pitt

Recommendation

The Revenue Report as at April 2017 be received

11.3 Permit to Keep 1 x Beehive in a Township Area – Prepared by Craig Byron

On the 20th of March 2017 Council received an application for a permit from Phillip Dawes at 25 Tobin Street, Murtoa. He has applied to keep 1 x Beehive on his property which is 2000sq metres. He wants the beehive for pollination, as he and his wife are keen gardeners. They have a big garden, and have fencing on both sides to measuring 2.4m high with Shade cloth Screening. The beehive would be kept in the middle of his back yard.

The only objection/concern Council received was via phone from Kerry Faull at 23 Tobin Street, Murtoa. Her concern was that her daughter is allergic to bees, and from Medical advice she is going to purchase an Epipen. She didn't actually object to the beehive, just wanted to seek advice and to take precautionary measures.

In deciding whether to grant a permit to keep bees in a township area the Council will need to take into consideration:

- (a) Whether the applicant is a registered bee keeper and keeps the hive in accordance with the Code of Practice for bee keeping: *The applicant has said if he is successful with the permit, it will take him at least 6 months to be properly setup, in which time he would get registration with the Department of Environment & Sustainability*
- (b) The location is not a public place; *Is on private property*
- (c) The location and distance of the hives from the premises boundaries: *Would be at least 20m from both neighbouring properties, and a rear access lane behind property, so no direct property at rear. The Apiary Code of Practice says: Hives can be kept within 3 metres of a boundary fence if:

 - *The height of the solid fence is more than 2 metres*
 - *On the adjoining property to the fence, a building of not less than 2 metres high is constructed on the fenceline immediately adjacent to the hive(s) which has no window or other openings in the elevation on the fenceline (This doesn't apply)*
*If a bee flight-path interferes with the use of neighbouring land a bee proof barrier (such as trees, hedge, fence, and building) must be assembled. This has been done**
- (d) The numbers and type of boxes to be kept on the premises: *1 Beehive, numbers of bees unknown.*
- (e) The availability and location of the hives to a permanent supply of water; *Garden tap on property.*
- (f) The ability to protect surrounding premises by a screen that is impenetrable to bees and which forms a continuous barrier around the hives; *There is fencing on either side of the property to 2.4m with Shade cloth Screening on top of the fence with plastic backing. I believe that this would be impenetrable to bees*
- (g) Whether the hives will comply with any requirements of the Department of Environment and Sustainability; *I believe that prior to registration with the Department of Sustainability they would have someone to inspect where the beehive will be kept*

- (h) *The health and wellbeing of any person, including any person with a disability; As previously stated with Kerry Faull's concern. Her daughter is allergic but as a precautionary measure she has purchase an EpiPen. Her daughter doesn't reside with her fulltime, as she is studying at University.*
- (i) *Any other matter relevant to the circumstances associated with the application.*
- (j) *He has researched the requirements for keeping bees in a residential area and has complied with the Apiary Code of Practice Statutory Planning Requirements*

Two late objections received 24 April 2017.

Recommendation

That Mr Phillip Dawes be granted a permit to keep a Beehive at 25 Tobin Street, Murtoa.

11.4 Wimmera Mayors and CEO's Delegation to Canberra, 27-29 March 2017 – Prepared by Ray Campling

Purpose

This report is to advise Council on the aims and outcomes of the recent Wimmera Council's delegation to Canberra.

Background

Wimmera Council's have been undertaking an annual trip to Canberra for a number of years. The last two occasions the trip has been organized outside the timeframes of the Australian Local Government Conference and has been conducted in March rather than June. This has allowed Council's better access to Ministers.

The past delegations have emphasised a number of issues important to this region and we have seen positive outcomes as a result of those delegations. Most notably has been the continuing duplication of the Western Highway, the announcement of weather radar, the funding for a Children's Hub in Nhill, the funding for a Children's Hub in Horsham and the general development of the relationship between Wimmera Mayors and Chief Executive Officers, Wimmera Development Association Executive Officer, Ralph Kenyon and our local member Andrew Broad. The local member for Mallee, Andrew Broad has then facilitated further conversations and opportunities to utilise the services of his office and grants structure of the Federal Government.

Issues

Appreciation is extended to Andrew Broad for the facilities that he has made available to us during our visit and the considerable number of visits that were arranged to ministerial offices. Many visits were primarily to ministerial advisers with ministers from time to time dropping in and being advised of the key points raised.

The delegation was organised by the Wimmera Development Association and appreciation is extended to Ralph Kenyon, Executive Director for the very comprehensive and well organised program.

Mayors and Chief Executive Officers from Yarriambiack, West Wimmera, Hindmarsh, Northern Grampians and Horsham Council's attended and worked co-operatively to promote not only issues important to each shire, but also more general Wimmera issues. At times we were called upon to promote issues from other shires which all participants undertook enthusiastically.

The major issues remain around the continuing duplication of the Western Highway and the bypass of Ararat and Beaufort which are represented in the Western Highway Action Group Priority Plan.

Discussions were held to advance the implementation of the decision to fund the Wimmera weather radar and we are confident that this project will continue to progress.

We raised funding issues in relation to continuing indexation of the Financial Assistance Grants (FAGs), issues that affect Wimmera Councils because of the FAGs minimum grant and continued funding of 15 hours of kindergarten. While no undertakings were received, we are confident that the Coalition Government has heard our concerns very clearly.

We raised the issue of access to general practitioners in the Wimmera and in particular issues that have recently occurred in Horsham with the loss of six doctors. While this is a very complex and difficult issue, and that no immediate solutions are apparent, it is an issue that Andrew Broad has a significant interest in and will continue to pursue on behalf of the region.

We also raised the issue of directing augmentations to the Victorian electricity transmission declared shared network, particularly to encourage and allow greater development of wind and solar power in the Wimmera. Particularly of encourage is improving the north south transmission line which goes from Horsham up through Mildura and the east west transmission lines to create another interconnector across to South Australia via a route along the Western Highway.

Andrew Broad, as Chair of the Standing Committee on Environment and Energy is interested in further discussion of this issue and the Wimmera Development Association will be providing a submission to his committee based on the issues facing the Wimmera.

A number of delegations raised tourism and visitor economy issues with different ministers, particularly around the development of heritage walking trails in the Wimmera, indigenous tourism and the upcoming 150th anniversary of the first aboriginal cricket team which left Harrow in 1868 to tour England. Positive interest was generated through these discussions.

At the time of our visit the Western Victorian Councils had not released the Grampians Barwon South West Passenger Services Feasibility Study, which occurred on 4 April in Ararat, we were able to provide a broad outline of the project to representatives of the office of Darren Chester, Federal Minister of Transport. Minister Chester attended part of that meeting and expressed considerable interest and understanding the issues around passenger rail in regional areas. Following the release of the study it is suggested that we will be making further approaches to his office.

We discussed improved mobile and digital connectivity and particularly raised the issue of the decision of the National Broadband Network to not provide a feasible broadband service to the township of Kaniva. Instead the NBN expect the 900 residents of Kaniva to access the internet through Skymaster, which for a town of that size is entirely inappropriate.

Advocacy

- Improved weather forecasting including Bureau of Meteorology radar coverage
- Total mobile phone coverage across the municipality
- Duplication of the Western Highway and improved safety through to Stawell
- Horsham Road Bypass (alignment) and construction

Guiding Principles

- Liaise with Federal and State Government Ministers, Parliamentary representatives and neighbouring municipalities
- Recognise our place and importance as a regional centre
- Monitor changes in Federal and State Government policies and their impact on the funding of Council service delivery
- Participate in appropriate peak state and regional level forums

Recommendation

That:-

1. The Wimmera Mayors and CEO's delegation to Canberra Report, 27-29 March 2017 be noted
2. A letter of appreciation be forwarded to the Member for Mallee Andrew Broad for facilitating the deputation to Canberra
3. A letter of appreciation be forwarded to the Executive Director of the Wimmera Development Association Ralph Kenyon for coordinating the visit to the Nation's Capital

11.5 Anzac Park Dam Proposal – Prepared by Gavin Blinman

Background

Council recently received a letter from the Anzac Park trustees requesting consideration for the placement of a 7 mega litre dam on Council land at the Wheatlands museum site.

In the original scope of work drawn up by Dennis Smith the location was on Council land which is currently zoned industrial 1. This is the last of industrial land in Warracknabeal and is owned outright by Council.

The installation of a 7 mega litre dam plus fencing will impose a considerable footprint on this Council land and effectively rule out future use of this block, or significantly alter potential development opportunities. The cost to Council also needs to be considered, as the industrial land is valued at considerably more than the neighbouring farming land. Additionally, if Council at a future stage determined to sell the land for industry development, it will impose further costs to Council to remove the dam. Council has previously discussed industrial land options in Warracknabeal and this land in particular, given its location with highway access both ends would provide those opportunities. Furthermore, with the affordable housing debate being raised at state and federal level, Councillors may recall a study was undertaken previously by Council to examine housing development on this site.

Seventeen housing blocks had been identified as being able to be established on this site and would potentially generate income for Council should there be a demand.

It is the Officers preferred option for the Wheatland's Museum to locate the dam on their own site. This land is currently used for cropping only.

Recently, Council officers and Mayor Graeme Massey met with the Machinery Museum representatives and Anzac Park representatives to discuss the issue. Letters have also been sent highlighting Councils discussion held at its recent forum held on Wednesday, 22 March 2017.

Recommendation

That Council:-

1. Ratify the decision made at its Council Forum held on 22 March 2017 in the request that the 7 mega litre dam not to be placed on Council's industrial land.
2. That Council write to both parties and request the dam be located on the Wheatlands Machinery Museum site next to the industrial land.

12 GENERAL BUSINESS (including strategic direction and specific issues)

13 CLOSED SESSION

14 MINUTES FROM MEETINGS

15 ATTACHMENTS / REPORTS

Planning Permit Activity Report for March 2017
Rates Report – April 2017
Income Statement by Resources for March 2017
Income Statement by Department for March 2017
Capital Expenditure for March 2017
Balance Sheet as at 31 March 2017

16 NEXT MEETING

The next meeting of Council will be held on Wednesday, 24 May 2017 at 9:30am at Warracknabeal.

17 CLOSE

Mayor

YARRIAMBIACK SHIRE COUNCIL
INCOME STATEMENT BY RESOURCES
FOR MARCH 2017

	2014/2015 Budget	2014/2015 Actuals	2015/2016 Budget	2015/2016 Actuals	March Actuals	2016/2017 Budget	YTD Actuals	Forecast	YTD Variance	YTD % Variance
Income										
Asset Disposal & Fair Value Adjustments	\$ (400,000)	\$ (375,190)	\$ (297,800)	\$ (348,592)	\$ -	\$ (290,000)	\$ (196,279)	\$ (270,000)	\$ (93,721)	32%
Contributions, Donations & Reimbursement	\$ (309,839)	\$ (264,320)	\$ (235,911)	\$ (265,609)	\$ (12,405)	\$ (189,667)	\$ (195,325)	\$ (225,000)	\$ 5,658	(3%)
Government Grants & Charges	\$ (9,225,566)	\$ (11,155,366)	\$ (8,870,887)	\$ (8,259,366)	\$ (1,013,505)	\$ (10,391,348)	\$ (7,559,649)	\$ (10,316,510)	\$ (2,831,699)	27%
Interest Income	\$ (139,921)	\$ (138,836)	\$ (107,021)	\$ (127,453)	\$ (5,700)	\$ (78,797)	\$ (22,866)	\$ (78,797)	\$ (55,931)	71%
Other Revenues	\$ -	\$ -	\$ -	\$ -	\$ -	\$ -	\$ (12,050)	\$ (12,050)	\$ 12,050	0%
Rates & Charges	\$ (10,594,460)	\$ (10,827,963)	\$ (11,314,254)	\$ (11,347,394)	\$ 268	\$ (11,618,925)	\$ (11,657,647)	\$ (11,625,502)	\$ 38,722	(0%)
Sale Proceeds - Contra Sales	\$ -	\$ -	\$ -	\$ (173)	\$ -	\$ -	\$ -	\$ -	\$ -	0%
User Charges, Fees & Fines	\$ (1,051,752)	\$ (1,163,322)	\$ (1,028,072)	\$ (1,179,719)	\$ (73,022)	\$ (1,325,330)	\$ (690,647)	\$ (1,140,367)	\$ (634,683)	48%
Income Total	\$ (21,721,538)	\$ (23,924,996)	\$ (21,853,945)	\$ (21,528,306)	\$ (1,104,364)	\$ (23,894,067)	\$ (20,334,462)	\$ (23,668,226)	\$ (3,559,605)	15%
Expenditure										
Asset Disposal & Fair Value Adjustments	\$ 300,412	\$ 944,791	\$ 309,424	\$ 751,678	\$ -	\$ 318,707	\$ 99,614	\$ 318,707	\$ 219,093	0%
Bad & Doubtful Debts	\$ -	\$ 36,998	\$ -	\$ 16,552	\$ -	\$ -	\$ -	\$ -	\$ -	0%
Contributions & Donations	\$ 892,342	\$ 851,753	\$ 977,245	\$ 766,558	\$ (350)	\$ 994,453	\$ 741,629	\$ 808,611	\$ 252,824	25%
Depreciation Amortisation & Impairment	\$ 6,251,313	\$ 6,568,314	\$ 6,438,426	\$ 6,454,896	\$ -	\$ 6,631,593	\$ 94	\$ 6,631,593	\$ 6,631,499	100%
Employee Costs	\$ 7,637,865	\$ 7,403,109	\$ 7,770,428	\$ 7,607,413	\$ 541,919	\$ 8,056,020	\$ 5,802,722	\$ 7,818,217	\$ 2,253,298	28%
Finance Costs	\$ 72,866	\$ 108,979	\$ 123,396	\$ 52,969	\$ 2,068	\$ 127,097	\$ 49,118	\$ 122,082	\$ 77,979	61%
Materials	\$ 5,215,260	\$ 4,955,062	\$ 4,633,460	\$ 5,105,602	\$ (80,825)	\$ 4,701,554	\$ 3,372,940	\$ 4,950,424	\$ 1,328,614	28%
Other Expenses	\$ 1,357,868	\$ 1,333,339	\$ 1,299,629	\$ 1,289,459	\$ 21,296	\$ 1,325,239	\$ 1,106,584	\$ 1,398,442	\$ 218,656	16%
Expenditure Total	\$ 21,727,926	\$ 22,202,345	\$ 21,552,008	\$ 22,045,127	\$ 484,108	\$ 22,154,663	\$ 11,172,700	\$ 22,048,076	\$ 10,981,963	50%
Total	\$ 6,388	\$ (1,722,651)	\$ (301,937)	\$ 516,821	\$ (620,256)	\$ (1,739,404)	\$ (9,161,763)	\$ (1,620,150)	\$ 7,422,359	

YARRIAMBIACK SHIRE COUNCIL
INCOME STATEMENT BY DEPARTMENT
FOR MARCH 2017

	2014/2015 Budget	2014/2015 Actuals	2015/2016 Budget	2015/2016 Actuals	March Actuals	2016/2017 Budget	YTD Actuals	Forecast	YTD Variance	YTD % Variance
Income										
Community Services	\$ (1,974,579)	\$ (2,215,881)	\$ (1,863,121)	\$ (2,402,532)	\$ (114,703)	\$ (2,038,586)	\$ (1,799,686)	\$ (2,716,985)	\$ (238,900)	12%
Corporate Services	\$ (14,552,348)	\$ (17,406,375)	\$ (15,348,378)	\$ (12,980,421)	\$ (17,501)	\$ (15,670,301)	\$ (14,296,770)	\$ (15,658,706)	\$ (1,373,531)	9%
Economic Development	\$ (988,531)	\$ (1,047,968)	\$ (268,264)	\$ (596,384)	\$ (16,246)	\$ (380,734)	\$ (301,462)	\$ (378,434)	\$ (79,272)	21%
Engineering	\$ (2,725,221)	\$ (1,476,163)	\$ (2,749,800)	\$ (3,632,577)	\$ (925,442)	\$ (4,393,033)	\$ (2,385,353)	\$ (3,259,202)	\$ (2,007,680)	46%
Recreation & Culture & Leisure	\$ (264,361)	\$ (486,460)	\$ (360,970)	\$ (615,234)	\$ (1,973)	\$ (127,293)	\$ (330,535)	\$ (341,441)	\$ 203,242	(160%)
Regulatory Services	\$ (157,739)	\$ (160,509)	\$ (147,663)	\$ (196,837)	\$ (18,614)	\$ (129,543)	\$ (98,573)	\$ (144,556)	\$ (30,970)	0%
Waste & Environment	\$ (1,058,759)	\$ (1,131,638)	\$ (1,115,749)	\$ (1,104,320)	\$ (9,885)	\$ (1,154,577)	\$ (1,122,084)	\$ (1,168,902)	\$ (32,493)	3%
Income Total	\$ (21,721,538)	\$ (23,924,996)	\$ (21,853,945)	\$ (21,528,305)	\$ (1,104,364)	\$ (23,894,067)	\$ (20,334,462)	\$ (23,668,226)	\$ (3,559,605)	15%
Expenditure										
Community Services	\$ 2,750,681	\$ 2,653,577	\$ 2,784,790	\$ 2,787,769	\$ 163,606	\$ 2,963,344	\$ 1,975,067	\$ 2,880,595	\$ 988,277	33%
Corporate Services	\$ 1,928,109	\$ 1,652,233	\$ 1,971,414	\$ 1,831,897	\$ 29,324	\$ 1,922,415	\$ 1,038,775	\$ 1,762,066	\$ 883,640	0%
Economic Development	\$ 1,020,560	\$ 1,248,749	\$ 772,285	\$ 809,696	\$ 20,887	\$ 990,318	\$ 787,875	\$ 1,234,044	\$ 202,443	20%
Engineering	\$ 11,069,421	\$ 11,838,719	\$ 10,954,703	\$ 11,677,479	\$ 148,183	\$ 11,295,342	\$ 3,933,549	\$ 11,341,414	\$ 7,361,793	65%
Governance	\$ 1,012,911	\$ 865,027	\$ 1,080,027	\$ 917,035	\$ 28,766	\$ 1,140,638	\$ 761,299	\$ 1,119,524	\$ 379,339	33%
Recreation & Culture & Leisure	\$ 1,377,604	\$ 1,292,057	\$ 1,344,019	\$ 1,365,301	\$ 6,684	\$ 1,137,279	\$ 929,243	\$ 1,127,910	\$ 208,036	18%
Regulatory Services	\$ 663,416	\$ 663,719	\$ 662,004	\$ 611,057	\$ 26,222	\$ 662,815	\$ 386,784	\$ 593,521	\$ 276,031	42%
Waste & Environment	\$ 1,905,224	\$ 1,988,264	\$ 1,982,766	\$ 2,044,892	\$ 60,435	\$ 2,042,512	\$ 1,360,107	\$ 1,989,002	\$ 682,405	33%
Expenditure Total	\$ 21,727,926	\$ 22,202,345	\$ 21,552,008	\$ 22,045,126	\$ 484,108	\$ 22,154,663	\$ 11,172,700	\$ 22,048,076	\$ 10,981,963	50%
Total	\$ 6,388	\$ (1,722,651)	\$ (301,937)	\$ 516,821	\$ (620,256)	\$ (1,739,404)	\$ (9,161,763)	\$ (1,620,150)	\$ 7,422,359	

Yarriambiack Shire Council
Summary of major Income and Expenses by Resources for March

Income		
Contribution & Donations	Income protection staff contribution	\$3,601
	Income protection insurance recovery	\$7,521
	Community Contribution - Hopetoun Swimming Pool	\$1,283
Government Grants & Charges	DHS - HACC grants	\$76,497
	DHS - Youth Grants	\$2,000
	DHS - Mosquito Management Grant	\$9,719
	DOI - Roads to Recovery Grant	\$925,289
Interest Income	Interest on investments	\$5,700
User Charges	Caravan Park Fees	\$9,793
	Animal Registrations & Permits	\$6,924
	Planning Fees & Permits	\$4,455
	Building Fees & Permits	\$7,236
	Waste Disposal Fees	\$5,461
	Scrape Metal	\$2,670
	HACC & Brokerage Fees	\$25,639
	Property leases & rent	\$1,138
	Saleyard Fees & Charges	\$4,146
Total Income for March		\$ (1,104,364.17)

Expenses		
Employee Costs	Salaries & Wages & Oncosts (includes Annual Leave, Sick Leave, Long Service Leave etc)	\$492,047
	Superannuation	\$42,984
	Travelling	\$6,496
Finance Costs	Interest on Loans & Overdraft	\$2,068
Materials	Contracts - (includes Wimmera Mallee Waste, Civica, Skillinvest, Simpson Personnel, Horsham Rural City Council etc)	\$1,482
	Materials	\$4,813
	Plant Hire	-\$90,912
	Fuel	\$3,355
Other Expenses	Bank Fees	\$4,383
	Commission	\$860
	Lease Expenses	\$15,798
	Bank Guarantees	\$255
Total Expenses for March		\$484,108

YARRIAMBIACK SHIRE COUNCIL
CAPITAL EXPENDITURE FOR MARCH 2017

	2014/2015 Budget	2014/2015 Actuals	2015/2016 Budget	2015/2016 Actuals	March Actuals	2016/2017 Budget	YTD Actuals	Forecast	YTD Variance	YTD % Variance
01929 - Administration - Capital										
0900 - Building Capital Works	\$ 5,000	\$ 17,910	\$ 30,000	\$ 28,021	\$ -	\$ 5,000	\$ -	\$ 5,000	\$ 5,000	100%
0910 - Furniture & Equipment Capital Works	\$ 2,000	\$ -	\$ 2,060	\$ -	\$ -	\$ 2,000	\$ -	\$ 2,000	\$ 2,000	100%
01939 - Asset Management - Capital										
0920 - Computer / IT Capital Works	\$ -	\$ 6,528	\$ 39,500	\$ 77,065	\$ -	\$ 15,000	\$ -	\$ 15,000	\$ 15,000	100%
01949 - Information Technology - Capital										
0920 - Computer / IT Capital Works	\$ 20,000	\$ 6,258	\$ 20,000	\$ 1,636	\$ -	\$ 25,450	\$ 15,646	\$ 25,450	\$ 9,804	39%
02909 - Housing - Capital										
0900 - Building Capital Works	\$ -	\$ -	\$ -	\$ -	\$ -	\$ -	\$ 6,424	\$ 6,424	\$ (6,424)	0%
02919 - HACC Administration - Capital										
0910 - Furniture & Equipment Capital Works	\$ -	\$ 2,800	\$ -	\$ 3,450	\$ -	\$ -	\$ -	\$ -	\$ -	0%
0920 - Computer / IT Capital Works	\$ -	\$ -	\$ -	\$ -	\$ -	\$ -	\$ 11,800	\$ -	\$ (11,800)	0%
02929 - MECC - Capital										
0910 - Furniture & Equipment Capital Works	\$ 2,228	\$ -	\$ 2,000	\$ -	\$ -	\$ 2,000	\$ -	\$ -	\$ 2,000	100%
02939 - Senior Citizens - Capital										
0900 - Building Capital Works	\$ 80,000	\$ 288	\$ 95,000	\$ 96,990	\$ -	\$ 5,000	\$ 936	\$ 5,000	\$ 4,064	81%
02949 - Environmental Health - Capital										
0910 - Furniture & Equipment Capital Works	\$ -	\$ -	\$ -	\$ 4,043	\$ -	\$ 2,000	\$ -	\$ 2,000	\$ 2,000	0%
02959 - Animal Pound - Capital										
0930 - Animal Pound - Capital Works	\$ -	\$ -	\$ -	\$ -	\$ -	\$ -	\$ -	\$ -	\$ -	0%
02969 - Maternal & Child Health - Capital										
0900 - Building Capital Works	\$ 20,000	\$ 70,732	\$ 6,556	\$ 11,987	\$ -	\$ -	\$ -	\$ -	\$ -	0%
0920 - Computer / IT Capital Works	\$ 2,500	\$ -	\$ 6,500	\$ -	\$ -	\$ -	\$ -	\$ -	\$ -	0%
02979 - Fire Hydrants - Capital										
0965 - Fire Hydrants - Capital	\$ -	\$ -	\$ 4,000	\$ -	\$ -	\$ -	\$ -	\$ -	\$ -	0%
02989 - Preschools - Capital										
0900 - Building Capital Works	\$ 43,000	\$ 487	\$ 5,000	\$ 7,120	\$ -	\$ 5,000	\$ 2,370	\$ 2,370	\$ 2,631	53%
0920 - Computer / IT Capital Works	\$ -	\$ -	\$ -	\$ -	\$ -	\$ -	\$ 2,670	\$ 2,670	\$ (2,670)	0%
03909 - Industrial Estate - Capital										
0905 - Industrial Estate Capital Works	\$ 35,000	\$ -	\$ 15,000	\$ 11,045	\$ -	\$ 28,000	\$ 30,055	\$ 30,055	\$ (2,055)	(7%)
03919 - Caravan Parks - Capital										
0900 - Building Capital Works	\$ 76,000	\$ 57,525	\$ 10,000	\$ 34,562	\$ -	\$ 30,000	\$ 8,530	\$ 30,000	\$ 21,470	72%
0910 - Furniture & Equipment Capital Works	\$ 2,000	\$ -	\$ 2,000	\$ -	\$ -	\$ 500	\$ -	\$ 500	\$ 500	100%
03929 - Public Amenities - Capital										
0900 - Building Capital Works	\$ 5,000	\$ -	\$ 70,000	\$ 77,848	\$ -	\$ 5,000	\$ 19,302	\$ 25,000	\$ (14,302)	(286%)
04929 - Library - Capital										
0900 - Building Capital Works	\$ -	\$ -	\$ -	\$ -	\$ -	\$ 185,000	\$ 3,250	\$ 35,000	\$ 181,750	98%
04939 - Hall - Capital										
0900 - Building Capital Works	\$ 48,000	\$ 48,459	\$ 50,000	\$ 2,588	\$ -	\$ 70,000	\$ -	\$ 6,000	\$ 70,000	100%
05909 - Parks & Playgrounds - Capital										
0975 - Playground Capital Works	\$ 21,630	\$ 105,386	\$ 10,000	\$ 40,475	\$ -	\$ 15,300	\$ 66,525	\$ 79,525	\$ (51,225)	(335%)
05919 - Recreation Reserve - Capital										
0900 - Building Capital Works	\$ -	\$ -	\$ 348,000	\$ 360,120	\$ -	\$ -	\$ 44,709	\$ 34,381	\$ (44,709)	0%
05939 - Swimming Pool - Capital										
0900 - Building Capital Works	\$ 20,000	\$ -	\$ 20,000	\$ 9,091	\$ -	\$ 5,000	\$ -	\$ 5,000	\$ 5,000	100%
05949 - Sporting Complex - Capital										
0900 - Building Capital Works	\$ 5,000	\$ 37,330	\$ 5,000	\$ -	\$ -	\$ 28,625	\$ 9,273	\$ 10,000	\$ 19,352	68%
0910 - Furniture & Equipment Capital Works	\$ 4,000	\$ -	\$ 4,000	\$ -	\$ -	\$ 4,000	\$ -	\$ 4,000	\$ 4,000	100%
05959 - Gymnasium - Capital										
0910 - Furniture & Equipment Capital Works	\$ 4,000	\$ -	\$ -	\$ -	\$ -	\$ -	\$ -	\$ -	\$ -	0%
05969 - Bowling Clubs - Capital										
0900 - Building Capital Works	\$ -	\$ -	\$ -	\$ -	\$ -	\$ -	\$ 34,084	\$ 34,084	\$ (34,084)	0%
06909 - Local Roads - Capital										
0935 - Urban Road Construction	\$ 186,000	\$ 255,868	\$ 191,120	\$ 148,838	\$ -	\$ 341,810	\$ -	\$ 192,244	\$ 341,810	100%
0940 - Rural Road Construction	\$ 2,363,544	\$ 2,605,985	\$ 2,325,481	\$ 2,343,459	\$ 101,007	\$ 2,333,145	\$ 1,029,341	\$ 2,176,149	\$ 1,303,804	56%
0945 - Reseals	\$ 229,911	\$ 231,432	\$ 336,912	\$ 474,718	\$ -	\$ 800,128	\$ 188,277	\$ 340,487	\$ 611,851	76%
0950 - Resheets	\$ 1,178,760	\$ 1,465,280	\$ 1,135,608	\$ 1,413,615	\$ 31,952	\$ 1,124,777	\$ 884,859	\$ 1,245,877	\$ 239,918	21%
0955 - Shoulder Resheets	\$ 378,721	\$ 489,651	\$ 376,840	\$ 976,387	\$ 50,325	\$ 362,937	\$ 124,112	\$ 362,937	\$ 238,825	66%
06919 - Footpath - Capital										
0980 - Footpath Construction	\$ 201,337	\$ 136,014	\$ 211,992	\$ 144,166	\$ 3,399	\$ 166,956	\$ 88,026	\$ 166,956	\$ 78,930	47%
06929 - Bridge - Capital										
0990 - Bridge Construction	\$ 32,726	\$ -	\$ 33,764	\$ 11,990	\$ -	\$ 114,834	\$ 81,560	\$ 114,834	\$ 33,274	29%
06939 - Kerb & Channel - Capital										
0985 - Kerb & Channel Construction	\$ 300,000	\$ 278,972	\$ 311,410	\$ 333,406	\$ (5,000)	\$ 169,336	\$ 83,543	\$ 169,336	\$ 85,793	51%
06959 - Aerodrome - Capital										
0900 - Building Capital Works	\$ -	\$ 22,542	\$ -	\$ -	\$ -	\$ -	\$ 121,880	\$ 121,880	\$ (121,880)	0%
0950 - Resheets	\$ 150,000	\$ 37,980	\$ 530,458	\$ 445,519	\$ -	\$ 120,000	\$ 1,650	\$ 1,650	\$ 118,350	99%

YARRIAMBIACK SHIRE COUNCIL
CAPITAL EXPENDITURE FOR MARCH 2017

	2014/2015 Budget	2014/2015 Actuals	2015/2016 Budget	2015/2016 Actuals	March Actuals	2016/2017 Budget	YTD Actuals	Forecast	YTD Variance	YTD % Variance
06979 - Depot - Capital										
0900 - Building Capital Works	\$ 250,000	\$ 275,601	\$ 108,000	\$ 323,606	\$ 163	\$ 145,000	\$ 8,519	\$ 145,000	\$ 136,481	94%
07909 - Drainage - Capital										
0995 - Drainage Construction	\$ 33,297	\$ 50,478	\$ 35,000	\$ -	\$ 5,000	\$ 71,399	\$ 5,000	\$ 71,399	\$ 66,399	93%
07929 - Transfer Stations & Landfills - Capital										
0960 - Waste Site Capital Works	\$ 20,000	\$ 6,285	\$ 20,000	\$ 8,001	\$ -	\$ 20,000	\$ -	\$ 20,000	\$ 20,000	100%
08909 - Livestock Exchange - Capital										
0900 - Building Capital Works	\$ 10,300	\$ 29,717	\$ 5,000	\$ -	\$ -	\$ 5,000	\$ 5,695	\$ 6,000	\$ (695)	-14%
69760 - Staff Vehicle Purchases										
6800 - Plant Purchases	\$ 320,000	\$ 282,970	\$ 320,000	\$ 290,716	\$ -	\$ 290,000	\$ 296,944	\$ 290,000	\$ (6,944)	-2%
69860 - Works Plant Purchases										
6800 - Plant Purchases	\$ 740,000	\$ 825,708	\$ 900,000	\$ 936,226	\$ -	\$ 890,000	\$ 16,581	\$ 890,000	\$ 873,419	98%
Total	\$ 6,789,954	\$ 7,348,186	\$ 7,586,201	\$ 8,616,688	\$ 186,847	\$ 7,388,197	\$ 3,191,560	\$ 6,674,208	\$ 4,196,637	57%

**Yarriambiack Shire Council
Summary of Capital Works for March**

Capital Work		
Rural Road Construction	Lah West Road	\$26,528.00
	Donald Laen Road	\$68,781.00
	Longerenong Road	\$5,698.00
Resheets	Nyallo Road	\$10,449.00
	Lah Angle Road	\$19,553.00
	Longerenong Warracknabeal Road	\$1,950.00
Shoulder Resheets	Banyena Pimpino Road	\$50,325.00
Total Capital Works for March		\$186,847

YARRIAMBIACK SHIRE COUNCIL

BALANCE SHEET AS AT 31st MARCH 2017

	2014/2015 Budget	2014/2015 Actuals	2015/2016 Budget	2015/2016 Actuals	March Actuals	2016/2017 Budget	YTD Actuals	Forecast	YTD Variance	YTD % Variance
Current Assets										
Cash & Cash Equivalents Investments	\$ 2,992,000	\$ 4,322,000	\$ 1,429,000	\$ 1,838,000	\$ (1,158,316)	\$ 1,580,000	\$ 5,949,135	\$ 1,580,000	\$ (4,369,135)	(277%)
Rate Debtors	\$ 900,000	\$ 1,185,000	\$ 850,000	\$ 1,406,000	\$ (350,975)	\$ 1,010,000	\$ 2,241,445	\$ 1,010,000	\$ (1,231,445)	(122%)
Debtors	\$ 511,000	\$ 407,000	\$ 94,000	\$ 592,000	\$ (36,344)	\$ 555,000	\$ 217,020	\$ 555,000	\$ 337,980	61%
Other Current Accrued Assets	\$ 180,000	\$ 206,000	\$ 180,000	\$ 297,000		\$ 252,000	\$ 4,527	\$ 252,000	\$ 247,473	98%
Inventory On Hand	\$ 900,000	\$ 484,000	\$ 711,000	\$ 370,000	\$ (3,355)	\$ 909,000	\$ 626,044	\$ 909,000	\$ 282,956	31%
Assets Held for Resale	\$ 84,000	\$ 31,000	\$ 15,000	\$ 42,000		\$ 50,000	\$ 42,365	\$ 50,000	\$ 7,635	15%
Current Assets Total	\$ 5,567,000	\$ 6,635,000	\$ 3,279,000	\$ 4,545,000	\$ (1,548,990)	\$ 4,356,000	\$ 9,080,536	\$ 4,356,000	\$ (4,724,536)	
Non Current Assets										
Non Current Debtors	\$ -	\$ 1,000	\$ -	\$ -	\$ -	\$ 653,000	\$ -	\$ 653,000	\$ 653,000	0%
Investments	\$ 350,000	\$ 481,000	\$ 357,000	\$ 469,000	\$ -	\$ 491,000	\$ 469,288	\$ 491,000	\$ 21,712	0%
Fixed Assets	\$ 149,645,000	\$ 154,054,000	\$ 159,177,000	\$ 157,547,000	\$ 186,847	\$ 158,216,000	\$ 160,635,164	\$ 158,216,000	\$ (2,419,164)	(2%)
Non Current Assets Total	\$ 149,995,000	\$ 154,536,000	\$ 159,534,000	\$ 158,016,000	\$ 186,847	\$ 159,360,000	\$ 161,104,452	\$ 159,360,000	\$ (1,744,452)	
TOTAL ASSETS	\$ 155,562,000	\$ 161,171,000	\$ 162,813,000	\$ 162,561,000	\$ (1,362,143)	\$ 163,716,000	\$ 170,184,988	\$ 163,716,000	\$ (6,468,988)	
Current Liabilities										
Creditors	\$ 1,200,000	\$ 2,070,000	\$ 1,200,000	\$ 1,533,000	\$ 1,952,038	\$ 909,000	\$ 322,965	\$ 909,000	\$ 586,035	64%
Current Loans	\$ 151,000	\$ 136,000	\$ 62,000	\$ 105,000		\$ 104,000	\$ 104,512	\$ 104,000	\$ (512)	(0%)
Short Term Provisions	\$ 2,619,000	\$ 2,854,000	\$ 2,619,000	\$ 3,268,000		\$ 2,982,000	\$ 3,265,228	\$ 2,982,000	\$ (283,228)	(9%)
Trust & Deposits	\$ -	\$ 31,000	\$ -	\$ 157,000	\$ 3,949	\$ -	\$ 46,770	\$ -	\$ (46,770)	0%
Current Liabilities Total	\$ 3,970,000	\$ 5,091,000	\$ 3,881,000	\$ 5,063,000	\$ 1,955,987	\$ 3,995,000	\$ 3,739,475	\$ 3,995,000	\$ 255,525	
Non Current Liabilities										
Long Term Provisions	\$ 404,000	\$ 519,000	\$ 404,000	\$ 474,000		\$ 556,000	\$ 473,830	\$ 556,000	\$ 82,170	15%
Non Current Loans	\$ 199,000	\$ 215,000	\$ 229,000	\$ 110,000	\$ 26,412	\$ 109,000	\$ (34,774)	\$ 109,000	\$ 143,774	132%
Non Current Liabilities Total	\$ 603,000	\$ 734,000	\$ 633,000	\$ 584,000	\$ 26,412	\$ 665,000	\$ 439,056	\$ 665,000	\$ 225,944	
TOTAL LIABILITIES	\$ 4,573,000	\$ 5,825,000	\$ 4,514,000	\$ 5,649,000	\$ 1,982,399	\$ 4,660,000	\$ 4,178,531	\$ 4,660,000	\$ 481,469	
NET ASSETS	\$ 150,989,000	\$ 155,346,000	\$ 158,299,000	\$ 156,912,000	\$ 620,256	\$ 159,056,000	\$ 166,006,457	\$ 159,056,000	\$ (6,950,457)	
Equity										
Accumulated Surplus/Deficit	\$ 64,189,000	\$ 60,384,000	\$ 58,941,000	\$ 59,855,000	\$ 620,256	\$ 61,455,000	\$ 65,727,738	\$ 61,455,000	\$ (4,272,738)	(7%)
Asset Revaluation Reserve	\$ 86,800,000	\$ 94,962,000	\$ 99,358,000	\$ 97,057,000	\$ -	\$ 97,601,000	\$ 100,278,720	\$ 97,601,000	\$ (2,677,720)	(3%)
TOTAL EQUITY	\$ 150,989,000	\$ 155,346,000	\$ 158,299,000	\$ 156,912,000	\$ 620,256	\$ 159,056,000	\$ 166,006,458	\$ 159,056,000	\$ (6,950,458)	

Investments

Bendigo Bank	\$ 330,027.96	2.65%	01/09/2017	\$ 0	\$ (0)
Commonwealth Bank	\$ 132,130.03	2.05%	19/06/2017		
AMP (oncall)	\$ 480.39		Oncall		
Total	\$ 462,638.38				

Loans

	Term & Rate	Finish Date
National Australia Bank - Unfunded Superannuation	\$ 110,336 Fixed at 5.21%	30/06/2018
Total	\$ 110,336	

Yarriambiack Shire Council
Summary of Balance Sheet as at 31st March

Assets		
Current Assets		YTD Actuals
Cash & Cash Equivalents	The general bank account had a balance of \$5.203 million at the 31st March. Council is holding \$282,248 in cash and investments of Section 86 Committees. Council has \$462,638 invested with the CBA and Bendigo Banks.	\$ 5,949,135
Rate Debtors	For the month of March Rate Debtors decreased by \$350,975. Majority of this was the payment of the third installment which was due on the 28th February. Outstanding rates are still being pursued by debt collection agencies. Final notices which will include interest will be sent out in the next few weeks.	\$2,241,445
Debtors	General Debtors reduced by \$36,344	\$217,020
Non Current Assets		
Fixed Assets	Increased by \$186,847 in March as per the Capital Works report.	\$160,635,164

Liabilities		
Current Liabilities		
Creditors	At the time of completing this report the March cheque run had not been processed. Cheque runs occur on the 2nd Friday of the month.	\$322,965
Non Current Liabilities		
Loans	There was a loan repayment made during March for the unfunded superannuation loan.	\$69,738
Net Assets		\$166,006,458

Rates Report - April 2017

Prepared by Chantelle Pitt

Rate Classification	2015/2016 Budget	2015/2016 Actuals	2016/2017 Budget	Actual YTD Receipts	Rebates	Outstanding Rates			
						Current	Arrears & Legals	Interest	Total
Commercial	\$ 378,968.48	\$ 92,379.38	\$ 323,804.40	\$ (296,241.42)	\$ (2,103.21)	\$ 40,490.73	\$ 51,711.67	\$ 26,630.04	\$ 118,832.44
Farmland	\$ 7,385,429.89	\$ 251,895.56	\$ 7,912,102.39	\$ (7,534,149.89)	\$ (4,254.03)	\$ 488,506.15	\$ 40,056.86	\$ 4,194.26	\$ 532,757.27
Residential	\$ 2,207,400.64	\$ 621,353.01	\$ 1,998,604.94	\$ (1,609,140.17)	\$ (129,624.01)	\$ 400,374.77	\$ 360,096.92	\$ 119,763.63	\$ 880,235.32
Total	\$ 9,971,799.01	\$ 965,627.95	\$ 10,234,511.73	\$ (9,439,531.48)	\$ (135,981.25)	\$ 929,371.65	\$ 451,865.45	\$ 150,587.93	\$ 1,531,825.03

Rate Classification	2015/2016 Budget	2015/2016 Actuals	2016/2017 Budget	Actual YTD Receipts	Rebates	Outstanding Rates			
						Current	Arrears & Legals	Interest	Total
Kerbside Garbage Charges	\$ 688,752.01	\$ 189,826.83	\$ 709,728.31	\$ (581,274.73)	\$ (36,993.63)	\$ 133,975.49	\$ 92,447.11	\$ 36,693.26	\$ 263,115.86
Kerbside Recycling Charges	\$ 345,659.40	\$ 95,480.92	\$ 356,486.56	\$ (284,194.37)	\$ (25,228.34)	\$ 75,078.58	\$ 47,337.16	\$ 9,041.12	\$ 131,456.86
Municipal Charge	\$ 342,950.40	\$ 147,495.54	\$ 351,536.64	\$ (282,444.42)	\$ (16,401.84)	\$ 73,522.14	\$ 92,314.11	\$ 25,133.31	\$ 190,969.56
Fire Services Fixed Charge	\$ 717,312.00	\$ 151,459.11	\$ 723,981.00	\$ (585,206.90)	\$ -	\$ 125,904.98	\$ 92,714.63	\$ 11,227.91	\$ 229,847.52
Fire Services Levy	\$ 472,741.30	\$ 22,716.63	\$ 511,470.05	\$ (481,085.19)	\$ (47,150.00)	\$ 39,479.87	\$ 7,878.33	\$ 733.80	\$ 48,092.00
Credits	\$ -	\$ -	\$ -	\$ 11,049.84	\$ -	\$ (83,285.17)	\$ -	\$ 6.68	\$ (83,278.49)
Total	\$ 2,567,415.11	\$ 606,979.03	\$ 2,653,202.56	\$ (2,203,155.77)	\$ (125,773.81)	\$ 364,675.89	\$ 332,691.34	\$ 82,836.08	\$ 780,203.31

Grand Total	\$ 12,539,214.12	\$ 1,572,606.98	\$ 12,887,714.29	\$ (11,642,687.25)	\$ (261,755.06)	\$ 1,294,047.54	\$ 784,556.79	\$ 233,424.01	\$ 2,312,028.34
--------------------	-------------------------	------------------------	-------------------------	---------------------------	------------------------	------------------------	----------------------	----------------------	------------------------

Breakdown of Outstanding Rates by Ward

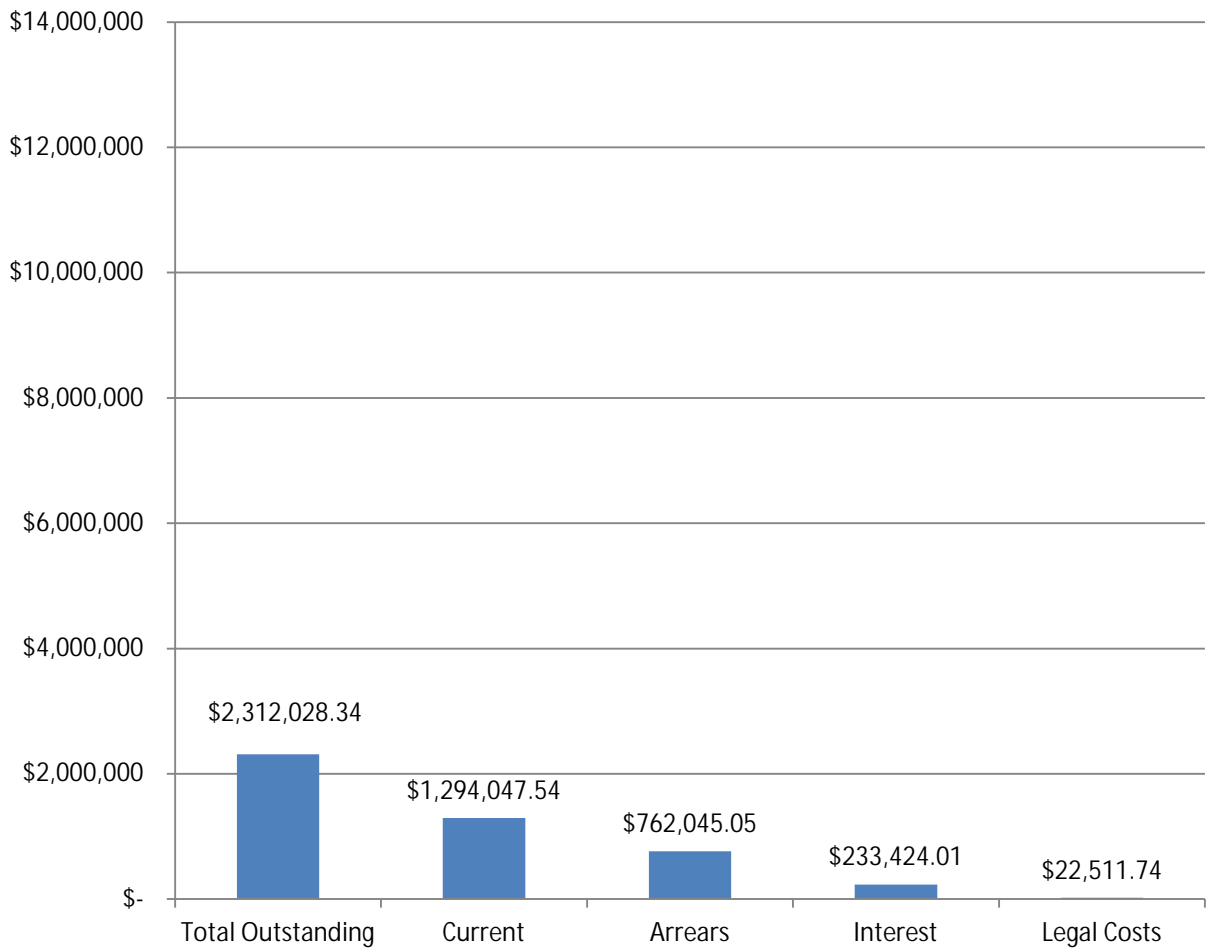
Dunmunkle Ward	2016/2017 Budget	Actual YTD Receipts	Rebates	Current	Arrears & Legals	Interest	Total
Commercial Rates	\$ 79,749.74	\$ (69,844.99)	\$ (646.70)	\$ 13,880.33	\$ 38,457.31	\$ 21,188.65	\$ 73,526.29
Farmland Rates	\$ 2,459,077.11	\$ (2,325,324.26)	\$ (787.35)	\$ 153,863.86	\$ 12,679.18	\$ 963.07	\$ 167,506.11
Residential Rates	\$ 594,206.64	\$ (473,270.97)	\$ (41,866.07)	\$ 127,266.87	\$ 115,241.13	\$ 29,644.50	\$ 272,152.50
Kerbside Garbage Charges	\$ 194,668.77	\$ (153,794.79)	\$ (12,999.89)	\$ 40,265.26	\$ 28,374.67	\$ 12,141.42	\$ 80,781.35
Kerbside Recycling Charges	\$ 106,734.62	\$ (82,244.21)	\$ (8,769.16)	\$ 23,594.40	\$ 14,494.84	\$ 3,633.34	\$ 41,722.58
Municipal Charge	\$ 101,968.16	\$ (81,025.66)	\$ (5,730.04)	\$ 21,180.43	\$ 21,801.03	\$ 5,574.91	\$ 48,556.37
Credits	\$ -	\$ 7,065.88	\$ -	\$ (27,309.07)	\$ -	\$ -	\$ (27,309.07)
Fire Services Fixed Charge	\$ 204,396.00	\$ (161,473.25)	\$ (16,000.00)	\$ 35,781.63	\$ 20,648.26	\$ 2,391.07	\$ 58,820.96
Fire Services Levy	\$ 152,722.89	\$ (142,460.69)	\$ -	\$ 12,557.82	\$ 3,273.62	\$ 335.83	\$ 16,167.27
Total	\$ 3,893,523.93	\$ (3,482,372.94)	\$ (86,799.21)	\$ 401,081.53	\$ 254,970.04	\$ 75,872.79	\$ 731,924.36

Hopetoun Ward	2016/2017 Budget	Actual YTD Receipts	Rebates	Current	Arrears & Legals	Interest	Total
Commercial Rates	\$ 89,280.62	\$ (83,183.98)	\$ (897.80)	\$ 6,398.95	\$ 5,886.04	\$ 4,475.26	\$ 16,760.25
Farmland Rates	\$ 2,690,644.87	\$ (2,565,145.95)	\$ (1,364.27)	\$ 193,379.61	\$ 10,130.80	\$ 931.51	\$ 204,441.92
Residential Rates	\$ 370,279.53	\$ (294,709.41)	\$ (32,910.57)	\$ 67,805.25	\$ 83,396.21	\$ 39,713.01	\$ 190,914.47
Kerbside Garbage Charges	\$ 159,499.47	\$ (128,566.33)	\$ (10,878.61)	\$ 30,286.18	\$ 31,983.60	\$ 15,446.80	\$ 77,716.58
Kerbside Recycling Charges	\$ 88,511.04	\$ (70,075.62)	\$ (7,632.84)	\$ 18,199.35	\$ 15,340.19	\$ 3,739.81	\$ 37,279.35
Municipal Charge	\$ 103,658.24	\$ (82,170.16)	\$ (4,986.60)	\$ 23,013.10	\$ 38,673.89	\$ 11,331.16	\$ 73,018.15
Credits	\$ -	\$ (5,775.55)	\$ -	\$ (31,429.75)	\$ -	\$ -	\$ (31,429.75)
Fire Services Fixed Charge	\$ 222,330.00	\$ (179,480.30)	\$ (12,250.00)	\$ 41,539.96	\$ 38,848.22	\$ 5,145.97	\$ 85,534.15
Fire Services Levy	\$ 163,437.58	\$ (155,050.08)	\$ -	\$ 12,113.69	\$ 1,370.59	\$ 119.39	\$ 13,603.67
Total	\$ 3,887,641.35	\$ (3,564,157.38)	\$ (70,920.69)	\$ 361,306.34	\$ 225,629.54	\$ 80,902.91	\$ 667,838.79

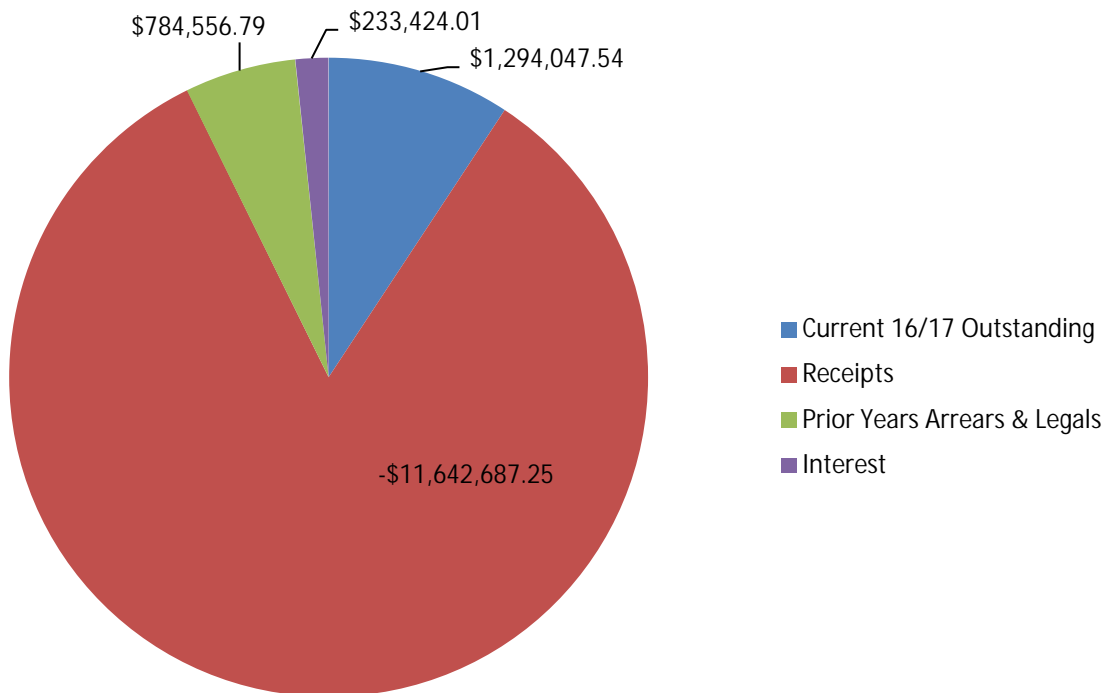
Warracknabeal Ward	2016/2017 Budget	Actual YTD Receipts	Rebates	Current	Arrears & Legals	Interest	Total
Commercial Rates	\$ 154,774.04	\$ (143,212.45)	\$ (558.71)	\$ 20,211.45	\$ 7,368.32	\$ 966.13	\$ 28,545.90
Farmland Rates	\$ 2,762,380.41	\$ (2,643,679.68)	\$ (2,102.41)	\$ 141,262.68	\$ 17,246.88	\$ 2,299.68	\$ 160,809.24
Residential Rates	\$ 1,034,118.77	\$ (841,159.79)	\$ (54,847.37)	\$ 205,302.65	\$ 161,459.58	\$ 50,406.12	\$ 417,168.35
Kerbside Garbage Charges	\$ 355,560.07	\$ (298,913.61)	\$ (13,115.13)	\$ 63,424.05	\$ 32,088.84	\$ 9,105.04	\$ 104,617.93
Kerbside Recycling Charges	\$ 161,240.90	\$ (131,874.54)	\$ (8,826.34)	\$ 33,284.83	\$ 17,502.13	\$ 1,667.97	\$ 52,454.93
Municipal Charge	\$ 145,910.24	\$ (119,248.60)	\$ (5,685.20)	\$ 29,328.61	\$ 31,839.19	\$ 6,124.08	\$ 67,291.88
Credits	\$ -	\$ 9,759.51	\$ -	\$ (24,546.35)	\$ -	\$ 2,109.84	\$ (22,436.51)
Fire Services Fixed Charge	\$ 297,255.00	\$ (244,253.35)	\$ (18,900.00)	\$ 48,583.39	\$ 33,218.15	\$ 3,690.87	\$ 85,492.41
Fire Services Levy	\$ 195,309.58	\$ (183,574.42)	\$ -	\$ 14,808.36	\$ 3,234.12	\$ 278.58	\$ 18,321.06
Total	\$ 5,106,549.01	\$ (4,596,156.93)	\$ (104,035.16)	\$ 531,659.67	\$ 303,957.21	\$ 76,648.31	\$ 912,265.19

Grand Total	\$ 12,887,714.29	\$ (11,642,687.25)	\$ (261,755.06)	\$ 1,294,047.54	\$ 784,556.79	\$ 233,424.01	\$ 2,312,028.34
--------------------	-------------------------	---------------------------	------------------------	------------------------	----------------------	----------------------	------------------------

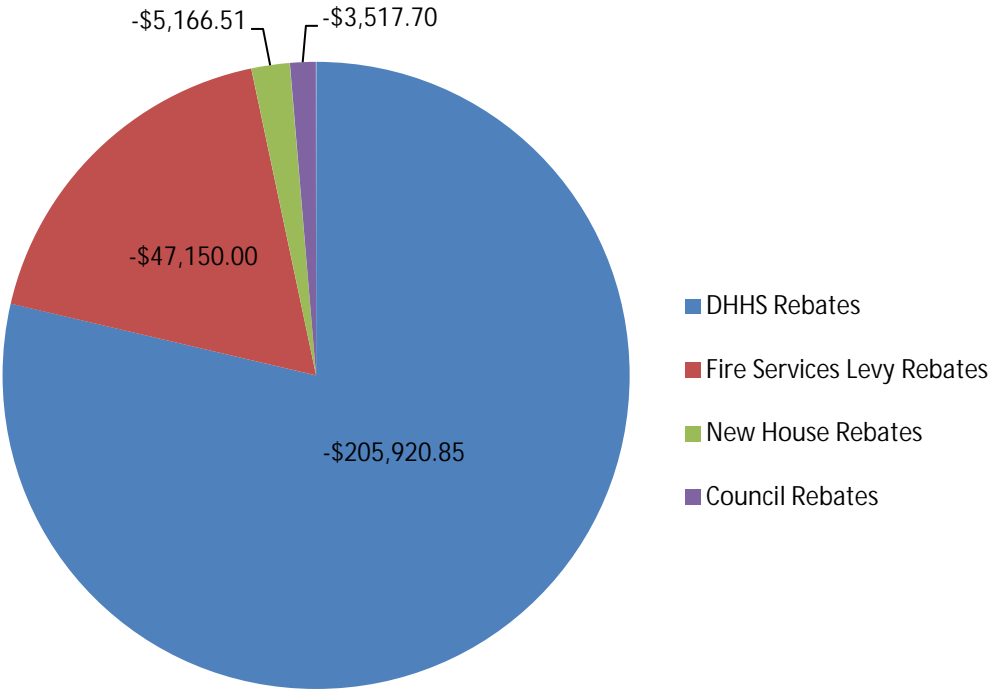
Breakdown of Rates Outstanding



Breakdown of Rates Outstanding



2016/17 Rebates



Application Identifier	Application type	Property Location			Proposed Use or Development	Applicant Details				Date Application Received	Proposed Land Use	Responsible Authority Outcome	Date of Responsible Authority Outcome
		Street Address		Crown Description		Name							
		Street Number, Name	Locality	Allotment and Parish/Township			Street Number, Name, Type	Locality	Postcode				
TP49-16	New application	Birchip-Rainbow Rd	Beulah		Buildings and works associated with a Rural store, including office amenities and car parking, earthworks associated with the construction of bunker pads, accessways, drainage works, dam construction and landscaping	FisherPlanning P/L	67 Deakin Ave	Mildura	3500	12/10/2016	Industry and warehouse	In progress	
TP55-16	New application	Schickerling St	Warracknabeal	CA1 (Pt) Parish of Werrigar	Construction of a Storage Shed	Krahes Pest Control	34 Kelsall St	Warracknabeal	3393	24/11/2016	Industry and warehouse	Lapsed	27/03/2017
TP02-17	New application	1622 Sunraysia Highway	Lascelles		Develop the land by building and works for the construction of 3 grain bunkers and 5 silos	AG Store	18 Frisken St	Bacchus Marsh	3340	25/01/2017	Other land use	In progress	
TP03-17	New application	106 Yaapeet North Rd	Yaapeet		Construction of a Telecommunicaton Facility	Optus Mobiles Ltd	U10/601 Bourke St	Melbourne	3000	01/02/2017	Utility Installation	In progress	
TP04-17	New application	11 Anderson Street	Warracknabeal		Construction of a Dwelling	Robin Barber	PO Box 669	Horsham	3402	06/03/2017	Residential / Accomodation	Permit issued by a delegate of the Responsible Authority	27/03/2017
TP05-17	New application	31-35 Jamouneau St	Warracknabeal		Consolidation	CFA	C/- 62 McLachlan St	Horsham	3400	07/03/2017		In progress	
TP06-17	New application	18 Arnold St	Warracknabeal		Construction of a Pergola	Danny Barry	18 Arnold St	Warracknabeal	3400	08/03/2017	Residential / Accomodation	In progress	
TP07-17	New application	5431 Henty Highway	Warracknabeal		Construction of a Farm Shed	Gordon Clyne	PO Box 384	Warracknabeal	339	14/03/2017	Agriculture	In progress	