

**AGENDA OF ORDINARY MEETING OF YARRIAMBIACK SHIRE COUNCIL TO BE HELD
ON WEDNESDAY 25 OCTOBER 2017 AT THE MUNICIPAL OFFICE 34 LYLE STREET
WARRACKNABEAL AT 9:30AM**

1 WELCOME

2 ACKNOWLEDGEMENT

Acknowledging Traditional Owners

'I would like to acknowledge that this meeting is being held on the traditional lands of the Wotjobaluk, Jaadwa, Jadawadjali, Wergaia and Jupagulk people, and I pay respects to their Elders, both past and present'

3 PRAYER

Almighty God, without whom no Council can stand nor anything prosper we ask that you be present and guide us in our deliberations today. We pray that we will be fair in our judgements and wise in our actions and that decisions will be made with goodwill and a clear conscience for the betterment and welfare of the people of Yarriambiack Shire.

Amen

4 PRESENT

Crs G Massey, H Ballentine, T Hamilton, C Heintze, S Roberts, J Wise, K Zanker, Ray Campling (Chief Executive Officer), James Magee (Director Infrastructure & Planning) and Bernardine Schilling (Executive Assistant / HR Officer)

5 APOLOGIES

6 CONFIRMATION OF MINUTES

Ordinary Meeting and Closed Minutes of Council – 27 September 2017

7 DECLARATION OF CONFLICT OF INTEREST

8 BUSINESS ARISING

8.1 Action List from last meeting

8.2 Ongoing and Pending Action List

9 PETITIONS

10 REPORTS

Corporate Reports

- 10.1 Mayor's Report
- 10.2 Councillor's Reports
- 10.3 Acting CEO & Director Infrastructure & Planning Report
- 10.4 Capital Works Program Report
- 10.5 Community Services Report
- 10.6 Infrastructure Services Report

11 REPORTS FOR DECISION

- 11.1 Finance Report
- 11.2 Revenue Report
- 11.3 2016/2017 Annual Report
- 11.4 Audit Committee
- 11.5 Request for Waiver on Rates – Woods' Farming and Heritage Museum Inc.
- 11.6 SHARE Grants

10.1 Mayor's Report – Prepared by Graeme Massey

04 October	Attended Rural Council Sustainability Briefing in Horsham
05 October	Attended NDIS launch by Latrobe Community Health Services in Horsham
06 October	Open A & P Society Show and Big Weekend at Murtoa
08 October	Attended different venues at the Big Weekend at Murtoa
09 October	Opened Arts Minyip Exhibition
10 October	Attended Minyip A & P Society Show
10 October	Attended Wimmera Development Association in Horsham
11 October	Attended Council Forum
12 October	Attended Warracknabeal A & P Society Show
13 October	Attended WDA Wimmera Leadership Presentations by Business Leaders Group in Horsham
15 October	Opened Hopetoun A & P Society Show
17 October	Attended Parliament House Reception for Local Government representatives in Melbourne
18 October	Attended Rural Council Victoria AGM and Meeting in Melbourne
19 October	Attended the Municipal Association of Victoria (MAV) Annual conference in Melbourne
20 October	Attended the MAV State Council meeting in Melbourne

10.2 Councillor's Reports**Cr H Ballentine**

- 04 October Attended Yarriambiack Creek Protection Committee meeting at Rosebery, where James McFarlane was re-elected as Chairman, James Magee as Secretary
- 05 October Attended special meeting of Hopetoun Neighbourhood House at Hopetoun
- 06 October Attended choirs in the Stick Shed at Murtoa
- 06 October Attended Cuisine in the Crop at Donald
- 07 October Guest speaker at Lionesses meeting in Charlton re regional tourism
- 11 October Attended Council Forum
- 11 October Attended Minyip Community Consultation Visit
- 12 October Judged showgirl and lady of the day at the Warracknabeal Show
- 15 October Attended Hopetoun Show - congratulations to all involved
- 17 October Chaired Wimmera Mallee Tourism meeting at Wail
- 20 October Attended AGM of Hopetoun Neighbourhood House
- * Congratulations to Rural North West Health for their aged care award at the Regional Community Awards in Flemington

Cr T Hamilton

- 03 October Attended Murtoa Angling Club meeting at Murtoa
- 04 October Attended Rural and Regional Council's Sustainability Reform Program Regional Workshops in Horsham
- 6-8 October Attended Murtoa Big Weekend at Murtoa
- 09 October Attended Rupanyup Consultative Committee AGM at Rupanyup
- 11 October Attended Council Forum at Warracknabeal
- 17 October Attended Murtoa Progress Committee at Murtoa
- 18 October Attended Yarrilinks Meetings at Warracknabeal
- 19 October Attended Murtoa Historical AGM at Murtoa
- 24 October Attended Murtoa CFA breakfast at Murtoa

YARRIAMBIACK SHIRE COUNCIL

COUNCIL MEETING

AGENDA

25 OCTOBER 2017

Cr K Zanker

- 27 September Attended Youth Action Council meeting
- 28 September Attended the Pyrenees Business Awards judging
- 29 September Attended the Stawell Neighbourhood House AGM meeting
- 7-8 October Attended Murtoa Big Week End Celebrations
- 17 October Attended Rob Jackson Workshop re: volunteers and their measure and developing meaningful roles with volunteers

Cr C Heintze

- 02 October Attended CFA group exercise at Rupanyup
- 04 October Attended Minyip Progress and Town Fuel meeting
- 06 October Attended Wimmera Southern Mallee Transport Group meeting in Horsham
- 07 October Attended Murtoa Big Weekend Market and Show n' Shine
- 08 October Attended Ecumenical Service Murtoa Mechanics Institute followed by the Murtoa Cemetery Walk.
Attended Minyip Cemetery working bee.
- 09 October Attended Minyip Art Show opening and Minyip Fire Brigade meeting
- 10 October Attended Minyip Show - Judge Primary School Talent Competition
- 11 October Attended Council Forum.
Attended SHARE allocations.
Attended Minyip Community Consultation Visit
- 12 October Attended meeting re GrainCorp site possibility for card operated fuel module
- 13 October Attended GCWRRRC Board meeting and the Waste to Energy Forum in Ararat
- 17 October Attended Youth OAM Awards at Warracknabeal.
Participated in the Minyip Cemetery walk

YARRIAMBIACK SHIRE COUNCIL

COUNCIL MEETING

AGENDA

25 OCTOBER 2017

Cr J Wise

- 11 October Attended Council Forum
- 11 October Attended Minyip Community Consultation
- 13 October Attended Wimmera Regional Library Board meeting
- 17 October Attended Order of Australia School Citizenship Civic Reception
- 17 October Attended Redda Park Committee of Management AGM

Cr S Roberts

- 04 October Attended Hopetoun Show meeting
- 11 October Attended Council Forum
- 11 October Attended Minyip Community Consultation Visit
- 14 October Attended Hopetoun show 'n' and Shine
- 15 October Attended Hopetoun Show

10.3 Acting CEO and Director Infrastructure and Planning Report – Prepared by James Magee

Enterprise Bargaining Agreement

Council has an enterprise bargaining agreement with employees, the current one which is of four years duration is up for renewal. The initial meeting has been proposed for 30 November 2017.

Minyip Community Meeting

The Minyip Community Meeting on 11 October was well attended. The importance of a fuel outlet within the township was shown to be of immediate concern and one that Council Officers are assisting the community to resolve. The Minyip Progress Association is to be congratulated for the initiatives they have achieved and their ongoing efforts. It was great for the Council and the community to be briefed on the works that have been completed.

Warracknabeal Community Consultation Open House

A drop in session will be held Thursday 26 October in the Function Room at the Council Offices from 4.00pm to 6.00pm. Various Councillors and officers will be available for residents for one on one discussion.

Flood Levee for Warracknabeal

Council Officers inspected the Donald levee works 17 October with Ben Hughes to assist in fine tuning the design of the Warracknabeal levee. It is hoped to have the alignment set out by end of the calendar year.

Approximately 7000m³ of fill will be required to construct the levee and Council is investigating various sources.

Remote Airstrip Upgrade Program

The Remote Airstrip Upgrade Program is part of the Australian Government's Regional Aviation Access Program (RAAP) and provides funding for upgrades to remote airstrips in isolated communities. The grant program is now open. The Hopetoun Aerodrome is eligible for this funding because it falls within the "remote" classification whereas Warracknabeal Aerodrome does not.

Applications closed 20 October and Council submitted an application for \$250,000. The funding is dollar for dollar so Council will allocate \$50,000 from its current budget and \$200,000 from the 18/19 budget if the application is successful. The works will include regulation of the sealed runway and a complete overlay with asphalt.

Vicroads Community Priority Projects

Council has completed one of the community priority projects for Vicroads. The drainage and surfacing improvements on the Birchip Rainbow Road just east of the rail way crossing in Beulah is a vast improvement and congratulations to Councils Design Engineer Joel Turner for the quick turn around and quality outcome. The pre existing drainage problems were very evident at community meetings at Beulah in recent years and it was a great partnership between Vicroads and Council to provide a solution.

YARRIAMBIACK SHIRE COUNCIL

COUNCIL MEETING

AGENDA

25 OCTOBER 2017

Environment – Prepared by Geoff Harvey

- Inspected Airport re tree trimming
- Arranged spraying of airport weeds
- Inspected infestation of Silver Leaf Nightshade, Longerenong Road
- Assisted surveyor, Sheep-Hills Bangerang Road
- Yarrilinks admin, accounts, BAS etc.
- Inspected Shire roads for Pests/Weeds
- Liaised with Contractor re rabbit ripping
- Completed report for Commonwealth Roadside Weed & Pests program
- Yarrilinks Annual meeting

Building Activity Report – Prepared by Kathy Edwards

YARRIAMBIACK SHIRE COUNCIL

COUNCIL REPORT

Month of September 2017

Council register Number	Name of Relevant Building Surveyor	Type of perm, temporary approval or amendment	Permit, temporary approval or amendment number*	Application Date	Permit, temporary approval or amendment date*	Building Address	Description of Building work or Use of Building	Cost of Building Work*
BP72-17	W.Wilkie	Building	1164/2017/72/0	31/08/2017	14/09/2017	55 Anderson St, Warracknabeal	Garage	\$23,000
BP74-17	W.Wilkie	Building	1164/2017/74/0	04/09/2017	14/09/2017	3852 Horsham-Lubeck Rd, Lubeck	Demolition	\$14,850
BP79-17	W.Wilkie	Building	1164/2017/79/0	11/09/2017	14/09/2017	19 Campbell St, Warracknabeal	Garage & Verandah	\$24,500
BP73-17	W.Wilkie	Building	1164/2017/73/0	04/09/2017	14/09/2017	54 Foundry St, Minyip	Demolition	\$24,750
BP64-17	W.Wilkie	Building	1164/2017/64/0	03/08/2017	21/09/2017	6 Craig Ave, Warracknabeal	Extensions	\$147,500
BP78-17	W.Wilkie	Building	1164/2017/78/0	08/09/2017	21/09/2017	631 Rosebery-Rainbow Rd, Beulah	Hay Shed	\$92,257
BP80-17	W.Wilkie	Building	1164/2017/80/0	11/09/2017	21/09/2017	44 Lascelles St, Hopetoun	Dwelling	\$430,192
BP84-17	W.Wilkie	Building	1164/2017/84/0	14/09/2017	21/09/2017	83 Anderson St, Warracknabeal	Demolition	\$10,000
BP82-17	W.Wilkie	Building	1164/2017/82/0	11/09/2017	21/09/2017	Lot 39 Allan St, Warracknabeal	Dwelling	\$245,137
BP83-17	W.Wilkie	Building	1164/2017/83/0	11/09/2017	21/09/2017	Lot 38 Allan St, Warracknabeal	Dwelling	\$245,137
BP03-17	W.Wilkie	Building	1164/2017/03/0	03/01/2017	21/09/2017	Lot 1 Cemetery Rd, Warracknabeal	Extensions	\$50,000
Total								\$1,307,323

Name of Council Officer supplying this Report: **Kathy Edwards**

Planning Permit Activity Report for September 2017 (Tabled) – Prepared by David Young

10.4 Capital Works Program 2016/2017 – Prepared by Chris Lehmann

<i>Project</i>	<i>Funding</i>	<i>% Completed</i>	<i>Start Date</i>	<i>Completion Date</i>	<i>Comments</i>
Gulbin Road Murtoa	Shire		December		700 x 4 m Seal commencing Wimmera Hwy
Flood Levee Warracknabeal	Shire & State/Federal Gov				
<i>Rural Roads</i>					
Dimboola Minyip Road	YSC/HRCC & Roads to Market	50%	October		1,623 m x 6.6 m commencing Barrat Quarry Road heading west
Longerenong Road	R2R		November		Widen Shoulders to 6.6 m seal – 1 km
Minyip Banyena Road	R2R		January		1 km x 6.6.m Seal from Burrum Lawler Road heading west
Sheep Hills Kellalac Road	R2R		March		1,400 m x 4 m Seal commencing 3 kms from Highway heading east
Goyura East School Bus Route	R2R		March		1 km x 4 m Seal commencing 2,580 m east of Highway
Hopetoun Yaapeet Road	R2R	100%	August	October	1.7 kms Widen Seal to 6.6 m commencing Gaalanungah North Road heading west
Sheep Hills Bangerang Road	R2R	20%	October		1.4 kms x 4 m Seal commencing Galaquil East Road
Yaapeet Kenmare Road	R2R		January		1 km x 4 m Seal commencing Rosebery Rainbow Road

YARRIAMBIACK SHIRE COUNCIL

COUNCIL MEETING

AGENDA

25 OCTOBER 2017

FOOTPATHS					
Project	Funding	% Completed	Start Date	Completion Date	Comments
Cromie St Rupanyup	Shire		October		Upgrade path to concrete Wemyss St to Hospital
Lascalles St Hopetoun	Shire		October		Construct new path – 232m between Dodgshun & Strachan Sts

Gravel Shoulders					
Project	Funding	% Completed	Start Date	Completion Date	Comments
Minyip Dimboola Road	Shire		January		2.6 kms Various Sections
Sheep Hills Kellalac Road	Shire		March		1 km commencing 4.4 kms from Highway
Wyperfeld Park Road	Shire		December		3.3 kms commencing at Rainbow Wyperfeld Road heading north
Yaapeet Kenmare Road	Shire		March		1 km commencing Galanungah North Road heading east

Gravel Re-Sheets					
Project	Funding	% Completed	Start Date	Completion Date	Comments
3LK Road	Shire	100%	September	September	1 km starting Wimmera Highway
Byrnes Road	Shire		March		1.2 kms starting Banyena Pimpinio Road
Dunlops Road	Shire	100%	September	September	1.3 kms starting Mathesons Road
Cannum Five Chain Road	Shire		February		1.3 kms starting 3.1 kms from Blue Ribbon Road

Gravel Re-Sheets (continued)					
Project	Funding	% Completed	Start Date	Completion Date	Comments
Carron Road	Shire		February		1.9 kms starting 4.9 kms from Rupanyup Road
Coopers Road	Shire		January		530 metres starting Lawler Road
Dogwood Road	R2R		December		1.6 kms starting 6.3 kms from Dimboola Minyip Road
Dunmunkle Creek Road	Shire		March		600 metres starting Lallat North Road
Feerys Road	Shire		December		2 sections (1) 1.8 kms starting Dimboola Minyip Road (2) 480 metres starting 2.7 kms from Dimboola Minyip Road
Gaulkes Road	Shire		November		1.3 kms starting 5.5 kms from Barrat Road
Glovers Road	Shire		November		600 metres starting 3.6 kms from Daveys Road
Government Road	Shire		January		400 metres starting 1.4 kms from Borung Hwy
Greisers Road	Shire		January		620 metres starting Rupanyup Road
Hepworth Road	Shire		January		580 metres starting 4.7 kms from Rupanyup Road
Kewell Tarkedia Road	Shire	100%	September	September	940 metre starting Sheep Hills Kellalac Road
Kranzs Road	Shire		April		500 metres starting Ailsa Road
Krauses Road	Shire	100%	August	August	
Leith Road	Shire		February		810 metres starting Rupanyup Road

YARRIAMBIAK SHIRE COUNCIL

COUNCIL MEETING

AGENDA

25 OCTOBER 2017

Gravel Re-Sheets (continued)					
<i>Project</i>	<i>Funding</i>	<i>% Completed</i>	<i>Start Date</i>	<i>Completion Date</i>	<i>Comments</i>
Lierschs Pit Road	Shire		March		710 metres starting 4 kms from Banyena Pimpinio Road
Longerenong Warracknabeal Road	Shire		March		1.5 kms starting 6.5 kms from Wimmera Hwy
McLachlans Road	Shire		December		410 metres starting 2.8 kms from Mount Pleasant Road
Mellis Road	Shire		November		910 metres starting 17.7 kms from Stawell Warracknabeal Road
Morgans Road	Shire	100%	September	September	1.6 kms starting 3.2 kms from Dalcross Road
Mount Pleasant Road	Shire		November		2.3 kms starting 6.4 kms from Donald Murtoa Road
Murtoa Settlement Road	R2R		February		1.1 kms starting 1.7 kms from Donald Murtoa Road
Robinson Lane	Shire		January		1.3 kms starting 2.5 kms from Ailsa Road
Ruwoldts Road	R2R		January		5.7 kms starting 2.4 kms from Stawell Warracknabeal Road
Tobins Road	Shire		December		1.3 kms starting Wimmera Hwy
Wallup Church West Road	Shire		January		1.5 kms starting Blue Ribbon Road
Westerlands Road	Shire		April		2 kms starting 1.6 kms from I Evans Road
Woods Road	R2R	100%	September	September	2.6 kms starting Donald Murtoa Road

Gravel Re-Sheets (continued)					
Project	Funding	% Completed	Start Date	Completion Date	Comments
Blue Ribbon Road	R2R		April		2.9 kms starting 19.9 kms from Borung Highway
Brikkle Road	Shire		April		2 sections (1) 330 metres starting 9.1 kms from Jeparit Road (2) 480 metres starting 15.8 kms from Jeparit Road
Burrion Road	Shire		January		1.1 kms starting 9.9 kms from Hopetoun West Road
Clyne Road	Shire		May		1 km starting 1.5 kms from Antwerp Road
Dodgshun Bellinger Road	Shire		January		1.5 kms starting 1.4 kms from Hopetoun Walpeup Road
Ellam Willenabrina Road	R2R		December		2.3 kms starting Warracknabeal Rainbow Road
Elliot Road	Shire		May		600 metres starting Hopetoun Walpeup Road
Gama South Road	Shire	100%	July	July	810 metres starting 6.4 kms from Henty Highway
Geodetic Road	Shire		February		1.5 kms starting 32 kms from Dimboola Minyip Road
Goads Road	R2R		November		2.3 kms starting 1 km from Henty Highway
Hermans Road	Shire		March		1.6 kms starting Henty Highway
Hood Lane	Shire		November		1.5 kms starting Brim West Road
J Ballentines Road	Shire		May		1.46 kms starting Goyura East SBR
Johns Road	Shire		December		1.97 kms starting 3.2 kms from Warracknabeal Rainbow Road

Gravel Re-Sheets (continued)					
Project	Funding	% Completed	Start Date	Completion Date	Comments
Kellys Road	Shire	100%	July	July	1.31 kms starting 1.8 kms from Sunraysia Highway
Lah Angle Road	Shire		November		1 km starting 4.5 kms from Lah West Road
Lascelles North Road	Shire	100%	August	August	990 metres starting 4.5 kms from Lascelles Sea Lake Road
Erhardts Road	Shire		January		2 kms starting 1 km from Birchip Rainbow Road
Moloney Road	Shire		May		800 metres starting 1.4 kms from Hopetoun Walpeup Road
Overalls Road	Shire		May		1.3 kms starting Sunraysia Highway
Patchewollock Tempy Road	Shire		May		1 km starting 12.6 kms from Sunraysia Highway
Sleeps Lane	Shire		February		820 metres starting Audrey Road
Tempy East Road	Shire		April		1.2 kms starting 5.4 kms from Sunraysia Highway
Warren Road	Shire		April		2.27 kms starting Birchip Rainbow Road
Wilson's Road	Shire		April		1.89 kms starting 2.3 kms from Hopetoun Sea Lake Road
Woodwards Road	Shire		November		1 km starting Beyal Road
Yaapeet North Road	R2R		December		1.57 kms starting 4kms from Hopetoun Yaapeet Road

Kerb & Channel					
<i>Project</i>	<i>Funding</i>	<i>% Completed</i>	<i>Start Date</i>	<i>Completion Date</i>	<i>Comments</i>
Hamilton Street Murtoa	Shire				162 metres from Marma Street to Breen Street both sides
South Street Minyip	Shire				201 metres Church Street to Foundry Street on north side

- Shows Minyip, Warracknabeal, Hopetoun
- Events Murtoa, Patchewollock, Rupanyup
- Backfill Andersons gravel pit
- Clean up storm damage Yaapeet

10.5 Community Services Report – Prepared by Gavin Blinman

Kindergartens

I attended the new reportable conduct scheme training in Melbourne recently. This scheme will impact us next year and fully by 2019. We will introduce new policy and procedures for all staff working with children, or who are working in a space where children may be.

The new regulations make the CEO responsible for all staff conduct, with a fine on the person not the organisation for failing to report or follow up any incident of abuse or allegation of abuse. We will need to roll this out in all Early Years areas and in Youth, HACC, CHSP and to a limited extent in outdoor staff.

As from 2018 we have been requested by DET to change our enrolment information to collect details on parent's employment status. This will then be used to determine our funding based on the category of employment families we have in our communities.

We will review this at our next staff meeting as well as try to improve the way we collect fees next year. This year has been a trial and we will look at introducing a system to get fees out to parents in the first weeks of term.

Environmental Health / Local Laws – Prepared by Tim Rose, Craig Byron

Food premises compliance remains quite good across the Shire, where no major concerns have been identified. Council has also received a number of enquiries for new businesses, including the transfer of two premises to new owners. One business that raised some concerns in recent months continues to cooperate with Council and demonstrate compliance.

Council's Mosquito Management Plan, which aims to formalise Council's control response in years when funding is provided, was presented to Council for adoption.

Council has continued to receive a number of onsite wastewater applications over this period. Many of which are systems that will be installed along with the development of new homes.

Council is currently in the process of completing the third round of school-based immunisations. This round focuses on completing the HPV 3 dose schedule and also providing any opportunity for 'catch up' of any other vaccines that eligible students have been missed throughout the year.

As per Council Policy, the inspection of all lakes and weir pools for indicators of blue-green algae will commence on October 20 2017. A standard sample will also be obtained from each site during December.

- 6 dogs were impounded, owners were located and animals were released after pound fees and registration fees were paid. Four of these dogs were unregistered
- One of these dogs was surrendered, they have all been adopted or gone to Animal Rescue groups
- Two dog seizures for welfare reasons. Two pigs surrendered after a tip off that they were being kept in a backyard of an abandoned house. With assistance of RSPCA the pigs were seized then impounded, after being surrendered they were rehoused locally on a farm
- Several dog attacks reported, these are currently under investigation
- Ongoing cat cage requests

- Several barking dog complaints attended to and investigated
- Property Notices have been issued after following up complaints from neighbours etc.

Aged and Disability – Prepared Lisa Dunkley

CHSP/VIC HACCPYP

Once again in September we held our seniors concert down the Town Hall with an attendance of two hundred.

This year we had Paul Hogan doing a tribute to Bobby Darin singing all of his past hits. After the concert a luncheon was enjoyed by all and a visit from the performer was extremely welcomed, as this does not usually happen. In November we will be holding a training session with all Cart teams across the Shire.

Preparing for the up coming Summer months, all Cart teams have received new suitcases with all the requirements in them to run a successful Emergency Relief Centre. We have employed two new Community Support Workers and still looking for more as there is a massive shortage

Assessment Officer Report – Prepared by Bronwen Clayton

CHSP/VIC HACCPYP

Assessment Officer Report prepared by Bronwen Clayton

New referrals for assessment: 12

- 10 from My Aged Care (clients over 65) for Home Support Assessment
- 1 for client over 65 requiring assessment for personal safety alarm
- 1 for client under 65 for Living at Home Assessment

- Continues to be overlapping of assessments for clients, from Rural Northwest Health (RNH) Wellness Team and YSC Assessor. We are continuing to look at ways to share our information and minimise over assessing/servicing clients
- Continuing to work with Seasons of Wellness group to present three sessions providing information re 'Myth Busting Aged Care' (Warracknabeal, Beulah and Hopetoun) in October. Flyers are being distributed and publicity has commenced (funded by Seasons of Wellness programme). We also worked at the Warracknabeal Show to promote these events with RNH and Neighbourhood House
- Attended Wimmera Alliance forum in Ararat – very informative day, with sessions provided on Change Management, Advance Care Planning, Marketing and Communication and the Forgotten Australians
- Helped at the Seniors lunch following the concert, which is a great opportunity to chat to clients I work with and people who may need support in the future

Volunteer Meals and Transport – Prepared by Libby Wright**Transport**

For the month of September 2017 the Shire completed nine drives with no cancellations. This month elderly were mainly accessing services in Horsham. The table below is a comparison over the last two years.

Sept 2017	9 drives, 0 cancellations
Sept 2016	13 drives, 0 cancellations

Meals on Wheels (MOW)

Sept 2017	692 Meals (173 p/w)
Sept 2016	728 Meals (182 p/w)

MOW services for Beulah are still suspended due to lack of numbers. Numbers in Rupanyup have not yet picked up but hopefully should do so.

Maternal and Child Health (MCH) – Prepared by Nanette Freckleton and Michelle Schilling

Birth Notifications to the end of Sept = 21

Birth notifications in Sept =6

Birth notifications North =1 South =1 Warracknabeal =4

Enrolments to end of Sept = 28

Enrolments in Sept =10

Immunisation sessions well attended

Total immunisations in 3 months July-Aug-Sept = 220

Meningococcal for 15-17yr olds continues in October with the 3rd round of school immunisations.

Youth Report – Prepared by Murray McKenzie

- At the last meeting it was requested whether an evening YSC meeting on a Wednesday be investigated so that YSC could meet the YYAC?
- Calendar for youth events in 2018 discussed and timeline put together
- Organised colour powder for the Murtoa Big Weekend colour run
- “Gaming Night” event purely for female youth ran well Friday Night, limited numbers but definitely will be further nights like this as the young people who attended loved it and said with more exposure they would get a heap more young ladies to it. Clearly having no lads there took the pressure off to play the games and they had a ball.
- Graffiti grant Discussion with prospective artist on October 11 to decide on format of mural
- Media training was run for the Youth Action Council for September 25/26th at Horsham in partnership with Hindmarsh and Nexus. This was excellent as we move toward the young people doing more of the media, with potential for a Community Radio station? Or at least the transmitting of Yarriambiack Has Talent event live through Triple H

SHARE Program 'Sustainable Healthy Adaptable Resilient Engaged' – Prepared by Marianne Ferguson**Silo Art Trail**

Due to windy weather, the Rosebery Silo Art is taking longer than expected to be completed. The Silo Art Trail brochure is currently in draft form. Feedback from local businesses across the Shire is indicating a significant increase of visitors in the area. The Silo Art Trail Facebook Page currently has approximately 18,000 'Likes'.

Wimmera Mallee Tourism

The Free Camping brochure is currently being printed. Promotional brochures are being distributed to Visitor Information Centres across Victoria. The page currently has 3,149 'Likes'.

Woomelang & Patchewollock Railway Stations

A proposal has been submitted to VicTrack to upgrade the Woomelang Railway Station. If successful, the railway station will be upgraded for community space and a maker's gallery. An application to upgrade the Patchewollock Railway Station is currently being drafted.

Yarriambiack Tourism

At the time of this report, the next Yarriambiack Tourism Meeting will be held at the Woomelang Hotel on Monday, 23 October 2017. The Yarriambiack Tourism Facebook Page currently has 2,134 'Likes'. The Yarriambiack Touring Guide and Rupanyup brochures are currently being updated. The Beulah, Yaapeet and Minyip brochures have been reprinted.

Community Services & Development Projects Report - Prepared by Andrea Stepney

Project	Description	Status	Stage	Percentage complete
Anzac Park Female Facilities Project	Construction of new female change room facilities	Construction completed. Officially opened 22/7/17	Completed	
Rupanyup Bowls Club Synthetic Green Project	Install a synthetic surface at the Rupanyup Bowling Club	Sustainable Water Fund grant of \$140,000 for a total project cost of \$154,000. Completion expected by 23 June 2017.	Completed	
Warracknabeal Library	Refurbishment – Internal & external upgrades	Delays due to replacement of structural steel	Construction	100
Murtoa Neighbourhood House	Demolition & replacement with transportable building	Demolition is complete. Site prep in progress	Construction	70
Sheep Hills Hall	Structural works, kitchen upgrade, disabled toilet, painting, water tank, air conditioning and electrical upgrade	The value of the project is \$64,632. Purchase orders issued to Contractors. The project will start August and be completed by early November 2017.	Construction	50
Hopetoun Memorial Hall Refurbishment Project	Internal & external paint, full window refurbishment	Works commenced 14/9/2017. Completion expected December 2017. Project value is \$77,890	Construction	25
Tempy Hall Stabilisation Project	Refurb of toilets, external wall stabilisation & roof/gutter/	DCP Agreement executed. Works to commence October 2017. Project value is \$63,952	Construction	25
Anzac Park Potable Water Project	An additional non-potable water supply for irrigation of Anzac Park sports oval.	Final designs imminent. Completion of project expected by December 2017. Sustainable Water Fund grant of \$59,000 for a total project cost of \$85,800.	Initiation	100
Warracknabeal Aerodrome Transfer Station Upgrade Project	Major Refurbishment	Awaiting building approvals.	Initiation	90
Warracknabeal Golf Club Irrigation Project	Fairways Irrigation	Evaluation completed. Awaiting SPAMWG review and approval.	Tender	75
Woomelang Hall Kitchen & Drainage Project	Kitchen Upgrade and drainage works	Scope meeting held. Awaiting final scope details from Committee.	Scoping	25
Beulah Cabins	Installations of two Cabins at caravan park	Developing project framework and project scope/costs.	Scoping	25

YARRIAMBIACK SHIRE COUNCIL

COUNCIL MEETING

AGENDA

25 OCTOBER 2017

Pipeline				%
Warracknabeal Saleyards Upgrade Project	Major Refurbishment	Project framework in development. Project Plan completed. RDV provided feedback. Further development of application required	Development	50
Warracknabeal Town Hall Upgrade Project	Major Refurbishment	Project Plan completed. RDV provided feedback. Further development of project required	Development	50
Hopetoun Bowls Club Synthetic Green 2 Project	Second Synthetic Surface	Potential for future SRV funding who have request a Schedule of Use to support second synthetic green. Project Plan in development.	Development	25
Minyip Memorial Hall	Structural problems, windows are decaying - dry rot. RSL floor subsidence	Proceeding with a Project Plan, quotes etc to be ready for next round of grants early 2018. Possibly Living Heritage Grant.	Development	10
Warracknabeal Leisure Complex	Replacement of ageing exercise equipment	Exercise bikes & treadmills are in poor condition. Need replacement. Bigger Gym space needed.	Development	10
Warracknabeal Playgroup	Shared Facilities Project	Funding for Multifunction Children's Centre	Development	5
Assistance Only				
Sheep Hills Hall Appliances Upgrade	New fridge and pie warmer	Made application to FRRR on behalf of Committee for \$1,858. Notified 30/6/17 application was successful.	Completed	
Rupanyup Men's Shed	Grant to improve amenities	Stronger Communities Programme - provided feedback on application.	Completed	Application submitted by Committee
W'beal Angling Club	Replace shed slab	Looking for grant \$2500 materials with all labour in-kind. Emailed Share Grant application 25/8/17	Completed	
W'beal Croquet Club	Resurface green	Have requested assistance with obtaining a grant to repair the green. Need around \$2500. Mailed share grant application.	Completed	
Rupanyup Junior Football	Helmets for junior players	Club has asked for assistance in find a suitable grant. Emailed info 2/8/2017 on Share Grant or SRV has Sporting Club Grants up to \$1k	Completed	
Hopetoun Courier Office	Repair to brick wall - deteriorating mortar & bricks	Have asked for assistance with finding a grant for \$1,500. Emailed Share grant application 25/8/2017	Completed	

YARRIAMBIACK SHIRE COUNCIL

COUNCIL MEETING

AGENDA

25 OCTOBER 2017

Assistance Only				
Warracknabeal Swimming Pool	Shade sail replacement	Sent info on Community Shade Grant (Health.Vic) 31/8/2017	Completed	
Tempy Patchewollock Play group	Kitchen Upgrade	Sent through info on FRRR Small Communities & Share grants 4/8/2017	Completed	
Rupanyup Historical Society	Historical Street Walk	Still scoping project but estimate around \$20k. Recommended Local History Grants program	Completed	
Rupanyup Memorial Hall	Seeking a grant for new chairs	Assisted with FRRR application & submission 13/9/17	Application submitted	
Minyip Memorial Hall	Seeking grant for front window repairs	Assisted with FRRR application & submission 15/9/2017	Application submitted	
Warracknabeal Anzac Memorial Park	New paving at entry gates	Have drafted application. Requested documents from RSL. Heritage assessment & planning applications required.	Development	
Beulah Netball Club Lighting Project	Light installations for two courts	Project did not meet SRV requirements for court inspection/audit. Club currently driving project through Stronger Communities	Development	
Murtoa Progress Society	Streetscape & Irrigation System	Attended August meeting – estimated 200K project. Original design & quote need updating. Assist with sourcing grant	Sourcing Grant	
Emma's Café - Minyip	Significant termite damage	Committee have requested assistance with a grant to repair the termite damage. Likely \$20k+ project. Project plan to be developed. Grant source not yet identified.	Sourcing Grant	
Minyip A&P	Minyip Show	Need \$4k to run event 10/10/17 – insufficient notice to acquire grant by required date. Source for 2018.	Sourcing Grant	
Warracknabeal Apex	Skate Park Upgrade	Installation of interconnected paths around the skate park. Approx \$25k project. Assist with finding grant	Sourcing Grant	
Hopetoun Rec Res	New goal posts	Assisting with quote and sourcing grant.	Sourcing Grant	

10.6 Infrastructure Services Report – Prepared by Bernie Naylor

Swimming Pool Funding Allocations

Council has been working with the local swimming pool committees in preparation for the new swimming season.

The Annual Allocations have now been forwarded to the committees.

Annual Allocations –

Swimming Pool	Allocation	Total
Warracknabeal	\$58,716	
Management & Lifeguards	\$10,000	\$68,716
Rupanyup	\$11,397	
Management & Lifeguards	\$10,000	\$21,397
Minyip	\$15,504	
Management & Lifeguards	\$10,000	\$25,504
Murtoa	\$25,667	
Management & Lifeguards	\$10,000	\$35,667
Hopetoun	\$21,748	
Management & Lifeguards	\$10,000	\$31,748
Beulah	\$12,475	
Management & Lifeguards	\$10,000	\$22,475
Woomelang	\$11,984	
Management & Lifeguards	\$10,000	\$21,984
Tempy	\$3,509	
Management & Lifeguards	\$5,000	\$8,509

In addition to this funding an amount of \$5,000 is allocated to each pool for general maintenance items.

Council has also budgeted extra funding for Rupanyup (Upgrade to Concourse), Tempy – (Electrical Upgrade) and Woomelang – (Filter Upgrade and Joint Repairs)

Contract C219/2017 Supply and Delivery of One (1) Grader

Council advertised contract C219/2017 being the Supply and Delivery of One (1) Grader for the Northern Works Area on the 21st September, 2017 through Tenderlink.

Tenders for the above mentioned contract closed at 2.00 pm on Friday the 20th October, 2017.

Submissions for the tender will be evaluated by Council at the November, 2017 meeting.

Free Green Waste Days

Council will once again be conducting our annual Free Green Waste disposal day for October/November.

Following the success of the program in May and October 2016, Council has decided to conduct the free disposal over the period from the 31st October, 2017 to the 5th November, 2017 during the Transfer Stations normal hours of operation.

Extending the collection period was very well received by the rate payers and residents with all transfer stations kept very busy and also enables the elderly to make arrangement to have their Green Waste removed from their properties.

Managing E-Waste in Victoria

With E-Waste growing three times faster than general municipal waste, which is putting pressure on waste management infrastructure and the environment, the Victorian State Government will be amending the Waste Management Policy legislation to Ban E-Waste from landfills.

The Ban on E-Waste will take effect as from July 2018.

The Government will be undertaking assessments of each Council and their requirements to implement the ban during the months of October and November 2017.

An amount of \$1.5 million has been allocated for the three year state wide education and awareness campaign.

\$15 million has been allocated to design and provide an E-Waste infrastructure program to assist Councils with infrastructure improvements to implement the E-Waste Ban.

Asset Engineer – Prepared by Michael Evans**Assets**

- Continuing to set up and validate asset registers in the new computer system (AssetFinda) and connect all relevant GIS layers
- Commenced the development of the Grants Commission Report
- Attended the North West Regional Asset Management Coordination Committee meeting held in Swan Hill

Emergency Management

I attended the Grampians Regional Emergency Management Planning Committee meeting held in Horsham

The Wimmera Emergency Resource Sharing Project group survey on Community Emergency Management is now closed. The information will now be collated and a report developed at a later date.

Technical Officer – Tony Brennan

- Review Vehicle and Plant checklist templates to produce reports for emailing to the responsible managers
- Process as required Dial Before You Dig enquiries ... Sept (53) Oct currently (24)
- Carry out Higher Duties for Bernie while on Annual leave (28th Sept – 9th Oct)
- Carry out Aerodrome Inspections twice weekly for the month of October
- Put NOTAM in place for upcoming Drag Meeting at Warracknabeal Aerodrome (8th – 9th Oct)
- Update training prior to upgrade for online applications for road managers using the NHVR system

Warracknabeal Regional Livestock Exchange

- Sale held Sept 27th Total Sold = 9,417 Head
- Sale held Oct 11th Total Sold = 6,865 Head

Murtoa Caravan Park (Oct 6th 7th 8th - Big Weekend)

Due to an extremely large amount of bookings far in excess of the sites available within the park extra sites had to be made available. Fortunately the spare block next to the park and the old hospital block across the road could be used as temporary sites. A big thank you must go to two of our outdoor staff members namely Tim Bryce and Phillip Gunn for setting up 30 extra sites to accommodate these large numbers.

Approx 50 vans were in these sites including the park with many positive comments relating to the magnificent job done by our caretaker Shan Skinner. This would have been no easy job with vans at three different locations all arriving and leaving on different days and times most wanting info on where to go etc... Thanks also to Recreation Reserve Committee in letting the patrons on the old Hospital site use the toilets and showers in the football club rooms.

Caravan Park Occupancy September 2017

State	Warracknabeal	Hopetoun	Murtoa
VIC	77	70	32
NSW	7	18	3
WA	1	0	0
QLD	8	6	1
SA	7	6	17
NT	0	0	0
ACT	0	0	0
TAS	0	0	1
International	0	0	0
Permanents	(4 x 9) = 36 (26 x 10) = 260	(31 x 0) = 0	(31 x 0) = 0
Monthly Occupancy	396	100 Receipts based	62

Technical Officer – Prepared by Nathan McLean

Traffic counters have been setup to obtain data for the silo artwork trail. Brim and Patchewollock have been completed and the Sheep Hills site is next on the list to capture data with Rupanyup, Lascelles and Rosebery to follow. Also a traffic counter will be setup on the Longerenong road as there has been an increase in traffic due to the roadworks on the Wimmera Highway.

OH&S Officer – Prepared by Bob Taylor

This month has been all ongoing with works:

- Traffic Management Plans for Hopetoun Hall, Hopetoun Market, construction jobs and re-sheets on shoulders
- Updated Safework Method Statements
- Checking First Aid Kits - outdoor
- Conducted safety audit on Hopetoun Town Hall and Warracknabeal Library

Design Engineer – Prepared by Joel Turner

- Current road rehabilitation jobs have been surveyed, designed and set out:
 - Hopetoun Yaapeet Road, complete
 - Dimboola Minyip Road, under construction
 - Sheep Hills Bangerang Road, under construction
 - Longerenong Road ready to commence
- Footpath quotes received and nearing acceptance
- Birchip Rainbow Road drainage upgrade and road widening near Shannon's Grain Site entrance complete

11 REPORTS FOR DECISION

11.1 Finance Report – Prepared by Anita McFarlane

Recommendation

The Finance Report as at September 2017 be received.

11.2 Revenue Report – Prepared by Chantelle Pitt

Recommendation

The Revenue Report as at October 2017 be received.

11.3 2016/2017 Annual Report - Prepared by Anita McFarlane

The 2016/17 Annual Report for Yarriambiack Shire Council has been prepared, in accordance with the requirements of The Local Government Act 1989, and was forwarded to the Hon. Marlene Kairouz MP, Minister for Local Government, by the due date 30 September 2017. Copies have been provided to Councillors.

Under S.134 of the Local Government Act 1989, Council must hold a meeting as soon as practicable after Council has sent the Annual Report to the Minister; and the meeting must be advertised at least 14 days prior in a public notice.

Notice of the preparation of the Annual Report was published in the Public Notices section of the Warracknabeal Herald, Wimmera Mail Times and Hopetoun Courier and on Councils website, with advice that the public is welcome to attend the Council meeting on 25 October 2017, and copies of the report (which includes the Auditor's Report and Performance Statements for the year ended 30 June 2017) can be inspected at Council's offices and on the Council's website.

Recommendation

The 2016/2017 Annual Report be adopted by Council

11.4 Audit Committee – by Anita McFarlane

The Audit Committee is an independent advisory Committee to Council. The primary objective of the Audit Committee is to assist Council in the effective conduct of its responsibilities for financial reporting, management of risk, maintain a reliable system of internal controls and facilitating the organisation's ethical development.

The membership of the Audit committee as per Council's Audit Charter is a minimum of three members – one Councillor and two independent persons. Committees with a membership greater than three must include a majority of external independent persons.

The Audit Committee has generally had two Councillor representatives and three external independent committee members. Councillor Jean Wise was an independent community member up until her election to Council at which point she was required to tender her resignation. Leo Casey tendered his resignation from the committee in August.

Council has advertised for two suitably qualified community members to join its Audit Committee with expressions of interest closing on the 29th September 2017. Three applications were received prior to the 29th September.

The applicants were:

Terry Grange

Terry was the former deputy mayor of the Yarriambiack Shire Council. He was a councillor of Yarriambiack Shire Council for 4 years. Terry has a comprehensive understanding of the various processes of council and the way a council functions. Terry has a degree in Business Administration.

Martin Moynihan

Martin has worked with accounting firms, small business software support firms, a small business in the recreation and hospitality industry, and the Finance team of a State government department. Martin holds a Certified Practising Accountant status with the Australian Society of CPAs. He has just completed a Master of Business Administration degree and also holds a Bachelor of Business (Accounting).

Diane Connolly

Diane is a part time Administration & Finance Manager at Robin L Barber Design Consultants. Diane has worked in various accounting rolls in Townsville and was also an Internal Auditor. She has a Bachelor of Business (Accounting).

James Gregson is currently the chairperson of the Audit Committee.

Recommendation

As the Audit Charter states that the Audit Committee only has to have a minimum of three members it is recommended that Terry Grange, Diane Connolly and Martin Moynihan be appointed to the Yarriambiack Shire Council Audit Committee. The Audit Committee will then have two Councillor representatives and four independent community representatives.

11.5 Request for Waiver on Rates – Woods’ Farming and Heritage Museum Inc. – Prepared by Chantelle Pitt

Council has received a letter from the Woods’ Farming and Heritage Museum Inc. requesting that the rates for the museum located at 109 Wimmera Highway, Rupanyup be waived.

The Woods’ Farming and Heritage Museum Inc. is a not-for-profit organisation that possesses a collection of farming and household memorabilia dating back to the 1920's and is a tourist attraction for the township of Rupanyup.

Under section 169 of the Local Government Act, Council can grant a rebate or concession in relation to any rate or charge:

- (a) to assist the proper development of the municipal district; or
- (b) to preserve buildings or places in the municipal district which are of historical or environmental interest; or
- (c) to restore or maintain buildings or places of historical, environmental, architectural or scientific importance in the municipal district; or
- (d) to assist the proper development of part of the municipal district.

The 2017/2018 annual Council rates and charges for this property are \$1,173.54 (excluding Fire Services Levy charges and Garbage/Recycling charges which remain payable).

Recommendation

That Council grant the Woods’ Farming and Heritage Museum Inc. a 100% rebate for the general rates and municipal charge for the property at 109 Wimmera Highway, Rupanyup, to assist the museum in preserving farming and household memorabilia relevant to Rupanyup and the surrounding district.

11.6 SHARE Community Grants, October 2017 – Prepared by Marianne Ferguson

Council extensively advertised the SHARE Community Grants Program for a period of 6 weeks throughout the Shire. The total funding available in this round is \$20,000 Inc GST. The evaluation panel consisted of the following representatives: Cr Helen Ballentine, Cr Jean Wise, Cr Corinne Heintze, Coordinator Public Health and Regulatory Services Tim Rose and Community Development Officer Marianne Ferguson. 42 applications were assessed requesting a total of \$92,765.50. 18 applications are recommended for funding.

Organisation	Description	Funding Allocated
Beulah Historic, Learning & Progress Association	Plaques for bollards and murals	\$1,435
Brim Memorial Bowling Club	To purchase and install a split system for the club house	\$ 500
Hopetoun and District Preschool	Assist with the costs of running an event or educational workshops	\$ 500
Hopetoun Gun Club	Relay the shooting lanes. Concrete, reinforcing mesh etc	\$1,500
Hopetoun Progress (Gateway BEET)	Purchase large shading trees and prepare area to plant. Transform into park /resting /viewing area – Old bowling green	\$2,000
Shake Rattle & Read/Healthy Active Kids (Hopetoun P12 College)	Purchase new equipment and materials for programs run to focus on social, physical and intellectual health	\$ 500
Lions Club of Warracknabeal	Renew old signage – Lions Park	\$2,000
Minyip Historical Society	Purchase a new computer and programs + portable back up drive	\$2,000
Minyip Progress Association	Emma's Building – Wall Upgrade	\$2,000
Murtoa Swimming Pool	Purchase a defibrillator for the community pool	\$1,500
Enterprise Rupanyup Ltd	Purchase and lay carpet, purchase painting products	\$1,000
Rupanyup Golf Club	Purchase a Defibrillator	\$1,500
Warracknabeal & District Historical Society	Purchase more information plaques for shops in Scott Street, W'beal	\$1,000
Warracknabeal A & P Society	Purchase microwave and bench top oven for the Secretary's Office	\$ 400
Warracknabeal Action Group	Update the Christmas tree in roundabout. Purchase tinsel, decorations, lights. Purchase of props & decorations for festival	\$ 500
Wheat City Derby Angels	Assist with costs to run a round of the State-wide Stampede at the Stadium	\$ 665
Woomelang and District Bush Nursing Centre	Purchase BBQ, lighting, outdoor tables and chairs etc to complement the community garden	\$ 500
Woomelang Historical Society	Install shelter to cover wagon	\$ 500
Total		\$20,000

Recommendation

That Council approve the above nominated projects under the 2016/2017 SHARE Community Grant Program.

12 GENERAL BUSINESS (including strategic direction and specific issues)

13 CLOSED SESSION

14 MINUTES FROM MEETINGS

15 ATTACHMENTS / REPORTS

Income Statement by Resources for September 2017
Income Statement by Department for September 2017
Summary of Major Income and Expenses by Resources for September 2017
Capital Expenditure for September 2017
Summary of Capital Works for September 2017
Balance Sheet as at 30 September 2017
Summary of Balance Sheet as at 30 September 2017
Rates Report – October 2017
Planning Permit Activity Report for October 2017

16 NEXT MEETING

The next meeting of Council will be held on Wednesday, 22 November 2017 at 9:30am at Warracknabeal.

17 CLOSE

_____ **Mayor**

YARRIAMBIACK SHIRE COUNCIL
INCOME STATEMENT BY RESOURCES
FOR SEPTEMBER 2017

	2014/2015 Budget	2014/2015 Actuals	2015/2016 Budget	2015/2016 Actuals	2016/2017 Budget	2016/2017 Actuals	September Actuals	2016/2017 Budget	YTD Actuals	Forecast	YTD Variance	YTD % Variance
Income												
Asset Disposal & Fair Value Adjustments	\$ (400,000)	\$ (375,190)	\$ (297,800)	\$ 403,000	\$ (290,000)	\$ 139,000	\$ (20,896)	\$ (273,000)	\$ (62,029)	\$ (273,000)	\$ (210,971)	77%
Contributions, Donations & Reimbursement	\$ (309,839)	\$ (264,320)	\$ (235,911)	\$ (85,000)	\$ (189,667)	\$ (391,000)	\$ (9,197)	\$ (271,459)	\$ (31,965)	\$ (271,459)	\$ (239,494)	88%
Government Grants & Charges	\$ (9,225,566)	\$ (11,155,366)	\$ (8,870,887)	\$ (8,259,000)	\$ (10,391,348)	\$ (13,340,000)	\$ (92,403)	\$ (10,714,510)	\$ (1,955,356)	\$ (10,714,510)	\$ (8,759,154)	82%
Interest Income	\$ (139,921)	\$ (138,836)	\$ (107,021)	\$ (128,000)	\$ (78,797)	\$ (122,000)	\$ (23,506)	\$ (79,910)	\$ (30,478)	\$ (79,910)	\$ (49,432)	62%
Rates & Charges	\$ (10,594,460)	\$ (10,827,963)	\$ (11,314,254)	\$ (11,348,000)	\$ (11,618,925)	\$ (11,645,000)	\$ 8,415	\$ (11,867,562)	\$ (12,852,387)	\$ (11,867,562)	\$ 984,825	(8%)
User Charges, Fees & Fines	\$ (1,051,752)	\$ (1,163,322)	\$ (1,028,072)	\$ (1,144,000)	\$ (1,325,330)	\$ (1,172,000)	\$ (90,138)	\$ (1,290,042)	\$ (261,836)	\$ (1,290,042)	\$ (1,028,206)	80%
Other Income				\$ (214,000)		\$ 126,000	\$ -	\$ -	\$ -	\$ -	\$ -	0%
Income Total	\$ (21,721,538)	\$ (23,924,996)	\$ (21,853,945)	\$ (20,775,000)	\$ (23,894,067)	\$ (26,405,000)	\$ (227,724)	\$ (24,496,483)	\$ (15,194,053)	\$ (24,496,483)	\$ (9,302,430)	38%
Expenditure												
Asset Disposal & Fair Value Adjustments	\$ 300,412	\$ 944,791	\$ 309,424	\$ -	\$ 318,707		\$ -	\$ 328,268	\$ -	\$ 328,268	\$ 328,268	0%
Bad & Doubtful Debts	\$ -	\$ 36,998	\$ -	\$ 17,000	\$ -	\$ 27,000	\$ -	\$ -	\$ -	\$ -	\$ -	0%
Contributions & Donations	\$ 892,342	\$ 851,753	\$ 977,245	\$ 767,000	\$ 994,453	\$ 842,000	\$ -	\$ 837,682	\$ 43,715	\$ 837,682	\$ 793,968	95%
Depreciation Amortisation & Impairment	\$ 6,251,313	\$ 6,568,314	\$ 6,438,426	\$ 6,453,000	\$ 6,631,593	\$ 6,960,000	\$ -	\$ 6,830,554	\$ -	\$ 6,830,554	\$ 6,830,554	100%
Employee Costs	\$ 7,637,865	\$ 7,403,109	\$ 7,770,428	\$ 7,607,000	\$ 8,056,020	\$ 7,904,000	\$ 661,087	\$ 8,323,461	\$ 1,994,062	\$ 8,323,461	\$ 6,329,399	76%
Finance Costs	\$ 72,866	\$ 108,979	\$ 123,396	\$ 53,000	\$ 127,097	\$ 51,000	\$ 1,441	\$ 124,789	\$ 1,688	\$ 124,789	\$ 123,101	99%
Materials	\$ 5,215,260	\$ 4,955,062	\$ 4,633,460	\$ 5,105,000	\$ 4,701,554	\$ 5,586,000	\$ (77,650)	\$ 6,425,442	\$ 742,370	\$ 6,425,442	\$ 5,683,072	88%
Other Expenses	\$ 1,357,868	\$ 1,333,339	\$ 1,299,629	\$ 1,289,000	\$ 1,325,239	\$ 1,472,000	\$ 16,821	\$ 1,342,658	\$ 588,171	\$ 1,342,658	\$ 754,487	56%
Expenditure Total	\$ 21,727,926	\$ 22,202,345	\$ 21,552,008	\$ 21,291,000	\$ 22,154,663	\$ 22,842,000	\$ 601,700	\$ 24,212,854	\$ 3,370,005	\$ 24,212,854	\$ 20,842,849	86%
Total	\$ 6,388	\$ (1,722,651)	\$ (301,937)	\$ 516,000	\$ (1,739,404)	\$ (3,563,000)	\$ 373,975	\$ (283,629)	\$ (11,824,048)	\$ (283,629)	\$ 11,540,419	

YARRIAMBIACK SHIRE COUNCIL
INCOME STATEMENT BY DEPARTMENT
FOR SEPTEMBER 2017

	2014/2015 Budget	2014/2015 Actuals	2015/2016 Budget	2015/2016 Actuals	2016/2017 Budget	2016/2017 Actuals	September Actuals	2016/2017 Budget	YTD Actuals	Forecast	YTD Variance	YTD % Variance
Income												
Community Services	\$ (1,974,579)	\$ (2,215,881)	\$ (1,863,121)	\$ (2,403,000)	\$ (2,038,586)	\$ (2,732,000)	\$ (112,333)	\$ (2,598,413)	\$ (684,895)	\$ (2,598,413)	\$ (1,913,518)	74%
Corporate Services	\$ (14,552,348)	\$ (17,406,375)	\$ (15,348,378)	\$ (12,227,000)	\$ (15,670,301)	\$ (17,549,000)	\$ (22,451)	\$ (15,802,864)	\$ (12,480,547)	\$ (15,802,864)	\$ (3,322,317)	21%
Economic Development	\$ (988,531)	\$ (1,047,968)	\$ (268,264)	\$ (596,000)	\$ (380,734)	\$ (416,000)	\$ (27,119)	\$ (444,809)	\$ (62,275)	\$ (444,809)	\$ (382,534)	86%
Engineering	\$ (2,725,221)	\$ (1,476,163)	\$ (2,749,800)	\$ (3,633,000)	\$ (4,393,033)	\$ (3,645,000)	\$ (27,288)	\$ (3,217,128)	\$ (405,860)	\$ (3,217,128)	\$ (2,811,268)	87%
Recreation & Culture & Leisure	\$ (264,361)	\$ (486,460)	\$ (360,970)	\$ (615,000)	\$ (127,293)	\$ (583,000)	\$ (2,703)	\$ (271,015)	\$ (51,347)	\$ (271,015)	\$ (219,668)	81%
Regulatory Services	\$ (157,739)	\$ (160,509)	\$ (147,663)	\$ (197,000)	\$ (129,543)	\$ (327,000)	\$ (18,896)	\$ (147,040)	\$ (41,286)	\$ (147,040)	\$ (105,754)	0%
Waste & Environment	\$ (1,058,759)	\$ (1,131,638)	\$ (1,115,749)	\$ (1,104,000)	\$ (1,154,577)	\$ (1,153,000)	\$ (16,935)	\$ (2,015,214)	\$ (1,467,841)	\$ (2,015,214)	\$ (547,373)	27%
Income Total	\$ (21,721,538)	\$ (23,924,996)	\$ (21,853,945)	\$ (20,775,000)	\$ (23,894,067)	\$ (26,405,000)	\$ (227,724)	\$ (24,496,483)	\$ (15,194,053)	\$ (24,496,483)	\$ (9,302,430)	38%
Expenditure												
Community Services	\$ 2,750,681	\$ 2,653,577	\$ 2,784,790	\$ 2,788,000	\$ 2,963,344	\$ 2,852,000	\$ 159,410	\$ 2,827,218	\$ 569,501	\$ 2,827,218	\$ 2,257,717	80%
Corporate Services	\$ 1,928,109	\$ 1,652,233	\$ 1,971,414	\$ 1,832,000	\$ 1,922,415	\$ 1,588,000	\$ 74,594	\$ 2,013,837	\$ 378,460	\$ 2,013,837	\$ 1,635,377	0%
Economic Development	\$ 1,020,560	\$ 1,248,749	\$ 772,285	\$ 810,000	\$ 990,318	\$ 1,143,000	\$ 23,420	\$ 1,283,369	\$ 178,536	\$ 1,283,369	\$ 1,104,833	86%
Engineering	\$ 11,069,421	\$ 11,838,719	\$ 10,954,703	\$ 10,923,000	\$ 11,295,342	\$ 11,866,000	\$ 229,680	\$ 11,913,378	\$ 1,283,883	\$ 11,913,378	\$ 10,629,495	89%
Governance	\$ 1,012,911	\$ 865,027	\$ 1,080,027	\$ 917,000	\$ 1,140,638	\$ 996,000	\$ 24,975	\$ 1,053,792	\$ 324,639	\$ 1,053,792	\$ 729,153	69%
Recreation & Culture & Leisure	\$ 1,377,604	\$ 1,292,057	\$ 1,344,019	\$ 1,365,000	\$ 1,137,279	\$ 1,781,000	\$ 6,214	\$ 1,517,255	\$ 158,537	\$ 1,517,255	\$ 1,358,718	90%
Regulatory Services	\$ 663,416	\$ 663,719	\$ 662,004	\$ 611,000	\$ 662,815	\$ 590,000	\$ 27,604	\$ 651,819	\$ 123,302	\$ 651,819	\$ 528,517	81%
Waste & Environment	\$ 1,905,224	\$ 1,988,264	\$ 1,982,766	\$ 2,045,000	\$ 2,042,512	\$ 2,026,000	\$ 55,803	\$ 2,952,186	\$ 353,147	\$ 2,952,186	\$ 2,599,039	88%
Expenditure Total	\$ 21,727,926	\$ 22,202,345	\$ 21,552,008	\$ 21,291,000	\$ 22,154,663	\$ 22,842,000	\$ 601,700	\$ 24,212,854	\$ 3,370,005	\$ 24,212,854	\$ 20,842,849	86%
Total	\$ 6,388	\$ (1,722,651)	\$ (301,937)	\$ 516,000	\$ (1,739,404)	\$ (3,563,000)	\$ 373,975	\$ (283,629)	\$ (11,824,048)	\$ (283,629)	\$ 11,540,419	

Yarriambiack Shire Council
Summary of major Income and Expenses by Resources for September

Income		
Asset Disposal & Fair Value Adjustments	Sale of vehicle - Ford Territory Rego 1FK 3KQ	\$ 20,895
Contribution & Donations	Income protection staff contribution	\$ 4,759
	Workcover reimbursement	\$ 2,338
	Youth Program	\$ 1,600
	Community Contributions	\$ 500
Government Grants & Charges	DHHS - HACC grants	\$ 19,562
	DET - Maternal & Child Health	\$ 16,011
	DET - Preschools	\$ 54,589
Interest Income	Interest on investments	\$ 2,422
	Interest on rates	\$ 21,084
User Charges	Caravan Park Fees	\$ 12,001
	Agents Fees	\$ 8,977
	Planning Fees & Permits	\$ 3,271
	Building Fees & Permits	\$ 14,159
	Waste Disposal Fees	\$ 14,724
	HACC & Brokerage Fees	\$ 14,972
	Lease Income (motor vehicles)	\$ 6,045
Total Income for September		\$ 227,724

Expenses		
Employee Costs	Salaries & Wages & Oncosts (includes Annual Leave, Sick Leave, Long Service Leave etc)	\$ 498,663
	Workcover	\$ 109,408
	Superannuation	\$ 46,401
	Travelling	\$ 6,580
Materials	Contracts - (includes Wimmera Mallee Waste, Civica, Skillinvest, Simpson Personnel, Horsham Rural City Council etc)	\$ 2,955
	Materials	\$ 3,646
	Plant Hire	\$ (84,948)
	Telephone	\$ 482
Other Expenses	Bank Fees	\$ 2,101
	Lease Expenses	\$ 14,678
	Postage	\$ 42
Total Expenses for September		\$ 601,700

YARRIAMBIACK SHIRE COUNCIL
CAPITAL EXPENDITURE FOR SEPTEMBER 2017

	2014/2015 Budget	2014/2015 Actuals	2015/2016 Budget	2015/2016 Actuals	2016/2017 Budget	2016/2017 Actuals	September Actuals	2017/2018 Budget	YTD Actuals	Forecast	YTD Variance	YTD % Variance
01929 - Administration - Capital												
0900 - Building Capital Works	\$ 5,000	\$ 17,910	\$ 30,000	\$ 28,021	\$ 5,000	\$ -		\$ 5,000	\$ 537	\$ 5,000	\$ 4,463	89%
0910 - Furniture & Equipment Capital Works	\$ 2,000	\$ -	\$ 2,060	\$ -	\$ 2,000	\$ 6,360		\$ 2,000		\$ 2,000	\$ 2,000	100%
01939 - Asset Management - Capital												
0920 - Computer / IT Capital Works	\$ -	\$ 6,528	\$ 39,500	\$ 77,065	\$ 15,000			\$ -		\$ -	\$ -	0%
01949 - Information Technology - Capital												
0920 - Computer / IT Capital Works	\$ 20,000	\$ 6,258	\$ 20,000	\$ 1,636	\$ 25,450	\$ 82,563		\$ 77,000		\$ 77,000	\$ 77,000	100%
02919 - HACC Administration - Capital												
0910 - Furniture & Equipment Capital Works	\$ -	\$ 2,800	\$ -	\$ 3,436	\$ -	\$ -		\$ -		\$ -	\$ -	0%
0920 - Computer / IT Capital Works						\$ 11,800		\$ -	\$ 6,128	\$ -	\$ (6,128)	0%
02000 - Housing												
0900 - Building Capital Works	\$ -	\$ -	\$ -		\$ -	\$ 6,424		\$ -	\$ 6,211		\$ (6,211)	0%
02929 - MECC - Capital												
0910 - Furniture & Equipment Capital Works	\$ 2,228	\$ -	\$ 2,000		\$ 2,000			\$ 2,000		\$ 2,000	\$ 2,000	100%
02939 - Senior Citizens - Capital												
0900 - Building Capital Works	\$ 80,000	\$ 288	\$ 95,000	\$ 96,990	\$ 5,000	\$ 13,436		\$ 5,000		\$ 5,000	\$ 5,000	100%
02949 - Environmental Health - Capital												
0910 - Furniture & Equipment Capital Works			\$ -	\$ 4,043	\$ 2,000			\$ 2,000		\$ 2,000	\$ 2,000	0%
02959 - Animal Pound - Capital												
0930 - Animal Pound - Capital Works	\$ -	\$ -	\$ -	\$ 14	\$ -			\$ -		\$ -	\$ -	0%
02969 - Maternal & Child Health - Capital												
0900 - Building Capital Works	\$ 20,000	\$ 70,732	\$ 6,556	\$ 11,987	\$ -			\$ -		\$ -	\$ -	0%
0920 - Computer / IT Capital Works	\$ 2,500	\$ -	\$ 6,500	\$ -	\$ -			\$ -		\$ -	\$ -	0%
02979 - Fire Hydrants - Capital												
0965 - Fire Hydrants - Capital	\$ -	\$ -	\$ 4,000		\$ -			\$ 166,500		\$ 166,500	\$ 166,500	0%
02989 - Preschools - Capital												
0900 - Building Capital Works	\$ 43,000	\$ 487	\$ 5,000	\$ 7,120	\$ 5,000	\$ 5,040		\$ -		\$ -	\$ -	0%
03909 - Industrial Estate - Capital												
0905 - Industrial Estate Capital Works	\$ 35,000	\$ -	\$ 15,000	\$ 11,045	\$ 28,000	\$ 30,447		\$ 16,500		\$ 16,500	\$ 16,500	100%
03919 - Caravan Parks - Capital												
0900 - Building Capital Works	\$ 76,000	\$ 57,525	\$ 10,000	\$ 34,562	\$ 30,000	\$ 36,906		\$ 35,000		\$ 35,000	\$ 35,000	100%
0910 - Furniture & Equipment Capital Works	\$ 2,000	\$ -	\$ 2,000		\$ 500	\$ -		\$ 2,000		\$ 2,000	\$ 2,000	100%
03929 - Public Amenities - Capital												
0900 - Building Capital Works	\$ 5,000	\$ -	\$ 70,000	\$ 77,848	\$ 5,000	\$ 24,822		\$ 5,000	\$ 32	\$ 5,000	\$ 4,968	99%
04929 - Library - Capital												
0900 - Building Capital Works	\$ -	\$ -	\$ -		\$ 185,000	\$ 56,874		\$ 150,000	\$ 16,461	\$ 150,000	\$ 133,539	89%
04939 - Hall - Capital												
0900 - Building Capital Works	\$ 48,000	\$ 48,459	\$ 50,000	\$ 2,588	\$ 70,000	\$ 7,196		\$ 264,000	\$ 2,909	\$ 264,000	\$ 261,091	99%
05909 - Parks & Playgrounds - Capital												
0975 - Playground Capital Works	\$ 21,630	\$ 105,386	\$ 10,000	\$ 40,475	\$ 15,300	\$ 77,711		\$ 10,000	\$ 1,640	\$ 10,000	\$ 8,360	84%
05919 - Recreation Reserve - Capital												
0900 - Building Capital Works	\$ -	\$ -	\$ 348,000	\$ 360,120	\$ -	\$ 91,951		\$ -		\$ -	\$ -	0%
05939 - Swimming Pool - Capital												
0900 - Building Capital Works	\$ 20,000	\$ -	\$ 20,000	\$ 9,091	\$ 5,000			\$ 5,000		\$ 5,000	\$ 5,000	100%
05949 - Sporting Complex - Capital												
0900 - Building Capital Works	\$ 5,000	\$ 37,330	\$ 5,000		\$ 28,625			\$ 50,000	\$ 12,201	\$ 50,000	\$ 37,799	76%
0910 - Furniture & Equipment Capital Works	\$ 4,000	\$ -	\$ 4,000		\$ 4,000			\$ -		\$ -	\$ -	0%
05959 - Gymnasium - Capital												
0910 - Furniture & Equipment Capital Works	\$ 4,000	\$ -	\$ -		\$ -			\$ 4,000		\$ 4,000	\$ 4,000	0%
05969 - Bowling Clubs - Capital												
0900 - Building Capital Works	\$ -	\$ -	\$ -		\$ -			\$ -		\$ -	\$ -	0%
06909 - Local Roads - Capital												
0935 - Urban Road Construction	\$ 186,000	\$ 255,868	\$ 191,120	\$ 148,838	\$ 341,810	\$ 144,996		\$ 441,894	\$ -	\$ 441,894	\$ 441,894	100%
0940 - Rural Road Construction	\$ 2,363,544	\$ 2,605,985	\$ 2,325,481	\$ 2,343,459	\$ 2,333,145	\$ 1,919,879	\$ 120,082	\$ 2,000,583	\$ 318,693	\$ 2,000,583	\$ 1,681,890	84%
0945 - Reseals	\$ 229,911	\$ 231,432	\$ 336,912	\$ 474,718	\$ 800,128	\$ 411,747	\$ -	\$ 500,564	\$ -	\$ 500,564	\$ 500,564	100%
0950 - Resheets	\$ 1,178,760	\$ 1,465,280	\$ 1,135,608	\$ 1,413,615	\$ 1,124,777	\$ 1,185,546	\$ 65,608	\$ 1,127,948	\$ 245,447	\$ 1,127,948	\$ 882,501	78%
0955 - Shoulder Resheets	\$ 378,721	\$ 489,651	\$ 376,840	\$ 976,387	\$ 362,937	\$ 337,801	\$ 7,716	\$ 350,256	\$ 12,947	\$ 350,256	\$ 337,309	96%
06919 - Footpath - Capital												
0980 - Footpath Construction	\$ 201,337	\$ 136,014	\$ 211,992	\$ 144,166	\$ 166,956	\$ 177,736		\$ 126,298	\$ 2,138	\$ 126,298	\$ 124,160	98%
06929 - Bridge - Capital												
0990 - Bridge Construction	\$ 32,726	\$ -	\$ 33,764	\$ 11,990	\$ 114,834	\$ 90,240		\$ 23,200		\$ 23,200	\$ 23,200	100%
06939 - Kerb & Channel - Capital												
0985 - Kerb & Channel Construction	\$ 300,000	\$ 278,972	\$ 311,410	\$ 333,406	\$ 169,336	\$ 149,338		\$ 209,000		\$ 209,000	\$ 209,000	100%
06959 - Aerodrome - Capital												
0900 - Building Capital Works	\$ -	\$ 22,542	\$ -	\$ 419,084	\$ -	\$ 145,741		\$ 150,000		\$ 150,000	\$ 150,000	0%
0950 - Resheets	\$ 150,000	\$ 37,980	\$ 530,458	\$ 26,435	\$ 120,000	\$ 3,425		\$ 50,000		\$ 50,000	\$ 50,000	100%
06979 - Depot - Capital												
0900 - Building Capital Works	\$ 250,000	\$ 275,601	\$ 108,000	\$ 323,606	\$ 145,000	\$ 60,611		\$ 120,000	\$ 27,284	\$ 120,000	\$ 92,716	77%
07909 - Drainage - Capital												
0995 - Drainage Construction	\$ 33,297	\$ 50,478	\$ 35,000		\$ 71,399	\$ 23,620		\$ 26,083		\$ 26,083	\$ 26,083	100%
07929 - Transfer Stations & Landfills - Capital												
0960 - Waste Site Capital Works	\$ 20,000	\$ 6,285	\$ 20,000	\$ 8,001	\$ 20,000	\$ 19,740		\$ 20,000		\$ 20,000	\$ 20,000	100%

YARRIAMBIAK SHIRE COUNCIL
CAPITAL EXPENDITURE FOR SEPTEMBER 2017

	2014/2015 Budget	2014/2015 Actuals	2015/2016 Budget	2015/2016 Actuals	2016/2017 Budget	2016/2017 Actuals	September Actuals	2017/2018 Budget	YTD Actuals	Forecast	YTD Variance	YTD % Variance
08909 - Livestock Exchange - Capital												
0900 - Building Capital Works	\$ 10,300	\$ 29,717	\$ 5,000		\$ 5,000	\$ 5,695		\$ 205,000		\$ 205,000	\$ 205,000	100%
69760 - Staff Vehicle Purchases												
6800 - Plant Purchases	\$ 320,000	\$ 282,970	\$ 320,000		\$ 290,000			\$ 300,000		\$ 300,000	\$ 300,000	100%
69860 - Works Plant Purchases												
6800 - Plant Purchases	\$ 740,000	\$ 825,708	\$ 900,000	\$ 1,226,942	\$ 890,000	\$ 1,652,645		\$ 900,000	\$ 98,115	\$ 900,000	\$ 801,885	89%
Total	\$ 6,789,954	\$ 7,348,186	\$ 7,586,201	\$ 8,616,688	\$ 7,388,197	\$ 6,780,290	\$ 193,406	\$ 7,351,826	\$ 750,743	\$ 7,351,826	\$ 6,601,083	90%

**Yarriambiack Shire Council
Summary of Capital Works for September**

Capital Work		
Rural Road Construction	Hopetoun Yaapeet Road	\$ 94,048
	Sheep Hills Kellalac Road	\$ 2,714
	Minyip Banyena Road	\$ 1,311
	Gulbin Road	\$ 21,083
	Dimboola Minyip Road	\$ 927
Resheets	Woods Road	\$ 24,881
	Niewands Road	\$ 11,195
	Dunlops Road	\$ 29,532
Shoulder Resheets	Rupanyup Road	\$ 7,716
Total Capital Works for September		\$193,406

YARRIAMBIACK SHIRE COUNCIL

BALANCE SHEET AS AT 30th SEPTEMBER 2017

	2014/2015 Budget	2014/2015 Actuals	2015/2016 Budget	2015/2016 Actuals	2016/2017 Budget	2016/2017 Actuals	September Actuals	2017/2018 Budget	YTD Actuals	Forecast	YTD Variance	YTD % Variance
Current Assets												
Cash & Cash Equivalents Investments	\$ 2,992,000	\$ 4,322,000	\$ 1,429,000	\$ 1,838,000	\$ 1,580,000	\$ 7,178,000	\$ (419,149)	\$ 1,883,000	\$ 3,957,287	\$ 1,883,000	\$ (2,074,287)	(110%)
Rate Debtors	\$ 900,000	\$ 1,185,000	\$ 850,000	\$ 1,406,000	\$ 1,010,000	\$ 1,389,000	\$ (504,612)	\$ 1,040,000	\$ 13,429,147	\$ 1,040,000	\$ (12,389,147)	(1191%)
Debtors	\$ 511,000	\$ 407,000	\$ 94,000	\$ 553,000	\$ 555,000	\$ 575,000	\$ (431,223)	\$ 562,000	\$ 314,305	\$ 562,000	\$ 247,695	0%
Other Current Accrued Assets	\$ 180,000	\$ 206,000	\$ 180,000	\$ 297,000	\$ 252,000	\$ 198,000		\$ 255,000	\$ 170,130	\$ 255,000	\$ 84,870	33%
Inventory On Hand	\$ 900,000	\$ 484,000	\$ 711,000	\$ 370,000	\$ 909,000	\$ 829,000	\$ 8,571	\$ 918,000	\$ 777,539	\$ 918,000	\$ 140,461	15%
Assets Held for Resale	\$ 84,000	\$ 31,000	\$ 15,000	\$ 42,000	\$ 50,000	\$ 30,000		\$ 50,000	\$ 29,974	\$ 50,000	\$ 20,026	40%
Current Assets Total	\$ 5,567,000	\$ 6,635,000	\$ 3,279,000	\$ 4,506,000	\$ 4,356,000	\$ 10,199,000	\$ (1,346,413)	\$ 4,708,000	\$ 18,678,382	\$ 4,708,000	\$ (13,970,382)	
Non Current Assets												
Non Current Debtors	\$ -	\$ 1,000	\$ -	\$ 39,000	\$ 653,000	\$ 3,000		\$ 654,000		\$ 654,000	\$ 654,000	0%
Investments	\$ 350,000	\$ 481,000	\$ 357,000	\$ 469,000	\$ 491,000	\$ 494,000		\$ 491,000	\$ 493,811	\$ 491,000	\$ (2,811)	0%
Fixed Assets	\$ 149,645,000	\$ 154,054,000	\$ 159,177,000	\$ 157,547,000	\$ 158,216,000	\$ 161,297,000	\$ 193,406	\$ 158,480,000	\$ 162,049,003	\$ 158,480,000	\$ (3,569,003)	(2%)
Non Current Assets Total	\$ 149,995,000	\$ 154,536,000	\$ 159,534,000	\$ 158,055,000	\$ 159,360,000	\$ 161,794,000	\$ 193,406	\$ 159,625,000	\$ 162,542,814	\$ 159,625,000	\$ (2,917,814)	
TOTAL ASSETS	\$ 155,562,000	\$ 161,171,000	\$ 162,813,000	\$ 162,561,000	\$ 163,716,000	\$ 171,993,000	\$ (1,153,007)	\$ 164,333,000	\$ 181,221,196	\$ 164,333,000	\$ (16,888,196)	
Current Liabilities												
Creditors	\$ 1,200,000	\$ 2,070,000	\$ 1,200,000	\$ 1,533,000	\$ 909,000	\$ 2,781,000	\$ (1,000,346)	\$ 1,000,000	\$ 140,159	\$ 1,000,000	\$ 859,841	86%
Current Loans	\$ 151,000	\$ 136,000	\$ 62,000	\$ 105,000	\$ 104,000	\$ 240,000		\$ 110,000	\$ 239,930	\$ 110,000	\$ (129,930)	(118%)
Short Term Provisions	\$ 2,619,000	\$ 2,854,000	\$ 2,619,000	\$ 3,268,000	\$ 2,982,000	\$ 3,366,000		\$ 2,871,000	\$ 3,366,687	\$ 2,871,000	\$ (495,687)	(17%)
Trust & Deposits	\$ -	\$ 31,000	\$ -	\$ 157,000	\$ -	\$ 19,000	\$ 877	\$ -	\$ 20,552	\$ -	\$ (20,552)	0%
Current Liabilities Total	\$ 3,970,000	\$ 5,091,000	\$ 3,881,000	\$ 5,063,000	\$ 3,995,000	\$ 6,406,000	\$ (999,469)	\$ 3,981,000	\$ 3,767,328	\$ 3,981,000	\$ 213,672	
Non Current Liabilities												
Long Term Provisions	\$ 404,000	\$ 519,000	\$ 404,000	\$ 474,000	\$ 556,000	\$ 467,000		\$ 758,000	\$ 467,422	\$ 758,000	\$ 290,578	38%
Non Current Loans	\$ 199,000	\$ 215,000	\$ 229,000	\$ 110,000	\$ 109,000	\$ 121,000	\$ 27,031	\$ -	\$ 84,065	\$ -	\$ (84,065)	0%
Non Current Liabilities Total	\$ 603,000	\$ 734,000	\$ 633,000	\$ 584,000	\$ 665,000	\$ 588,000	\$ 27,031	\$ 758,000	\$ 551,487	\$ 758,000	\$ 206,513	
TOTAL LIABILITIES	\$ 4,573,000	\$ 5,825,000	\$ 4,514,000	\$ 5,649,000	\$ 4,660,000	\$ 6,994,000	\$ (972,438)	\$ 4,739,000	\$ 4,318,815	\$ 4,739,000	\$ 420,185	
NET ASSETS	\$ 150,989,000	\$ 155,346,000	\$ 158,299,000	\$ 156,912,000	\$ 159,056,000	\$ 164,999,000	\$ (180,569)	\$ 159,594,000	\$ 176,902,381	\$ 159,594,000	\$ (17,308,381)	
Current Assets												
Accumulated Surplus/Deficit	\$ 64,189,000	\$ 60,384,000	\$ 58,941,000	\$ 59,855,000	\$ 61,455,000	\$ 63,442,000	\$ (373,975)	\$ 61,536,000	\$ 74,596,069	\$ 61,536,000	\$ (13,060,069)	(21%)
Asset Revaluation Reserve	\$ 86,800,000	\$ 94,962,000	\$ 99,358,000	\$ 97,057,000	\$ 97,601,000	\$ 101,557,000	\$ -	\$ 98,058,000	\$ 101,555,569	\$ 98,058,000	\$ (3,497,569)	(4%)
TOTAL EQUITY	\$ 150,989,000	\$ 155,346,000	\$ 158,299,000	\$ 156,912,000	\$ 159,056,000	\$ 164,999,000	\$ (373,975)	\$ 159,594,000	\$ 176,151,638	\$ 159,594,000	\$ (16,557,638)	

Investments

Bendigo Bank	\$ 330,027.96	2.65%	01/09/2017
Commonwealth Bank	\$ 132,130.03	2.05%	19/06/2017
AMP (oncall)	\$ 480.39		Oncall
	\$ 462,638.38		

Loans

		Term & Rate	Finish Date
National Australia Bank - Unfunded Superannuation	\$ 83,924	Fixed at 5.21%	30/06/2018
Porter Plant - Street Sweeper	\$ 299,500	5 years	
	\$ 383,424		

Yarriambiack Shire Council
Summary of Balance Sheet as at 30th September

Assets		
Current Assets		YTD Actuals
Cash & Cash Equivalents	The general bank account had a balance of \$3.063 million at the 30th September. Council is holding \$281,252 in cash and investments of Section 86 Committees. Council has \$462,638 invested with the CBA and Bendigo Banks.	\$ 3,957,287
Rate Debtors	For the month of September Rate Debtors decreased by \$504,612. Outstanding rates are still being pursued by debt collection agencies.	\$13,429,147
Debtors	General Debtors have decreased by \$114,550 due mainly to debtor payments for drought grants	\$314,305
Non Current Assets		
Fixed Assets	Increased by \$193,406 as per the Capital Works report.	\$162,049,003

Liabilities		
Current Liabilities		
Creditors	At the time of preparing this report September invoices have not been processed.	\$140,159
Net Assets		\$176,902,381

Rates Report - October 2017

Prepared by Chantelle Pitt

Rate Classification	2016/2017 Budget	2016/2017 Actuals	2017/2018 Budget	Actual YTD Receipts	Rebates	Outstanding Rates			Total
						Current	Arrears & Legals	Interest	
Commercial	\$ 323,804.40	\$ 599,375.60	\$ 329,952.77	\$ (31,899.99)	\$ (2,145.13)	\$ 296,673.40	\$ 63,973.70	\$ 29,286.88	\$ 389,933.98
Farmland	\$ 7,912,102.39	\$ 103,951.70	\$ 8,067,054.11	\$ (325,683.04)	\$ (3,435.22)	\$ 7,763,496.98	\$ 126,397.04	\$ 6,857.93	\$ 7,896,751.95
Residential	\$ 1,998,604.94	\$ 235,468.53	\$ 2,038,579.41	\$ (323,923.09)	\$ (119,836.61)	\$ 1,615,600.45	\$ 454,145.05	\$ 137,107.25	\$ 2,206,852.75
Total	\$ 10,234,511.73	\$ 938,795.83	\$ 10,435,586.29	\$ (681,506.12)	\$ (125,416.96)	\$ 9,675,770.83	\$ 644,515.79	\$ 173,252.06	\$ 10,493,538.68

Rate Classification	2016/2017 Budget	2016/2017 Actuals	2017/2018 Budget	Actual YTD Receipts	Rebates	Outstanding Rates			Total
						Current	Arrears & Legals	Interest	
Kerbside Garbage Charges	\$ 709,728.31	\$ 194,239.95	\$ 714,043.73	\$ (113,769.39)	\$ (35,714.94)	\$ 574,472.69	\$ 111,840.04	\$ 42,436.03	\$ 728,748.76
Kerbside Recycling Charges	\$ 356,486.56	\$ 94,367.09	\$ 361,825.17	\$ (62,815.12)	\$ (24,102.71)	\$ 283,390.75	\$ 57,041.85	\$ 11,316.52	\$ 351,749.12
Municipal Charge	\$ 351,536.64	\$ 147,414.54	\$ 357,641.57	\$ (49,453.62)	\$ (15,719.34)	\$ 295,420.83	\$ 113,537.07	\$ 32,252.55	\$ 441,210.45
Fire Services Fixed Charge	\$ 723,981.00	\$ 175,521.25	\$ 732,391.00	\$ (83,403.61)	\$ -	\$ 610,605.40	\$ 129,396.89	\$ 19,324.47	\$ 759,326.76
Fire Services Levy	\$ 511,470.05	\$ 23,466.25	\$ 487,711.25	\$ (26,666.08)	\$ (43,500.00)	\$ 462,787.79	\$ 14,760.90	\$ 1,301.04	\$ 478,849.73
Credits	\$ -	\$ -	\$ -	\$ 149,153.04	\$ -	\$ (17,856.03)	\$ -	\$ -	\$ (17,856.03)
Total	\$ 2,653,202.56	\$ 635,009.08	\$ 2,653,612.72	\$ (186,954.78)	\$ (119,036.99)	\$ 2,208,821.43	\$ 426,576.75	\$ 106,630.61	\$ 2,742,028.79

Grand Total	\$ 12,887,714.29	\$ 1,573,804.91	\$ 13,089,199.01	\$ (868,460.90)	\$ (244,453.95)	\$ 11,884,592.26	\$ 1,071,092.54	\$ 279,882.67	\$ 13,235,567.47
--------------------	-------------------------	------------------------	-------------------------	------------------------	------------------------	-------------------------	------------------------	----------------------	-------------------------

Breakdown of Outstanding Rates by Ward

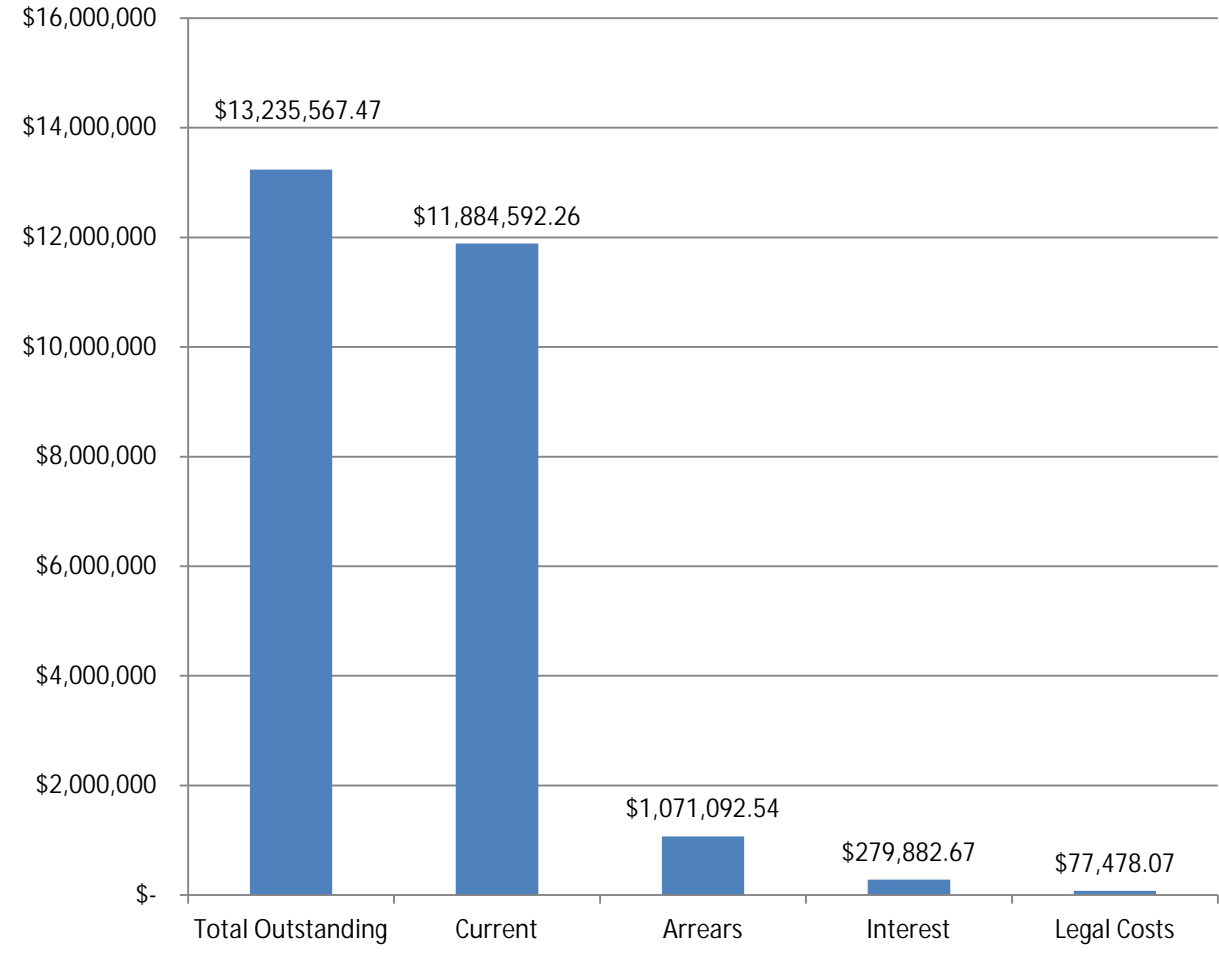
Dunmunkle Ward	2017/2018 Budget	Actual YTD Receipts	Rebates	Current	Arrears & Legals	Interest	Total
Commercial Rates	\$ 81,339.40	\$ (11,727.45)	\$ (659.59)	\$ 69,301.61	\$ 48,225.93	\$ 22,943.36	\$ 140,470.90
Farmland Rates	\$ 2,506,119.11	\$ (83,764.81)	\$ (807.18)	\$ 2,431,657.79	\$ 13,102.42	\$ 707.38	\$ 2,445,467.59
Residential Rates	\$ 606,052.22	\$ (95,784.40)	\$ (39,903.83)	\$ 476,046.90	\$ 141,619.09	\$ 36,281.18	\$ 653,947.17
Kerbside Garbage Charges	\$ 197,671.26	\$ (37,337.03)	\$ (12,442.61)	\$ 150,430.46	\$ 36,541.12	\$ 14,395.35	\$ 201,366.93
Kerbside Recycling Charges	\$ 108,511.62	\$ (20,529.98)	\$ (8,364.27)	\$ 82,296.62	\$ 18,386.85	\$ 4,346.92	\$ 105,030.39
Municipal Charge	\$ 104,009.84	\$ (15,369.70)	\$ (5,481.22)	\$ 83,883.35	\$ 26,956.21	\$ 6,966.99	\$ 117,806.55
Credits	\$ -	\$ 46,681.10	\$ -	\$ (5,041.78)	\$ -	\$ -	\$ (5,041.78)
Fire Services Fixed Charge	\$ 207,822.00	\$ (25,294.83)	\$ (14,850.00)	\$ 169,127.83	\$ 29,498.64	\$ 4,049.33	\$ 202,675.80
Fire Services Levy	\$ 145,577.70	\$ (7,675.74)	\$ -	\$ 138,572.77	\$ 4,695.72	\$ 539.54	\$ 143,808.03
Total	\$ 3,957,103.15	\$ (1,738.70)	\$ (80,865.90)	\$ 3,836,456.34	\$ 326,671.52	\$ 93,110.66	\$ 4,256,238.52

Hopetoun Ward	2017/2018 Budget	Actual YTD Receipts	Rebates	Current	Arrears & Legals	Interest	Total
Commercial Rates	\$ 90,505.47	\$ (3,800.82)	\$ (915.69)	\$ 85,851.92	\$ 6,634.95	\$ 4,882.61	\$ 97,369.48
Farmland Rates	\$ 2,738,708.64	\$ (153,155.40)	\$ (1,199.74)	\$ 2,599,057.00	\$ 71,123.16	\$ 1,737.34	\$ 2,671,917.50
Residential Rates	\$ 378,216.79	\$ (58,739.75)	\$ (30,112.96)	\$ 291,680.32	\$ 125,025.88	\$ 45,914.33	\$ 462,620.53
Kerbside Garbage Charges	\$ 161,667.48	\$ (24,818.90)	\$ (10,709.40)	\$ 128,154.97	\$ 38,540.71	\$ 17,968.30	\$ 184,663.98
Kerbside Recycling Charges	\$ 89,947.27	\$ (14,822.28)	\$ (7,396.97)	\$ 69,618.97	\$ 18,352.11	\$ 4,539.46	\$ 150,562.43
Municipal Charge	\$ 105,733.76	\$ (14,079.92)	\$ (4,825.82)	\$ 87,440.44	\$ 48,334.58	\$ 14,787.41	\$ 150,562.43
Credits	\$ -	\$ 47,513.48	\$ -	\$ (3,737.30)	\$ -	\$ -	\$ (3,737.30)
Fire Services Fixed Charge	\$ 225,632.00	\$ (24,614.14)	\$ (11,350.00)	\$ 190,907.08	\$ 54,841.28	\$ 8,796.77	\$ 254,545.13
Fire Services Levy	\$ 155,608.65	\$ (8,862.34)	\$ -	\$ 147,511.92	\$ 4,913.51	\$ 241.28	\$ 152,666.71
Total	\$ 3,946,020.06	\$ (2,188.99)	\$ (64,593.98)	\$ 3,830,802.00	\$ 386,107.14	\$ 101,317.54	\$ 4,318,226.68

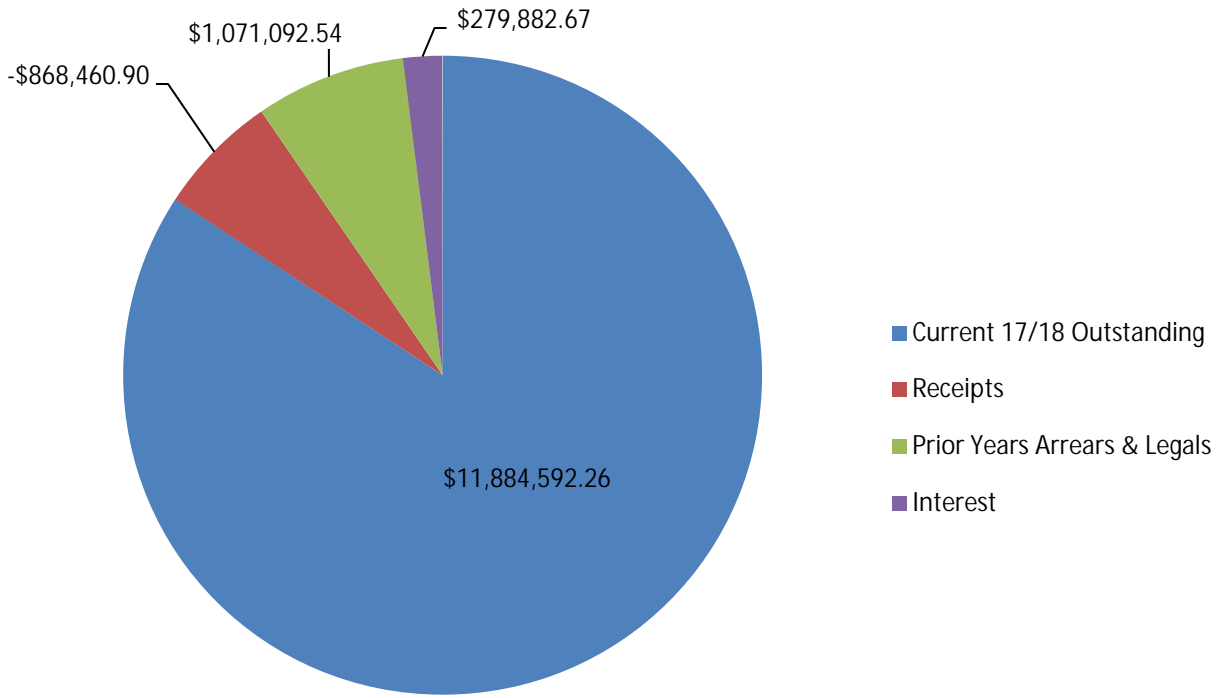
Warracknabeal Ward	2017/2018 Budget	Actual YTD Receipts	Rebates	Current	Arrears & Legals	Interest	Total
Commercial Rates	\$ 158,107.90	\$ (16,371.72)	\$ (569.85)	\$ 141,519.87	\$ 9,112.82	\$ 1,460.91	\$ 152,093.60
Farmland Rates	\$ 2,822,226.36	\$ (88,762.83)	\$ (1,428.30)	\$ 2,732,782.19	\$ 42,171.46	\$ 4,413.21	\$ 2,779,366.86
Residential Rates	\$ 1,054,310.40	\$ (169,398.94)	\$ (49,819.82)	\$ 847,873.23	\$ 187,500.08	\$ 54,911.74	\$ 1,090,285.05
Kerbside Garbage Charges	\$ 354,704.99	\$ (51,613.46)	\$ (12,562.93)	\$ 295,887.26	\$ 36,758.21	\$ 10,072.38	\$ 342,717.85
Kerbside Recycling Charges	\$ 163,366.28	\$ (27,462.86)	\$ (8,341.47)	\$ 131,475.16	\$ 20,302.89	\$ 2,430.14	\$ 172,841.47
Municipal Charge	\$ 147,897.97	\$ (20,004.00)	\$ (5,412.30)	\$ 124,097.04	\$ 38,246.28	\$ 10,498.15	\$ 172,841.47
Credits	\$ -	\$ 54,958.46	\$ -	\$ (9,076.95)	\$ -	\$ -	\$ (9,076.95)
Fire Services Fixed Charge	\$ 298,937.00	\$ (33,494.64)	\$ (17,300.00)	\$ 250,570.49	\$ 45,056.97	\$ 6,478.37	\$ 302,105.83
Fire Services Levy	\$ 186,524.90	\$ (10,128.00)	\$ -	\$ 176,703.10	\$ 5,151.67	\$ 520.22	\$ 182,374.99
Total	\$ 5,186,075.80	\$ (5,531.29)	\$ (91,875.27)	\$ 5,029,148.71	\$ 402,233.77	\$ 95,043.21	\$ 5,526,425.69

Grand Total	\$ 13,089,199.01	\$ (868,460.90)	\$ (244,453.95)	\$ 11,884,592.26	\$ 1,071,092.54	\$ 279,882.67	\$ 13,235,567.47
--------------------	-------------------------	------------------------	------------------------	-------------------------	------------------------	----------------------	-------------------------

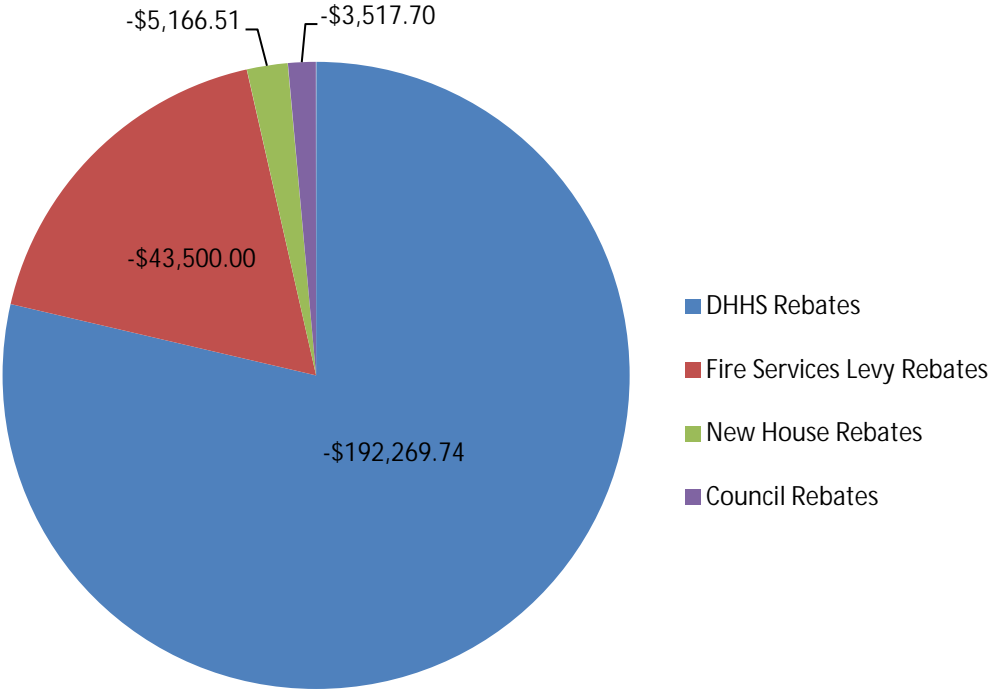
Breakdown of Rates Outstanding



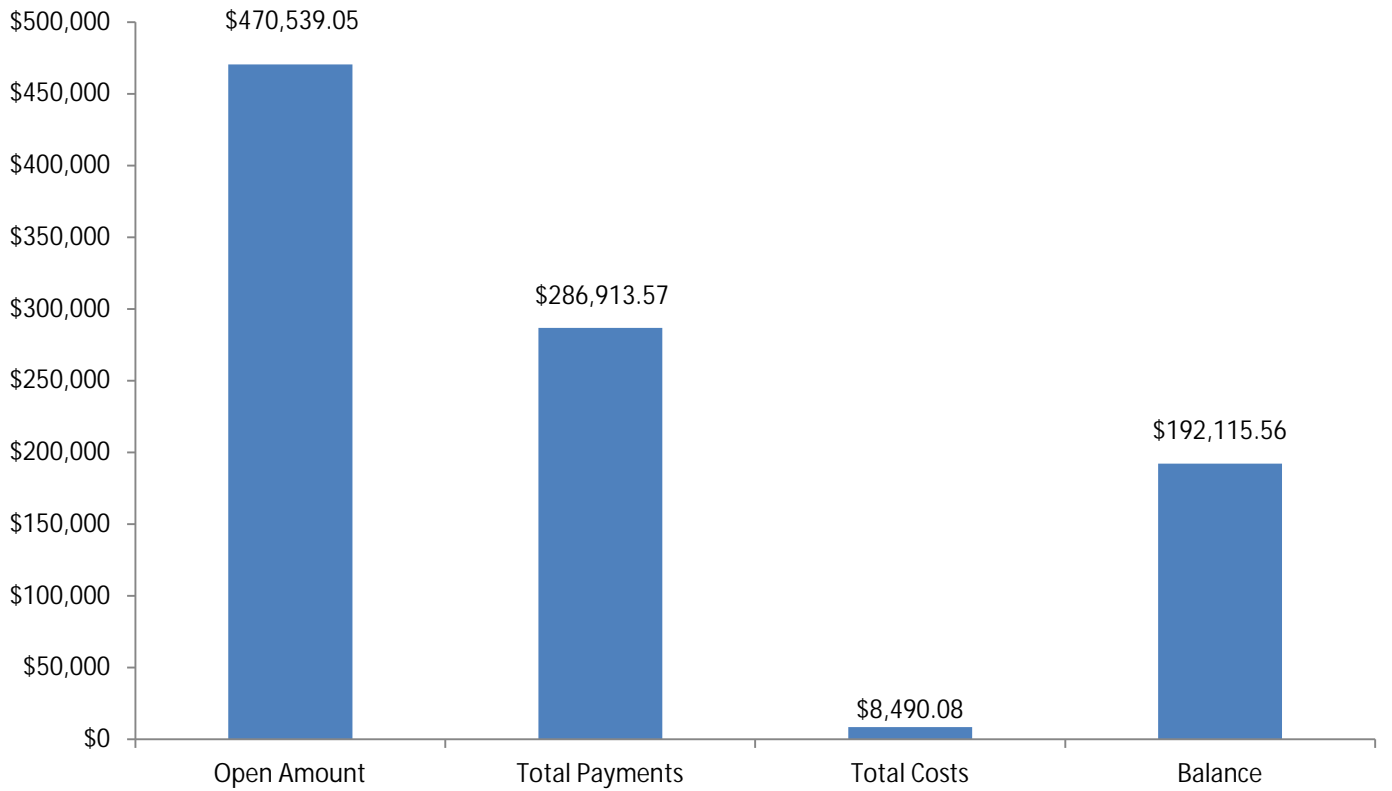
Breakdown of Rates Outstanding



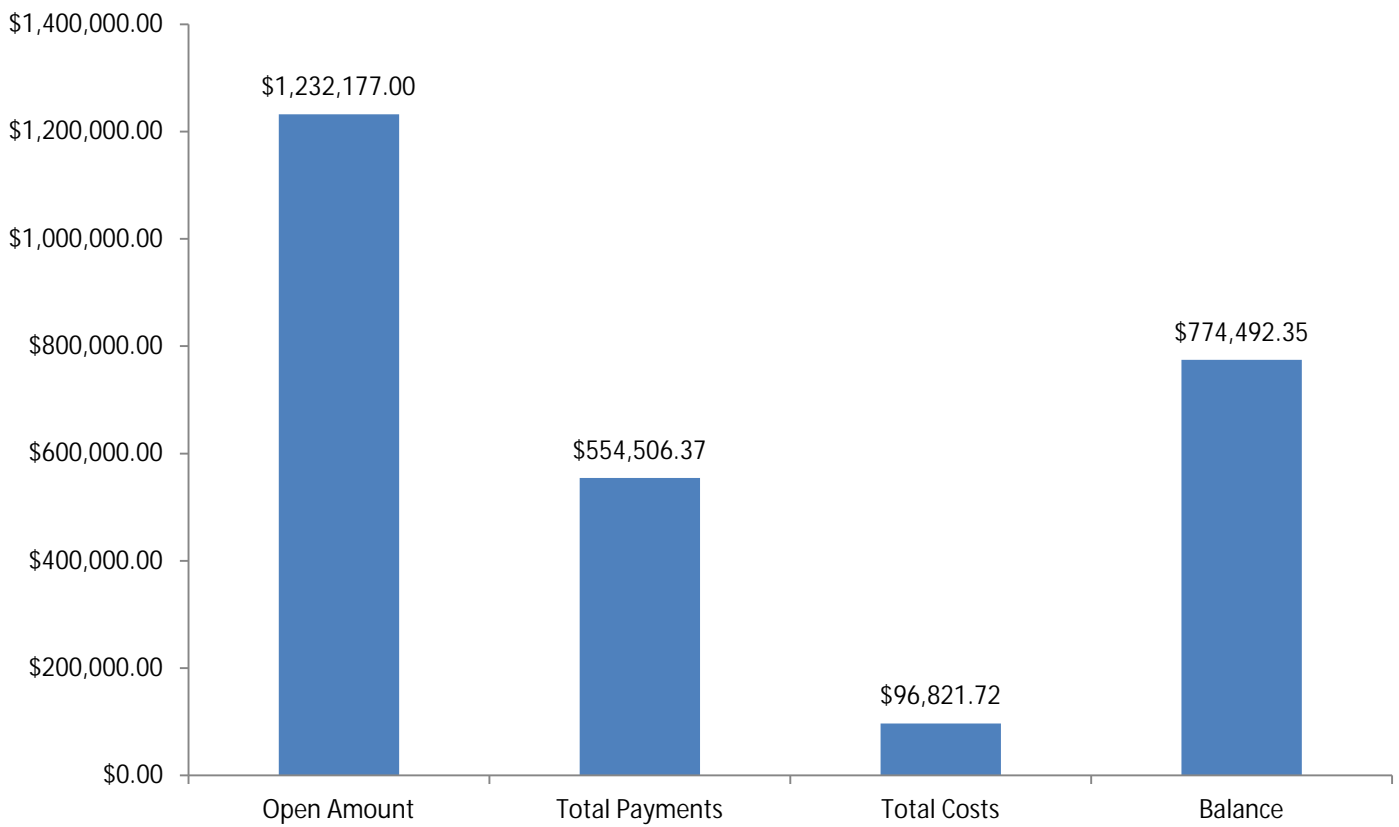
2017/18 Rebates



MCC Debt Collection Report Summary



ARL Debt Collection Report Summary



Application Identifier	Application type	Property Location				Estimated Cost of Works	Applicant Details				Date Application Received	Proposed Land Use	Responsible Authority Outcome	Date of Responsible Authority Outcome
		Street Address			Crown Description		Name	Address						
		Street Number, Name	Locality	Postcode	Allot, Section, and Parish/Township			Street Number, Name, Type	Locality					
											3.3	4.1	4.2	
TP10-17	New application	Brook St	Woomelang	3485		80000	James Golsworthy		PO Box 1650	Mildura	24/04/2017	Industry and warehouse	Notice of decision issued by delegate of the Responsible Authority	26/07/2017
TP15-17	New application	9 Lyle Street	Warracknabeal	3393		600000	KHLA	Kevn Murphy	3 Victoria St	Ballarat	02/05/2017	Education centre	Permit issued by a delegate of the Responsible Authority	06/09/2017
TP23-17	New application	148 Lascelles St	Hopetoun	3396		700,000	CFA	Raymond White	4 Lakeside Dr	Burwood	23/06/2017	Utility Installation	In progress	
TP27-17	New application	44 Lascelles St	Hopetoun	3396		425,000	Anthony Cooke		81 Athol St	Moonee Ponds	19/07/2017	Residential / Accomodation	Permit issued by a delegate of the Responsible Authority	08/09/2017
TP29-17	New application	1701 Henty Highway	Lah	3393	CA 34 Parish of Warracknabeal	0	Hugh Keam		75 Lah East Rd	Lah	08/08/2017	Agriculture	In progress	
TP30-17	New application	19 Caroll St	Minyip	3392	CA6 Sec 21 Parish of Nullan	800,000	Mudher Architects P/L	Jasvinder Mudher	16 Mossdale Ct	Templestone	08/08/2017	Residential / Accomodation	In progress	
TP33-17	New application	Thomas St	Warracknabeal	3393		25,000	Hadley Family Trust	John Hadley	16 Hewitt St	Warracknabeal	22/08/2017	Other land use	Permit issued by a delegate of the Responsible Authority	27/09/2017
TP34-17	New application	19a Gardiner St	Warracknabeal	3393		190,000	Olive Phelan		45 Phillips St	Beulah	22/09/2017	Residential / Accomodation	In progress	
TP35-17	New application	25 McDonald St	Murtoa	3390		0	Brad Hall		PO Box 89	Lenongatha	08/09/2017	Residential / Accomodation	In progress	
TP36-17	New application	PO Box 481	Horsham	3402	CA 43 44A		Mark Williams		PO Box 481	Horsham	10/09/2017	Agriculture	In progress	