

**AGENDA OF ORDINARY MEETING OF YARRIAMBIACK SHIRE COUNCIL TO BE HELD ON WEDNESDAY 22 JULY 2015 AT THE MUNICIPAL OFFICE 34 LYLE STREET WARRACKNABEAL AT 9:30AM**

---

**1 WELCOME**

**2 ACKNOWLEDGEMENT**

We acknowledge the traditional owners of the land on which we meet today and pay our respect to both past and present elders.

**3 PRAYER**

*Almighty God, without whom no Council can stand nor anything prosper we ask that you be present and guide us in our deliberations today. We pray that we will be fair in our judgements and wise in our actions and that decisions will be made with goodwill and a clear conscience for the betterment and welfare of the people of Yarriambiack Shire.*

*Amen*

**4 PRESENT**

Crs A McLean, Cr R Kingston, Cr K Zanker, Cr L Woods, Cr H Ballentine, Cr T Grange, Cr G Massey, Ray Campling (Chief Executive Officer), James Magee (Director Infrastructure & Planning) and Bernardine Schilling (Executive Assistant)

**5 APOLOGIES**

**6 CONFIRMATION OF MINUTES**

Ordinary Meeting of Council – 24 June 2015

**7 DECLARATION OF CONFLICT OF INTEREST**

## **8 BUSINESS ARISING**

### **8.1 Action List from last meeting**

Moved Cr R Kingston seconded Cr T Grange that Council write to our Local Member of Parliament Mr Andrew Broad, Member for Mallee and to our Federal Victorian Senators seeking their support for the return to indexation of the Financial Assistance Grants from the Commonwealth Government and also for the instatement of the base funding post 2016/2017.

**Letter sent:** July 2015 **Reference:** Bs:92-2015

### **8.2 Ongoing and Pending Action List**

## **9 PETITIONS**

## **10 REPORTS**

### **Corporate Reports**

- 10.1 Mayor's Report
- 10.2 Councillor's Reports
- 10.3 Chief Executive Officer – Activity Report
- 10.4 Director Infrastructure & Planning Report
- 10.5 Capital Works Program Report
- 10.6 Community Services Report
- 10.7 Infrastructure Services Report
- 10.8 Community Projects Report

## **11 REPORTS FOR DECISION**

- 11.1 Finance Report
- 11.2 Revenue Report
- 11.3 Flag Control Policy
- 11.4 Minimum Local Government Service Levels for Victorians Campaign
- 11.5 2015-16 Capital Works Program

**10.1 Mayor's Report – Prepared by Andrew McLean**

- 25 June                      Opened the Yarriambiack Youth Summit at the Warracknabeal Town Hall
- 01 July                      Attended the Warracknabeal Rotary Club Change-over Dinner
- 02 July                      Attended the Birchip Cropping Groups Annual Expo and Dinner
- 03 July                      Attended the Seasonal Conditions meeting in Horsham
- 08 July                      Council Forum.
- Attended Reception at Government House in Melbourne on the invitation of the new Victorian Governor The Hon Linda Dessau AM and Judge Anthony Howard for the Victorian Governments NAIDOC Week 2015
- 10 July                      Attended the Warracknabeal Lions Club Change-over Dinner
- 11 July                      Attended the Warracknabeal Fire Brigade and Fire Brigade Auxiliary Combined Dinner
- 14 July                      Attended the Yaapeet Community Consultative Visit
- 17 July                      Attended the Launch of the Yarriambiack Obesity Prevention Project in Warracknabeal

**10.2 Councillor's Reports****Cr H Ballentine**

- 24 June                      Attended Council Meeting at Rupanyup
- 25-26 June                 Completed Mentor training via Western Victoria Volunteers Inc
- 28 June                      Participated in a tour of Yaapect and Albacutya. Many thanks to Les Jones for leading us, followed by our Yarriambiack Tourism meeting and BBQ at the Yaapect CFA shed
- 30 June                      Participated in the Business tour to Apsley to explore Amber Ridge (great restaurant on a farm). Is operational proof that people will drive anywhere if you have something interesting to offer
- 03 July                        Attended Special meeting in Warracknabeal for Strategy review of Wimmera Mallee Tourism Inc

**Cr G Massey**

- 29 June                      Attended Yarriambiack Tourism meeting at Yaapect
- 08 July                        Council Forum
- 09 July                        Attended Warracknabeal Action Group meeting in Warracknabeal
- 13 July                        Attended the Official Opening of the new Kitchen Facility & Multi-purpose Building Alterations at the Beulah Hall
- 14 July                        Attended the Yaapect Community Consultation Visit
- 21 July                        Participated in the Victorian Electoral Commission Review

**Cr K Zanker**

- 30 June                      HUB Board meeting
- 08 July                        Council Forum
- 09 July                        Internal Audit Committee meeting
- 17 July                        Warracknabeal Obesity Prevention Forum

YARRIAMBIACK SHIRE COUNCIL

COUNCIL MEETING

AGENDA

22 JULY 2015

---

**Cr L Woods**

- 24 June                      Attended Council Meeting at Rupanyup
- 25 June                      Supported Yarriambiack Youth Action Council (YAC) Summit in Warracknabeal
- 08 July                      Attended Council Forum
- 14 July                      Attended Wimmera Development Association meeting in Horsham
- 16 July                      Attended Yarriambiack Shire Council's Access and Inclusion Plan Reference Group meeting in Warracknabeal

**Cr T Grange**

- 24 June                      Council meeting
- 26 June                      Attended SHARE meeting at Minyip.
- Attended Western Highway Action Committee meeting in Beaufort
- 02 July                      Represent the Mayor, attended the Minyip Lions Club Change-over Dinner
- 08 July                      Council Forum
- 09 July                      Met with Dennis Smith (Community Projects Officer) and Minyip Progress Association Executive at Minyip – various matters
- 13 July                      Attended the Rupanyup Consultative Committee meeting at Rupanyup.
- Met with constituent re footpath outside Minyip's Church of England premises
- 14 July                      Attended the Wimmera Development Association Executive and Board meetings in Horsham
- 21 July                      Attended the Municipal Emergency Management Planning Committee (MEMPC) Executive meeting and Chaired the MEMPC General meeting (both meetings held in Warracknabeal)

**Cr R Kingston**

- 26 June                      Attended the Lighting the Regions Steering Committee meeting in Horsham
- 14 July                      Attended the Yaapeet Community Consultation Visit

**10.3 Chief Executive Officer, Activity Report – Prepared by Ray Campling**

- Met with Victorian Electoral Commission representatives in relation to Council's upcoming Presentation Review
- Attended Youth Summit at the Warracknabeal Town Hall; outstanding event congratulations to everyone involved – great job!
- Attended Wimmera Southern Mallee Local Learning & Employment Network meeting in Horsham
- Met with Wayne Street – Economic & Tourism Development Strategy
- Met with Bill Mundy, Telstra Regional Manager – various issues and in particular Yaapeet
- Met with Leanne Thompson, Wimmera Uniting Care – various issues
- Attended Warracknabeal Rotary Club Change-over Dinner at ANZAC Park
- Met with Grant Wiltshire Regional Manager, Regional Development Victoria – Regional Jobs & Infrastructure Fund
- Attended Seasonal Weather Conditions meeting hosted by Horsham Rural City Council
- Attended Wimmera CEO's meeting in Horsham
- Attended Wimmera Southern Mallee Crime Prevention meeting in Stawell
- Attended Council's Internal Audit Committee meeting
- Attended the Yarriambiack Obesity Prevention Response Launch and Workshop at ANZAC Park
- Attended Regional Development Victoria – CEO Regional Update meeting in Horsham
- Attended Rural Council's Victoria monthly meeting in Melbourne
- Attended Wimmera Southern Mallee Agribusiness Banking Network Function at Grain Innovation Park
- Attended Yaapeet Community Consultation Visit
- Attended Victoria Electoral Commission 2015 Electoral Representation Review in Warracknabeal

## **10.4 Director Infrastructure & Planning Report – Prepared by James Magee**

### **Roads to Recovery (R2R) Program**

Due to changes to the fuel excise the Federal Government has announced increases to Council's R2R allocation over the next two years. Council will gain an additional \$2,928,754. In the 2015/16 financial year YSC will gain an additional \$795,136. The money is proposed to be split between the following categories:

- Gravel re-sheeting \$200,000
- Shoulder re-sheeting \$300,000
- Urban roads (Sealing of unsealed streets) \$100,000
- Reseals \$100,000
- Rural Road rehab \$95,136

### **Mobile Phone Coverage**

Council has seen this as an important issue and written many submissions over the years to improve mobile coverage. The first round of the Federal Black Spot Program has brought mixed results for our Shire.

The southern half of the Yarriambiack Shire will benefit greatly with new mobile phone towers to be constructed at Wallup (near intersection of Borung Highway and Blue Ribbon Road), two further towers on the Blue Ribbon Road (one near intersection - Minyip Dimboola Road and the other at Kalkee). Further towers will also be located at Kewell (on the Henty Highway to help fill the gap between Horsham and Warracknabeal); Sheep Hills, Boolite and at Laen (east of Minyip).

In the north of Yarriambiack Shire, the township of Patchewollock will be ecstatic that mobile coverage will be a reality. As there is another round of funding for the Black Spot Program, Council will focus on areas that missed out in round 1 including Yaapect. Yaapect was detrimentally affected by poor coverage during the 2014 fires and with Yaapect being the gateway to Wyperfeld Park, each year this must be a priority. Other areas where Council will lobby for improved coverage include Lubeck and the area between Rupanyup and Glenorchy.

### **National Broadband Network (NBN) Update**

It is exciting that NBN wireless towers at Warracknabeal, Brim, Beulah, Rainbow and Hopetoun are live now, so people can request a service. The Warracknabeal tower caters for those residents outside the township as a different service will be installed for Warracknabeal township residents at a later date. All other towers will cater for both town residents and those within a certain radius of the tower.

Coverage maps are available on the website [nbnc0.com.au](http://nbnc0.com.au) and residents can also check the availability of an NBN service at their home by putting their address into the website.

### **Roadside Weeds and Pests Program**

The State Government has announced that Yarriambiack Shire will receive \$75,000 per year for the next two years. Previous funding was \$50,000 per annum. Funds will be directed to roadside rabbit treatment and weeds.

**Bridges Renewal Program**

The Federal Government has opened the second round of the Bridges Renewal Program. Yarriambiack Shire will apply for funding to replace the box culvert structure on the Banyena Pimpinio Road where it crosses Dunmunkle Creek. Applications close end August.

**Brim Hall Public Toilets**

Final plans have now been received for the renewal of the public facilities at Brim. The project will include replacement of roof, improvements to drainage, replacement of internal fittings, polished concrete floor, bagging and painting of internal and external walls.

**Design Engineer**

Council has appointed Joel Turner to the vacant Design Engineer position after receiving 21 applications. Joel is currently employed by Wakool Council in NSW while originating from Wycheproof. Joel will effectively commence at the Yarriambiack Shire Council on 3 August 2015.

**Green Army Application**

Yarriambiack Shire Council has been successful and has been allocated a project which will focus on areas along the Yarriambiack Creek but works can be done elsewhere as well. Any community groups which may have suitable projects should contact Geoff Harvey.





**10.5 Capital Works Program 2014/2015 – Prepared by Chris Lehmann**

<b>Roads &amp; Streets – Urban Roads</b>				
<b><i>Project</i></b>	<b><i>% Completed</i></b>	<b><i>Start Date</i></b>	<b><i>Completion Date</i></b>	<b><i>Comments</i></b>
Craig Avenue Warracknabeal		Agust 2015		Contractor
Degenhardt Street Murtoa	100%	April 2015	April 2015	Shire
Mill Street Minyip	80%	June 2015	July 2015	Willmores
Railway Street Warracknabeal	100%	April 2015	April 2015	Shire
<b>Roads &amp; Streets – Rural Roads</b>				
Ashens Jackson Road	100%	April 2015	June 2015	Contractors
Glenorchy Road	100%	January 2015	February 2015	Drums Pit
Hopetoun Yaapeet Road	100%	December 2014	December 2014	Conway Pit
Hopetoun Yaapeet / Glenore School Road	100%	April 2015	June 2015	Websters Pit
Linklaters Road	100%	December 2014	January 2015	Burns Pit
Murtoa Settlement Road	100%	April 2015	June 2015	Chapmans Pit
Patchewollock Tempy Road	100%	September 2014	October 2014	Burns Pit

<b>Roads &amp; Streets – Rural Roads (continued)</b>				
<b><i>Project</i></b>	<b><i>% Completed</i></b>	<b><i>Start Date</i></b>	<b><i>Completion Date</i></b>	<b><i>Comments</i></b>
Rupanyup Road	100%	February 2015	April 2015	Hewitts Pit
Sea Lake Lascelles Road	100%	March 2015	June 2015	Andersons Pit
Sheep Hills Warracknabeal Road	100%	September 2014	October 2014	Hewitts Pit
Watchem Warracknabeal Road	100%	April 2015	June 2015	Hewitts Pit
<b>Gravel Shoulders</b>				
Blue Ribbon Road	100%	January 2015	May 2015	Murphys/Hewitts Pit
Rupanyup Road	100%	November 2014	February 2015	Hewitts Pit
Longerenong Road	100%	October 2014	October 2014	Chapmans Pit

<b>Gravel Re-Sheets</b>				
<b><i>Project</i></b>	<b><i>% Completed</i></b>	<b><i>Start Date</i></b>	<b><i>Completion Date</i></b>	<b><i>Comments</i></b>
Adlers Road	100%	June 2015	June 2015	Chapmans
Boundary Road	100%	March 2015	March 2015	Websters Pit
Cannum 5 Chain Road	100%	May 2015	June 2015	Hewitts Pit
Desert Road	100%	July 2014	July 2014	Hallams Pit
Dogwood Road	100%	June 2015	June 2015	Chapmans Pit
Dunlops Road	100%	September 2014	September 2014	Chapmans Pit
Echungga Road	100%	September 2014	September 2014	Hallams Pit
Georges Road	100%	October 2014	October 2014	Hallams Pit
Goyura East School Bus Route	100%	October 2014	October 2014	Andersons Pit
Greenhills Road	100%	June 2015	June 2015	Chapmans
Jim Jollys Road	100%	July 2014	July 2014	Moles Pit
Jollys Road	100%	July 2014	July 2014	Andersons Pit

<b>Gravel Re-Sheets <i>continued</i></b>				
<b><i>Project</i></b>	<b><i>% Completed</i></b>	<b><i>Start Date</i></b>	<b><i>Completion Date</i></b>	<b><i>Comments</i></b>
Kellys Road	100%	July 2014	July 2014	Andersons Pit
Kelm Road	100%	November 2014	November 2014	Chapmans Pit
Kent Road	100%	November 2014	November 2014	Reeves Gravel
Kewell East Road	100%	September 2014	September 2014	Chapmans Pit
Kewell School Road	100%	August 2014	August 2014	Chapmans Pit
Kinkora Road	100%	August 2014	August 2014	Hallams Pit
Lawler Carron Road	100%	June 2015	June 2015	Gre Gre
Linghams Road	100%	April 2015	April 2015	McKays Pit
Longerenong Warracknabeal Road	100%	June 2015	June 2015	Drums Pit
McKays Road	100%	April 2015	April 2015	McKays Pit
McPhersons Road	100%	April 2015	April 2015	Hallams Pit
Michael Road	100%	July 2014	July 2014	Hallams Pit
Morcoms Road	100%	October 2014	October 2014	Chapmans Pit
Niewands Road	100%	September 2014	September 2014	Chapmans Pit

<b>Gravel Re-Sheets (continued)</b>				
<b><i>Project</i></b>	<b><i>% Completed</i></b>	<b><i>Start Date</i></b>	<b><i>Completion Date</i></b>	<b><i>Comments</i></b>
Phitzner Eys Road	100%	March 2015	April 2015	Eys Pit
Popes Road	100%	June 2015	June 2015	Gre Gre
Quicks Road	100%	April 2015	May 2015	Murphys Pit
Rickards Road	100%	June 2015	June 2015	Hallams Pit
Schultzs Road	100%	November 2014	November 2014	Hewitts Pit
Tregenza Road	100%	March 2015	April 2015	Websters Pit
Warranooke Road	100%	May 2015	May 2015	McKays Pit
Watchupga West Road	100%	July 2014	July 2014	Andersons Pit
Woods Road	100%	September 2014	September 2014	Chapmans Pit
Wrights Road	100%	April 2015	April 2015	Chapmans Pit

## YARRIAMBIACK SHIRE COUNCIL

COUNCIL MEETING

AGENDA

22 JULY 2015

<b>Footpaths</b>				
<b><i>Project</i></b>	<b><i>% Completed</i></b>	<b><i>Start Date</i></b>	<b><i>Completion Date</i></b>	<b><i>Comments</i></b>
Campbell Street Warracknabeal	100%	February 2015	February 2015	Luke Wyllie
Craig Avenue Warracknabeal	100%	February 2015	March 2015	Luke Wyllie
Main Street Minyip	100%	February 2015	June 2015	Luke Wyllie
McLeod Street Minyip	100%	August 2014	April 2015	Council Staff undertaking works
Webb Street Murtoa	100%	January 2015	January 2015	Willmores

<b>Kerb &amp; Channel</b>				
<b><i>Project</i></b>	<b><i>% Completed</i></b>	<b><i>Start Date</i></b>	<b><i>Completion Date</i></b>	<b><i>Comments</i></b>
Foundry Street Minyip	100%	June 2015	June 2015	Willmores
Mill Street Minyip	100%	February 2015	June 2015	Willmores
Webb Street Murtoa	100%	January 2015	January 2015	Willmores
Wimmera Street Minyip	100%	June 2015	June 2015	Willmores

- Back filling gravel pits as required by the Department
- Concrete works around Beulah toilets
- Planning Capital Works Program with Supervisors
- Line marking construction jobs 2014/2015



**10.6 Community Services Report – Prepared by Gavin Blinman****Kindergartens**

We have been successful once again in gaining VicHealth funding of \$8,000 for the walk to school events in October this year, six schools have registered.

**Environmental Health / Local Laws – Prepared by Tim Rose and Greg Wilson**

A total of 11 Food premises inspections have been conducted over this period. Two new businesses have been inspected and registered in accordance with the Food Act 1984. Council has also participated in the Grampians Regional Food Sampling program targeting items that have been implicated with poor sampling results in other municipalities. The purpose of regional sampling is to confirm whether there is a widespread problem with a particular food or the practices used to prepare food are satisfactory. Council is currently awaiting the results of the submitted samples.

Onsite wastewater applications have continued to be assessed, with new applications also being received in relation to new developments. All CFA Station applications have now been finalised and initial permits have been issued.

Council recently wrote to seven property owners who have failed to comply with Fire Prevention Notices and pay the associated clean up costs that Council is obligated to undertake on their behalf. These property owners were directed to pay their outstanding clean up costs (some consecutive for up to four years) by the 30 June 2015 or be issued with an infringement of \$1,476. All but one owner paid these costs and the remainder will now receive the applicable infringement for failing to comply with a Fire Prevention Notice.

In order to maintain an appropriate knowledge of new food processing techniques, Council's Environmental Health Officer attended a forum in Ararat on 15 July to highlight the process of Sous Vide food.

**Aged and Disability – Prepared by Lisa Dunkley**

Further reporting on 'My Aged Care (MAC)' system; we have established an Auskey to access MAC Assessor portal for receiving referrals as of 1 July 2015. We are still having issues with the MAC gateway access, due to uploading agency information.

The concept of Wimmera HACC Partnership group having a stand at the Wimmera Field Days is currently being looked at as a positive way to inform the public on changes.

Home and Community Care survey was completed with extremely pleasing results with 97 percent of our clients very satisfied. The services included Personal Care, Domestic Care, Respite, Meal on Wheels and Tai Chi.

### **Volunteer Transport – Prepared by Michelle Hallam**

For the month of June 2015 we have completed 15 drives and had six cancelled bookings. This month it was elderly mainly accessing services in Horsham and Ballarat. The table below is a comparison over the last three years.

<b>May 2015</b>	15 drives, 6 cancellation
May 2014	9 drives
May 2013	3 drives

### **Youth Report – Prepared by Murray McKenzie**

Youth Summit at the Warracknabeal Town Hall brought together over a 100 Youth from not just the Yarriambiack Shire but also Hindmarsh and West Wimmera Shires. The event funded through the Yarriambiack Shire Councils' State Government Engage funding was opened by Mayor Andrew McLean and facilitated by renowned youth motivational speaker Nathan Hulls. The youth were privileged to have Nathan Hulls engage them with his battle to overcome life's difficulties and inspire them with ideas to challenge their own circumstances. He then empowered the youth to look for the positive in things and utilise their opportunities such as their local Youth Action Council, to not only voice their concerns and ideas, but as a tool to bring about change. Cr Lisa Woods was present to close the event, thank Nathan and the youth for attending and for the terrific work the Youth Action Council did in organising the day.

The newly formed Yarriambiack Youth Action Council (Y-YAC), helped run the day. They set up the hall, introduced the speakers, ran 'Ice' breaker exercises and maintained the Interactive 'Tweet' beam platform that allowed Youth to instantly relay ideas to the big screen as Nathan spoke (feedback has been terrific).

The Y-YAC met with Nathan for over an hour to discuss the Youth Summit and the main issues and how to address them, with support from the Yarriambiack Shire Council and the staff over the next 12 months.

News on the Application for Heywire funding should be out this week. We are looking to hold Dance and Music events which support our local events in October at the Murtoa Show, Warracknabeal Festival/Show, Hopetoun Show and at the Women on Farm Gathering in Hopetoun in 2016.

The "Change it Up" program dates and information is starting to filter through. The 18-19 August are dates for the workshops at Horsham College. 'Change It Up' sparks young people's ideas for change in their local communities through a two-day workshop. Yarriambiack Shire Council has committed to \$1000 funding.

Gaming Nights commenced last Thursday of School Holidays at the Warracknabeal Neighbourhood House on 9 July 2015. Further Gaming Nights will take place at Hopetoun on Friday, 17 July, Murtoa on Friday, 24 July and again at Warracknabeal on Friday, 31 July. Input from EB Games in Horsham is being sought.

The Inaugural Meeting of Youth Officers from the Wimmera and Grampians Districts took place at Kaniva. This will become a regular networking tool and help us deliver great programs to our Youth, having a support network in place allows us to support each others events as well as each other.

Funding is currently being investigated for a Project through Regional Arts Victoria. A Short Film Festival at Lake Lascelles is the focus of the Application.

**Maternal and Child Health (MCH) – Prepared by Nanette Freckleton & Ros Barber**

Birth notifications to date this month = 3

Immunisation school catch-up program (for those absent, the last session was held 14 July 2015).

Childhood Immunisation monthly program well attended.

Lets Read Program continues to be well received with families happy with their books given at Key Age and Stages.

Volunteer readers at the immunisation sessions were enjoyed by families.

Last financial year:-

Birth Notifications =70

Enrolments =100

These are the highest numbers for the past five years across the Shire.

**SHARE Program (Sustainable Healthy Adaptable Resilient Engaged) – Prepared by Marianne Ferguson****Business Road Trip**

The first Yarriambiack Business Road Trip was held at Amber Ridge in Apsley. Nine attendees from across the Shire attended the networking session that was created for businesses to experience new techniques and systems.

**Re-invigorating Your Product Group Mentoring Sessions**

A free group mentoring session will be held at the Yarriambiack Shire Council Office in Warracknabeal on Monday, 27 July and the Mallee Bush Retreat Stick Shed on Wednesday, 29 July. The mentoring session will focus on reinvigorate existing business products and services.

**Victorian Government's Small Business Bus**

The Victorian Government's Small Business Bus was located in Warracknabeal on 16 June and Hopetoun on 18 June 2015. The free mentoring sessions presented participants with the opportunity to identify a clear direction for their business, discuss key issues and priorities, and develop an action plan to achieve relevant goals.

**Wimmera Mallee Tourism**

Wimmera Mallee Tourism is currently preparing to partner with the Horsham Tourism Advisory Group to attend the Melbourne 4WD and Outdoor Expo in August 2015. A meeting to review the Strategic and Marketing Plans was held on 3 June 2015 and the plans are being updated. A new free camping DL promotional flyer is currently being developed.

**Woomelang Caravan Park Upgrade**

Artist Phil Rig has completed painting the mural that features the Shearing Shed constructed during World War II that is located on Cronomby Tanks Road on the amenities block. Due to wartime shortages, the shed exterior was lined with compacted kerosene tins and is a historic feature of Woomelang. The roof is expected to be replaced in the next six weeks.

**Yarriambiack Art Salon**

A Yarriambiack Art Salon Facebook Group has been established to provide an opportunity to promote networking opportunities for cultural development in the Shire. The next Yarriambiack Art Salon will be held at the Beulah Business and Information Centre on Monday, 7 September 2015 at 6.30pm.

**Yarriambiack Tourism**

The Yarriambiack Tourism Facebook Page currently has 1,210 'Likes'. The next Yarriambiack Tourism meeting will be held in Beulah on 24 August 2015. The Warracknabeal Herald will work with Yarriambiack Tourism to develop a Wedding Guide to be released later in the year.

## **10.7 Infrastructure Services Report – Prepared by Bernie Naylor**

### **Public Safety Infrastructure Fund – Security Lighting**

In March 2015 the Contract for the Lighting Upgrades for Public Safety (C191/2015) was awarded by Council to Laser Electrical of Horsham.

As reported to the previous Council meeting Laser Electrical had commenced the installation of the lights with the project now nearly completed

### **Garage Sale Trail**

On behalf of Council I have registered Council's interest in participating in the Garage Sale Trail program for the next two years at a cost of \$1000.

Garage Sale Trail is a program that provides local solutions to waste education and community building between local Government and the communities.

It delivers a campaign over 3-4 months to mobilise communities around Australia to hold garage sales on the same day.

The result is the promotion of reuse, waste education and facilitating a change in the way communities deal with their waste.

At present we have six Councils in our region signed up to the program.

### **Murtoa Toilet Block Damage**

As previously mentioned over a period of six months Council has had reported damage at the Murtoa Toilets. Council staff installed security cameras in the area which we hope may lead to charges being laid regarding this wilful damage.

### **Infrastructure Works**

**Rupanyup Transfer Station** – Works have commenced on the construction of a Resale Centre Shed at the Rupanyup Transfer Station. When completed Council will have resale facilities at Hopetoun, Warracknabeal, Murtoa and Rupanyup. The Rupanyup site is being funded through the Local Government Infrastructure Program (LGIP) funding program; the other sites were funded by the previous Waste Management Group.

**Murtoa Works Depot** – Contractors have commenced the replacement of the cladding on the Murtoa Works Depot main workshop, the existing cladding is in very poor condition and Council have been able to fund the replacement through the LGIP funding program.

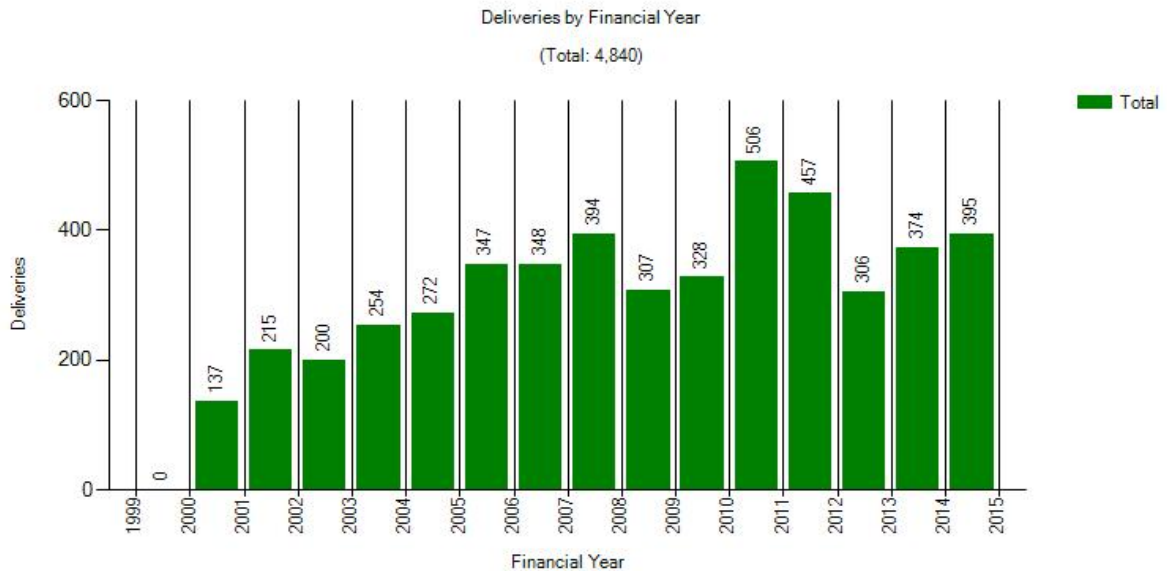
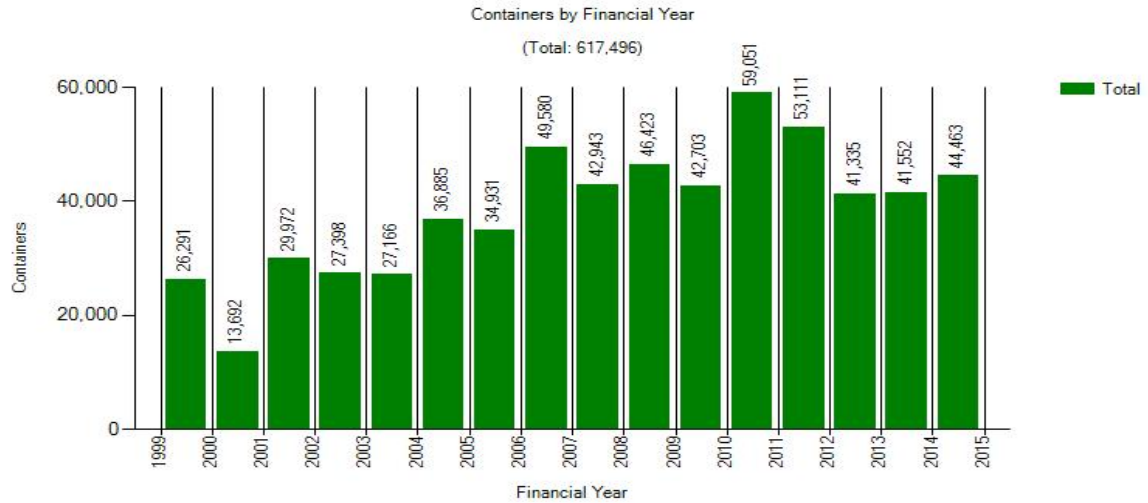
**Mechanics Pits** – Council has commenced the upgrade and construction of new mechanics pits at Warracknabeal and Hopetoun. The new pits will now comply with all OH&S requirements for Diesel Operated Pits. The works include longer pits with lighting and hydraulic operated platforms. Part of this upgrade is funded through the LGIP funding program.

**DrumMuster Program**

I have provided for Council's information collection data for DrumMuster since 1999

*Collections Graph Report*

*Collection Statistics, for Yarriambiack Shire Council, as at 19 Jun 2015.*



**Assets – Prepared by Mick Evans**

- Ongoing development of the 2015-16 Capital Works Program
- Assisted on the interview panel for the Design Engineers position

**OH&S and Risk Management**

- Attended First Aid training update

**Emergency Management**

- Served as a panel member for interviews for the Emergency Management Project Officer in Horsham (works on behalf of Emergency Management Cluster Group)
- Organised the cabling of the TV's in the Council Chamber

**Environment – Prepared by Geoff Harvey**

- Inspected street trees in Warracknabeal and Brim
- Developed Program Delivery Plan for Yarrilinks Landcare Facilitator for next four years
- Inspected protective fencing for threatened species on Ailsa Road
- Met with consultant to develop Energy Efficiency Plan for main office and library buildings
- Attended Wimmera Planners meeting to discuss enforcement issues re native vegetation clearance issues
- Met with VEMCO staff re VEMCO's tree plan for Shire for the next 12 months
- Inspected northern area of Shire for rabbits and weeds
- Responded to CRM and resident complaints/requests

**Technical Services – Prepared by Nathan McLean**

- Organised traffic counter installation and locations, downloaded data and saved report for future works
- I have been inspecting and been in contact with Brad Stewart (Project Manager) from Laser Electrical Horsham who are to provide 43 new solar LED lights in areas identified in discussion with local police and community groups
- Met with Brian Storey (Chairman of the Murtoa Recreation Reserve) onsite to discuss installation of new playground at Murtoa
- Communication with Vicroads to research specifications on frangible light poles
- Updated and monitored our fleet vehicle information to ensure terms are in line with lease requirements. Modifications and extensions can be introduced if necessary

**OH&S Officer – Prepared by Robert Taylor**

- Installed cameras at the Murtoa toilets that continue to get damaged on weekends; obtained photos of three girls leaving with three big rolls of paper. The police have collected the photos and will interview the girl.
- I have been cleaning out the Rupanyup office; all the first aid supplies are in my office I will be responsible for the first aid for outdoor staff now that Keryn Grainger has retired
- Continuing to work on inspections re contractors, audits, safety work method statements and plant checks

**OH&S / Risk Management – Prepared by Barry Sullivan**

Fourteen Council staff completed the Five Day Occupational Health & Safety Course at Warracknabeal on 8 July 2015. The training was run by the Australian Services Union. Two staff members from Rural Northwest Health also attended and passed the course.

Both the Home & Community Care Assessment Officer and Maternal & Child Health Nurse (northern area) have received Vehicle Recovery Kits for their vehicles. Both received basic training from Gary Seater at the Mechanics Depot before the kits were handed over to them. These kits were developed as a result of the need to have Vehicle Recovery Kits for staff working in remote areas.

An Emergency Contact Number list has been developed for all Community Service vehicles and their drivers along with instructions on what to tell the caller when they have broken down. This was developed to align with the Vehicle Recovery Kits and the need to have contact numbers for staff working in remote locations and outside of the Shire.

Attended a site meeting with members of the Minyip A & P Society in a request to assist the A & P Society to develop risk and safety auditing tools for the Minyip Show. The auditing tool is currently under development. Further meetings will be held in order to complete the task.

I have been assisting the Community Project / Building Officer to complete building maintenance inspections on all Councils buildings. The maintenance Inspections are now completed and up to date.

I recently completed a First Aid and CPR refresher course at Warracknabeal along with other Council staff.

Two Pre-Construction Safety Audits have been completed on two Council buildings prior to work commencing on site, the Woomelang Caravan Park toilet re-roofing project and the Murtoa Council Depot re-roofing project. Safety audit details were handed over to Council Community Project Officers to assist them to ensure contractors and volunteers have safety and permit systems in place prior to work commencing on site.



This system will ensure contractors and volunteers are compliant in relation to WorkSafe legislation, WorkSafe Codes of Practice and Public Liability Insurance. The audit allows Project Officers to factor in the cost of implementing safety systems at the project planning stage, minimising project cost blowouts once the project starts. It also aligns project management and site safety as one.

### Technical Officer – Prepared by Tony Brennan

- On Annual leave from 9 June to 19 June 2015
- Attended CPR refresher course on 25 June 2015
- Completed Audit requirements for alterations and painting of thresholds and runway centre lines at Hopetoun Aerodrome
- Re-cladding of the Murtoa Depot Workshop contract awarded to the CHS Group of Horsham. Works to commence 8 July 2015
- Approve as required Consent Requests for the National Heavy Vehicle Regulator
- Prepare Plant/Vehicle checklist reports and email to Supervisors and Managers
- Complete Capital Works Program on gravel roads for the 2015/16 financial year
- Assign/complete various Complaint Request Management tasks as required

### Warracknabeal Regional Livestock Exchange

- Sale held 10 June – 5,613 head
- Sale held 24 June – 3,025 head
- Total sold for the 2014\2015 financial year - 120,521 head
- Construction has been completed of the roofing areas that cover both drafting races at the north end of the Livestock Exchange. This was a joint project between Council and the Local Government Infrastructure Program.

### Caravan Park Occupancy May 2015

State	Warracknabeal	Hopetoun	Murtoa
VIC	93	6	16
NSW	9	4	12
WA	0	0	0
QLD	7	0	0
SA	8	0	10
NT	0	0	0
ACT	7	0	0
TAS	5	0	0
International	0	0	0
Permanents	(20 x 6) = 120 (11 x 7) = 77	(29 x 1) = 29	(31 x 2) = 62
<b>Monthly Occupancy</b>	<b>326</b>	<b>39</b>	<b>100</b>

## **10.8 Community Projects Report – Prepared by Dennis Smith**

### **Country Football and Netball Program 2013/2014 and Putting Locals First Program**

Work is continuing to bring this project back into budget subsequent to the tenders being over the budgeted amount.

### **Country Football and Netball Program 2014/2015**

The Activity Schedule for the football and netball facilities upgrade at the Minyip Recreation Reserve has been received, signed and returned.

An advertisement has been placed for the design and construction of the toilets/showers facilities component of the project, with a closing date of Friday, 7 August 2015.

### **Community Facility Funding Program 2015/16 – Planning**

Following formal presentations from the two prospective consultants, the Steering Committee agreed to appoint Communityvibe the contract to compile the Shire wide Sport & Recreation Strategy 2016/2020.

It is anticipated work on developing this Strategy will commence mid to late July and take approximately seven months to complete.

### **Community Facility Funding Program 2015/16 – Minors**

A Purchase Order has been raised for the installation of lights at the Beulah Bowling and Croquet Club. The globe supplier has advised the contractor that there is a four to six week delivery time frame; therefore works are expected to commence mid August.

### **Local Facilities for Local Clubs Program**

The construction of the cricket practice wickets at the Minyip Recreation Reserve is anticipated to commence in early August.

### **Regional Infrastructure Fund**

Preliminary work has commenced with a view to submitting an application under this fund for the construction of walking tracks across the Shire. These tracks are to be located at Yaapeet, Patchewollock, Woomelang, Murtoa and two in Minyip.

Also investigating streetscaping works at Minyip, with preliminary designs to be provided in late July / early August.

### **Restoring Community War Memorials and Avenues of Honour Program**

The application for \$13,615 through the above program has been approved for restoration of the Anzac Park gates. The Activity Schedule has been received, signed and returned and Purchase Orders have been placed with the contractors.

Work is expected to commence later this year as the pillar cleaning requires warmer weather than we are now experiencing.

**Other Work Undertaken**

Works at the Rupanyup Maternal & Child Health Centre are now complete.

The Warracknabeal RSL Anzac Centenary project is complete; grant acquittal documentation has been submitted and has been approved by the Department of Veteran Affairs.

I am assisting the Hopetoun RSL to implement projects/improvements from their allocated Local Government Infrastructure Program funding.

## **11 REPORTS FOR DECISION**

### **11.1 Finance Report – Prepared by Anita McFarlane**

The Finance Report as at June 2015 will be tabled.

#### **Recommendation**

The Finance Report as at June 2015 be received.

### **11.2 Revenue Report – Prepared by Chantelle Pitt**

The Revenue Report as at July 2015 will be tabled.

#### **Recommendation**

The Revenue Report as at July 2015 be received.

### **11.3 Flag Control Policy – Prepared by Ray Campling**

#### **Background – Flying the Australia Flag on Government Buildings**

The Commonwealth Government has directed that the national flag be flown on its buildings during normal working hours on normal working days. This varies on days of mourning, when the flag is flown at half-mast and on days of national commemoration.

All organisations and individuals are encouraged to fly the Australian flag, particularly post offices and principal government buildings. It is important to observe correct protocol when flying the Australian National Flag. The flag should always be flown aloft and not used to cover a statue, monument or plaque for an unveiling ceremony. It should not be used to cover a table or seat or to mask boxes, barriers or the space between floor and ground level on a dais or platform.

Currently Yarriambiack Shire Council flies the flag 24 hours per day and 7 days per week all year round. It is only moved to half-mast position on receipt of an email message which comes from Protocol & Special Events Branch – Department of Premier and Cabinet and on occasions such as Anzac Day and Remembrance Day.

Flags are flown in the half-mast position as a sign of mourning.

#### **Times when flags are flown at half mast:**

- Death of Sovereign (King or Queen)
- Member of Royal Family dies
- Governor-General dies (or a former Governor-General)
- Distinguished Australian Citizen (as directed by Government)
- Death of Head of State of another country with which Australia has diplomatic relations (as directed by Government)
- On the death of a local citizen or on the day, or part of the day, of their funeral (eg a past Councillor)

#### **Recommendation**

That Council ratify the Flag Control Policy as tabled.

#### **11.4 Minimum Local Government Service Levels for Victorians Campaign – Prepared by Ray Campling**

As Councillors would be aware and appreciate Buloke Shire Council is seeking the support for the document “Minimum Local Government Service Levels for Victorians”. This particular document was initially presented by Buloke Shire Council representatives at the Wimmera Southern Mallee Councillor Briefing Session at Grain Innovation Park on Friday, 10 April 2015.

In addition, Councillors extensively discussed this matter at its Forum at Rupanyup on Wednesday, 24 June 2015. At this particular meeting Councillors very much related to the issues and concerns highlighted by Buloke Shire Council, particularly in regard to need for a change in funding policies by both the State and Federal Governments to provide a far more equitable distribution of funding to enable the ongoing sustainability and viability of small rural Councils and to provide liveable and productive environments for our residents.

Councillors unanimously supported the Buloke Shire Council proposal in principle, with the CEO to provide a report to the Council meeting on 22 July 2015 recommending that Yarriambiack Shire Council support and endorse the Minimum Local Government Service Levels for Victorians Campaign; and that Council also nominate a Councillor to represent Yarriambiack Shire Council on this particular committee and that Council also contribute an amount of \$1,000 towards the Minimum Local Government Service Levels for Victorians Campaign.

#### **Recommendation**

That:-

- Yarriambiack Shire Council formally endorse and support the Minimum Local Government Service Levels for Victorians proposal and associated campaign
- Council nominate a Councillor to represent Yarriambiack Shire on the Minimum Local Government Service Levels for Victorian Committee
- Council contribute an amount of \$1,000 towards the Minimum Local Government Service Levels for Victorians Campaign

**11.5 2015-16 Capital Works Program – Prepared by Michael Evans**

The 2015-2016 Capital Works Program (as tabled).

**Recommendation**

That Council adopt the Capital Works Program for 2015-2016 (as tabled).

**12 GENERAL BUSINESS** (including strategic direction and specific issues)

**13 CLOSED SESSION**

**14 MINUTES FROM MEETINGS**

**15 ATTACHMENTS / REPORTS**

**16 NEXT MEETING**

The next meeting of Council will be held on Wednesday, 26 August 2015 at 9:30am at Warracknabeal.

**17 CLOSE**

\_\_\_\_\_ **Mayor**



**YARRIAMBIACK SHIRE COUNCIL**  
**INCOME STATEMENT BY RESOURCES**  
**FOR JUNE 2015**

Posting Year	2015
Operating/Capital	O

	June Actual	Budget 2014/15	2014/15 Actual YTD	Budget Remains	% Budget Expended
<b>Income</b>					
Asset Disposal & Fair Value Adjustments	-\$ 1,583	-\$ 400,000	-\$ 343,913	-\$ 56,087	85.98%
Contributions, Donations & Reimbursement	-\$ 4,805	-\$ 309,839	-\$ 271,679	-\$ 38,160	87.68%
Government Grants & Charges	-\$ 2,740,235	-\$ 9,225,566	-\$ 11,093,274	\$ 1,867,708	120.24%
Interest Income	-\$ 69,649	-\$ 139,921	-\$ 114,199	-\$ 25,722	81.62%
Rates & Charges	\$ 60,813	-\$ 10,594,460	-\$ 10,793,388	\$ 198,928	101.88%
User Charges, Fees & Fines	-\$ 46,135	-\$ 1,051,752	-\$ 1,119,225	\$ 67,473	106.42%
<b>Income Total</b>	<b>-\$ 2,801,595</b>	<b>-\$ 21,721,538</b>	<b>-\$ 23,735,676</b>	<b>\$ 2,014,138</b>	<b>109.27%</b>
<b>Expense</b>					
Asset Disposal & Fair Value Adjustments	\$ -	\$ 300,412	\$ -	\$ 300,412	0.00%
Contributions & Donations	\$ 951	\$ 892,342	\$ 839,138	\$ 53,204	94.04%
Depreciation Amortisation & Impairment	\$ -	\$ 6,251,313	\$ -	\$ 6,251,313	0.00%
Employee Costs	\$ 510,976	\$ 7,637,865	\$ 7,172,050	\$ 465,815	93.90%
Finance Costs	\$ 4,671	\$ 72,866	\$ 109,757	-\$ 36,891	150.63%
Materials	-\$ 2,147	\$ 5,215,260	\$ 4,286,226	\$ 929,034	82.19%
Other Expenses	\$ 30,378	\$ 1,357,868	\$ 1,250,000	\$ 107,868	92.06%
<b>Expense Total</b>	<b>\$ 544,829</b>	<b>\$ 21,727,926</b>	<b>\$ 13,657,172</b>	<b>\$ 8,070,754</b>	<b>62.86%</b>
<b>Grand Total</b>	<b>-\$ 2,256,766</b>	<b>\$ 6,388</b>	<b>-\$ 10,078,504</b>	<b>\$ 10,084,892</b>	

**YARRIAMBIACK SHIRE COUNCIL**  
**INCOME STATEMENT BY DEPARTMENT**  
**FOR JUNE 2015**

Operating/Capital	O
Posting Year	2015

	June Actual	Budget 2014/15	2014/15 Actual YTD	Budget Remains	% Budget Expended
<b>Income</b>					
Community Services	-\$ 164,725	-\$ 1,974,579	-\$ 2,134,362	\$ 159,783	108.09%
Corporate Services	-\$ 2,408,662	-\$ 14,552,348	-\$ 17,350,521	\$ 2,798,173	119.23%
Economic Development	-\$ 6,865	-\$ 988,531	-\$ 1,035,643	\$ 47,112	104.77%
Engineering	-\$ 26,313	-\$ 2,725,221	-\$ 1,428,084	-\$ 1,297,137	52.40%
Recreation, Culture & Leisure	-\$ 169,991	-\$ 264,361	-\$ 500,156	\$ 235,795	189.19%
Regulatory Services	-\$ 22,431	-\$ 157,739	-\$ 175,820	\$ 18,081	111.46%
Waste & Environment	-\$ 2,606	-\$ 1,058,759	-\$ 1,111,091	\$ 52,332	104.94%
<b>Income Total</b>	<b>-\$ 2,801,595</b>	<b>-\$ 21,721,538</b>	<b>-\$ 23,735,676</b>	<b>\$ 2,014,138</b>	<b>109.27%</b>
<b>Expense</b>					
Community Services	\$ 150,907	\$ 2,750,681	\$ 2,409,422	\$ 341,259	87.59%
Corporate Services	\$ 53,697	\$ 1,928,109	\$ 1,275,818	\$ 652,291	66.17%
Economic Development	\$ 30,218	\$ 1,020,560	\$ 1,112,663	-\$ 92,103	109.02%
Engineering	\$ 169,017	\$ 11,069,421	\$ 4,573,810	\$ 6,495,611	41.32%
Governance	\$ 30,351	\$ 1,012,911	\$ 813,291	\$ 199,620	80.29%
Recreation, Culture & Leisure	\$ 5,033	\$ 1,377,604	\$ 1,024,427	\$ 353,177	74.36%
Regulatory Services	\$ 27,082	\$ 663,416	\$ 602,235	\$ 61,181	90.78%
Waste & Environment	\$ 78,524	\$ 1,905,224	\$ 1,845,506	\$ 59,718	96.87%
<b>Expense Total</b>	<b>\$ 544,829</b>	<b>\$ 21,727,926</b>	<b>\$ 13,657,172</b>	<b>\$ 8,070,754</b>	<b>62.86%</b>
<b>Grand Total</b>	<b>-\$ 2,256,766</b>	<b>\$ 6,388</b>	<b>-\$ 10,078,504</b>	<b>\$ 10,084,892</b>	

## YARRIAMBIACK SHIRE COUNCIL CAPITAL EXPENDITURE FOR JUNE 2015

Posting Year	2015
Account Type	Expense

	June Actual	Budget 2014/15	2014/15 Actual YTD	Budget Remains	% Budget Expended
<b>Administration - Capital</b>					
Building Capital Works	\$ -	\$ 5,000	\$ 14,522	-\$ 9,522	290.45%
Furniture & Equipment Capital Works	\$ -	\$ 2,000	\$ -	\$ 2,000	0.00%
<b>Aerodrome - Capital</b>					
Building Capital Works	\$ -	\$ -	\$ 14,542	-\$ 14,542	
Resheets	\$ -	\$ 150,000	\$ 37,980	\$ 112,020	25.32%
<b>Asset Management - Capital</b>					
Computer / IT Capital Works	\$ -	\$ -	\$ 6,528	-\$ 6,528	
<b>Bridge - Capital</b>					
Bridge Construction	\$ -	\$ 32,726	\$ -	\$ 32,726	0.00%
<b>Caravan Parks - Capital</b>					
Building Capital Works	\$ -	\$ 76,000	\$ 55,275	\$ 20,725	72.73%
Furniture & Equipment Capital Works	\$ -	\$ 2,000	\$ -	\$ 2,000	0.00%
<b>Depot - Capital</b>					
Building Capital Works	\$ -	\$ 250,000	\$ 163,027	\$ 86,973	65.21%
<b>Drainage - Capital</b>					
Drainage Construction	\$ -	\$ 33,297	\$ 50,478	-\$ 17,181	151.60%
<b>Footpath - Capital</b>					
Footpath Construction	\$ 1,278	\$ 201,337	\$ 127,764	\$ 73,573	63.46%
<b>Gymnasium - Capital</b>					
Furniture & Equipment Capital Works	\$ -	\$ 4,000	\$ -	\$ 4,000	0.00%
<b>HACC Administration - Capital</b>					
Furniture & Equipment Capital Works	\$ -	\$ -	\$ 2,800	-\$ 2,800	
<b>Hall - Capital</b>					
Building Capital Works	\$ -	\$ 48,000	\$ 48,459	-\$ 459	100.96%
<b>Industrial Estate - Capital</b>					
Industrial Estate Capital Works	\$ 844	\$ 35,000	\$ 175,857	-\$ 140,857	502.45%
<b>Information Technology - Capital</b>					
Computer / IT Capital Works	\$ -	\$ 20,000	\$ 6,258	\$ 13,742	31.29%
<b>Kerb &amp; Channel - Capital</b>					
Kerb & Channel Construction	\$ -	\$ 300,000	\$ 84,433	\$ 215,567	28.14%
<b>Livestock Exchange - Capital</b>					
Building Capital Works	\$ -	\$ 10,300	\$ 27,395	-\$ 17,095	265.97%
<b>Local Roads - Capital</b>					
Reseals	\$ -	\$ 229,911	\$ 225,366	\$ 4,545	98.02%
Resheets	\$ 144,586	\$ 1,178,760	\$ 1,273,353	-\$ 94,593	108.02%
Rural Road Construction	\$ 88,557	\$ 2,363,544	\$ 2,214,575	\$ 148,969	93.70%
Shoulder Resheets	\$ 38,733	\$ 378,721	\$ 445,193	-\$ 66,472	117.55%
Urban Road Construction	\$ -	\$ 186,000	\$ 63,644	\$ 122,356	34.22%
<b>Maternal &amp; Child Health - Capital</b>					
Building Capital Works	\$ 2,169	\$ 20,000	\$ 63,115	-\$ 43,115	315.58%
Computer / IT Capital Works	\$ -	\$ 2,500	\$ -	\$ 2,500	0.00%
<b>MECC - Capital</b>					
Furniture & Equipment Capital Works	\$ -	\$ 2,228	\$ 273	\$ 1,955	12.24%
<b>Parks &amp; Playgrounds - Capital</b>					
Playground Capital Works	\$ -	\$ 21,630	\$ 2,168	\$ 19,462	10.02%
<b>Preschools - Capital</b>					
Building Capital Works	\$ -	\$ 43,000	\$ 13,467	\$ 29,533	31.32%
<b>Public Amenities - Capital</b>					
Building Capital Works	\$ -	\$ 5,000	\$ -	\$ 5,000	0.00%
<b>Senior Citizens - Capital</b>					
Building Capital Works	\$ -	\$ 80,000	\$ 288	\$ 79,713	0.36%
<b>Sporting Complex - Capital</b>					
Building Capital Works	\$ -	\$ 5,000	\$ 37,330	-\$ 32,330	746.59%
Furniture & Equipment Capital Works	\$ -	\$ 4,000	\$ -	\$ 4,000	0.00%
<b>Staff Vehicle Purchases</b>					
Plant Purchases	\$ -	\$ 320,000	\$ 282,970	\$ 37,030	88.43%
<b>Swimming Pool - Capital</b>					
Building Capital Works	\$ -	\$ 20,000	\$ -	\$ 20,000	0.00%
<b>Tech Services - Capital</b>					
Building Capital Works	\$ -	\$ 5,500	\$ -	\$ 5,500	0.00%
<b>Transfer Stations &amp; Landfills - Capital</b>					
Waste Site Capital Works	\$ -	\$ 20,000	\$ 6,285	\$ 13,715	31.43%
<b>Works Plant Purchases</b>					
Plant Purchases	\$ -	\$ 740,000	\$ 805,196	-\$ 65,196	108.81%
	<b>\$ 276,168</b>	<b>\$ 6,795,454</b>	<b>\$ 6,248,540</b>	<b>\$ 546,914</b>	<b>91.95%</b>

**YARRIAMBIACK SHIRE COUNCIL**  
**BALANCE SHEET**  
**AS AT 30th JUNE 2015**

	June Actual	Budget 2014/15	2014/15 Actual YTD	Budget Remains	% Budget Expended
<b>Current Assets</b>					
Cash & Cash Equivalents Investments	\$ 1,085,591	\$ 2,992,000	\$ 4,298,293	\$ (1,306,293)	144%
Rate Debtors	\$ (270,677)	\$ 900,000	\$ 1,226,915	\$ (326,915)	136%
Debtors	\$ (218,919)	\$ 511,000	\$ 125,857	\$ 385,143	25%
Other Current Accrued Assets	\$ (25,455)	\$ 180,000	\$ 212,083	\$ (32,083)	118%
Inventory On Hand		\$ 900,000	\$ 558,278	\$ 341,722	62%
Assets Held for Resale		\$ 84,000	\$ 85,320	\$ (1,320)	102%
<b>Current Assets Total</b>	<b>\$ 570,540</b>	<b>\$ 5,567,000</b>	<b>\$ 6,506,746</b>	<b>\$ (939,746)</b>	
<b>Non Current Assets</b>					
Non Current Debtors	\$ -	\$ -	\$ 24,923	\$ (24,923)	
Investments	\$ -	\$ 350,000	\$ 445,464	\$ (95,464)	127%
Fixed Assets	\$ 276,168	\$ 149,645,000	\$ 163,914,340	\$ (14,269,340)	110%
<b>Non Current Assets Total</b>	<b>\$ 276,168</b>	<b>\$ 149,995,000</b>	<b>\$ 164,384,727</b>	<b>\$ (14,389,727)</b>	
<b>TOTAL ASSETS</b>	<b>\$ 846,708</b>	<b>\$ 155,562,000</b>	<b>\$ 170,891,473</b>	<b>\$ (15,329,473)</b>	
<b>Current Liabilities</b>					
Creditors	\$ 1,390,410	\$ (1,200,000)	\$ (338,300)	\$ (861,700)	28%
Current Loans	\$ -	\$ (151,000)	\$ (147,026)	\$ (3,974)	97%
Short Term Provisions	\$ (11,924)	\$ (2,619,000)	\$ (2,535,720)	\$ (83,280)	97%
Trust & Deposits	\$ 3,073	\$ -	\$ (29,940)	\$ 29,940	
<b>Current Liabilities Total</b>	<b>\$ 1,381,559</b>	<b>\$ (3,970,000)</b>	<b>\$ (3,050,986)</b>	<b>\$ (919,014)</b>	
<b>Non Current Liabilities</b>					
Long Term Provisions	\$ -	\$ (404,000)	\$ (527,229)	\$ 123,229	131%
Non Current Loans	\$ 28,499	\$ (199,000)	\$ (203,791)	\$ 4,791	102%
<b>Non Current Liabilities Total</b>	<b>\$ 28,499</b>	<b>\$ (603,000)</b>	<b>\$ (731,020)</b>	<b>\$ 128,020</b>	
<b>TOTAL LIABILITIES</b>	<b>\$ 1,410,058</b>	<b>\$ (4,573,000)</b>	<b>\$ (3,782,006)</b>	<b>\$ (790,994)</b>	
<b>NET ASSETS</b>	<b>\$ (2,256,766)</b>	<b>\$ (150,989,000)</b>	<b>\$ (167,109,467)</b>	<b>\$ 16,120,467</b>	
<b>Current Assets</b>					
Accumulated Surplus/Deficit	\$ (2,256,766)	\$ (64,189,000)	\$ (62,397,651)	\$ (1,791,349)	97%
Asset Revaluation Reserve	\$ -	\$ (86,800,000)	\$ (104,711,817)	\$ 17,911,817	121%
<b>TOTAL EQUITY</b>	<b>\$ (2,256,766)</b>	<b>\$ (150,989,000)</b>	<b>\$ (167,109,467)</b>	<b>\$ 16,120,467</b>	

**YARRIAMBIACK SHIRE COUNCIL**

**Investments**

Bendigo Bank	\$ 316,971.14	2.85%	01/09/2015
Commonwealth Bank	\$ 125,627.06	3.00%	19/07/2015
AMP (oncall)	\$ 540.39		Oncall
	<b>\$ 443,138.59</b>		

**Loans**

		Term & Rate	Finish Date
National Australia Bank - Unfunded Superannuation	\$ 314,450	Fixed at 5.21%	30/06/2018
National Australia Bank - Roller	\$ 36,367	Fixed at 5.95%	22/02/2016
	<b>\$ 350,817</b>		

# Rates Report - July 2015

Prepared by Chantelle Pitt

Rate Code	Ward Description	Current	Arrears	Interest	Rebate Total	Receipts	Total
General Rates	Dunmunkle	\$ 2,761,706.65	\$ 150,160.34	\$ 61,354.37	\$ (44,967.82)	\$ (2,649,798.63)	\$ 278,454.38
	Hopetoun	\$ 3,061,590.32	\$ 205,632.39	\$ 88,289.01	\$ (37,668.74)	\$ (3,066,384.26)	\$ 251,457.95
	Warracknabeal	\$ 3,693,510.03	\$ 175,804.77	\$ 78,513.57	\$ (60,542.97)	\$ (3,532,750.17)	\$ 354,533.70
<b>Total</b>		<b>\$ 9,516,807.00</b>	<b>\$ 531,597.50</b>	<b>\$ 228,156.95</b>	<b>\$ (143,179.53)</b>	<b>\$ (9,248,933.06)</b>	<b>\$ 884,446.03</b>
120L Residential Garbage Service	Dunmunkle	\$ 105,025.00	\$ 20,852.23	\$ 7,153.75	\$ (8,742.93)	\$ (88,893.48)	\$ 35,394.49
	Hopetoun	\$ 78,474.68	\$ 18,986.03	\$ 12,093.70	\$ (7,330.81)	\$ (64,165.32)	\$ 38,058.28
	Warracknabeal	\$ 155,773.08	\$ 26,068.48	\$ 11,675.14	\$ (9,561.77)	\$ (136,851.09)	\$ 47,103.82
<b>Total</b>		<b>\$ 339,272.76</b>	<b>\$ 65,906.74</b>	<b>\$ 30,922.59</b>	<b>\$ (25,635.51)</b>	<b>\$ (289,909.89)</b>	<b>\$ 120,556.59</b>
120L Commercial Garbage Service	Dunmunkle	\$ 3,696.80	\$ 146.85	\$ 91.82	\$ -	\$ (3,327.12)	\$ 608.35
	Hopetoun	\$ 3,696.80	\$ 258.90	\$ 502.98	\$ -	\$ (3,235.30)	\$ 1,223.38
	Warracknabeal	\$ 3,511.96	\$ 287.95	\$ 191.78	\$ -	\$ (3,047.28)	\$ 944.41
<b>Total</b>		<b>\$ 10,905.56</b>	<b>\$ 693.70</b>	<b>\$ 786.58</b>	<b>\$ -</b>	<b>\$ (9,609.70)</b>	<b>\$ 2,776.14</b>
120L Rural Garbage Service	Dunmunkle	\$ 3,881.64	\$ 133.25	\$ 28.30	\$ (142.70)	\$ (3,555.44)	\$ 345.05
	Hopetoun	\$ 1,663.56	\$ -	\$ 8.97	\$ -	\$ (1,293.88)	\$ 378.65
	Warracknabeal	\$ 5,730.04	\$ -	\$ 8.97	\$ (54.45)	\$ (5,436.55)	\$ 248.01
<b>Total</b>		<b>\$ 11,275.24</b>	<b>\$ 133.25</b>	<b>\$ 46.24</b>	<b>\$ (197.15)</b>	<b>\$ (10,285.87)</b>	<b>\$ 971.71</b>
240L Residential Garbage Service	Dunmunkle	\$ 5,560.02	\$ -	\$ 15.87	\$ (302.20)	\$ (4,685.45)	\$ 588.24
	Hopetoun	\$ 4,905.90	\$ 1,079.88	\$ 210.57	\$ (378.75)	\$ (3,547.39)	\$ 2,269.50
	Warracknabeal	\$ 20,931.84	\$ 940.55	\$ 93.21	\$ (688.43)	\$ (19,584.00)	\$ 1,693.17
<b>Total</b>		<b>\$ 31,397.76</b>	<b>\$ 2,020.43</b>	<b>\$ 319.65</b>	<b>\$ (1,369.38)</b>	<b>\$ (27,816.84)</b>	<b>\$ 4,550.91</b>
240L Commercial Garbage Service	Dunmunkle	\$ 28,421.83	\$ 5,411.35	\$ 3,630.43	\$ -	\$ (25,273.83)	\$ 12,189.78
	Hopetoun	\$ 26,982.75	\$ 1,494.35	\$ 397.36	\$ -	\$ (25,302.52)	\$ 3,571.94
	Warracknabeal	\$ 89,222.96	\$ 2,759.78	\$ 585.10	\$ -	\$ (85,534.04)	\$ 7,033.80
<b>Total</b>		<b>\$ 144,627.54</b>	<b>\$ 9,665.48</b>	<b>\$ 4,612.89</b>	<b>\$ -</b>	<b>\$ (136,110.39)</b>	<b>\$ 22,795.52</b>
240L Rural Garbage Service	Dunmunkle	\$ 10,073.56	\$ 2,811.66	\$ 1,821.58	\$ -	\$ (14,706.80)	\$ -
	Hopetoun	\$ 8,634.48	\$ -	\$ -	\$ -	\$ (8,603.67)	\$ 30.81
	Warracknabeal	\$ 18,708.04	\$ 84.80	\$ 17.46	\$ -	\$ (17,993.40)	\$ 816.90
<b>Total</b>		<b>\$ 37,416.08</b>	<b>\$ 2,896.46</b>	<b>\$ 1,839.04</b>	<b>\$ -</b>	<b>\$ (41,303.87)</b>	<b>\$ 847.71</b>
80L Residential Garbage Service	Dunmunkle	\$ 21,669.74	\$ 4,219.53	\$ 1,898.83	\$ (2,003.01)	\$ (17,531.14)	\$ 8,253.95
	Hopetoun	\$ 21,064.44	\$ 5,754.17	\$ 2,502.02	\$ (2,361.37)	\$ (16,940.02)	\$ 10,019.24
	Warracknabeal	\$ 30,265.00	\$ 3,748.21	\$ 1,262.58	\$ (1,975.36)	\$ (26,457.46)	\$ 6,842.97
<b>Total</b>		<b>\$ 72,999.18</b>	<b>\$ 13,721.91</b>	<b>\$ 5,663.43</b>	<b>\$ (6,339.74)</b>	<b>\$ (60,928.62)</b>	<b>\$ 25,116.16</b>
80L Rural Garbage Service	Dunmunkle	\$ 1,065.36	\$ -	\$ -	\$ -	\$ (1,065.36)	\$ -
	Hopetoun	\$ 932.19	\$ 305.19	\$ 56.17	\$ (25.73)	\$ (1,267.82)	\$ -
	Warracknabeal	\$ 3,329.25	\$ -	\$ -	\$ (23.13)	\$ (3,306.12)	\$ -
<b>Total</b>		<b>\$ 5,326.80</b>	<b>\$ 305.19</b>	<b>\$ 56.17</b>	<b>\$ (48.86)</b>	<b>\$ (5,639.30)</b>	<b>\$ -</b>
Residential Kerbside Recycling	Dunmunkle	\$ 89,027.40	\$ 14,639.56	\$ 4,533.39	\$ (7,575.62)	\$ (74,983.60)	\$ 25,641.08
	Hopetoun	\$ 71,981.91	\$ 14,795.23	\$ 4,816.97	\$ (6,982.92)	\$ (58,825.07)	\$ 25,785.88
	Warracknabeal	\$ 134,083.95	\$ 19,008.80	\$ 5,909.15	\$ (8,169.82)	\$ (117,160.26)	\$ 33,671.81
<b>Total</b>		<b>\$ 295,093.26</b>	<b>\$ 48,443.59</b>	<b>\$ 15,259.51</b>	<b>\$ (22,728.36)</b>	<b>\$ (250,968.93)</b>	<b>\$ 85,098.77</b>
Commercial Kerbside Recycling	Dunmunkle	\$ 7,404.66	\$ 1,236.98	\$ 511.64	\$ -	\$ (6,688.08)	\$ 2,465.20
	Hopetoun	\$ 7,643.52	\$ 131.11	\$ 13.15	\$ -	\$ (7,632.69)	\$ 155.09
	Warracknabeal	\$ 10,987.56	\$ 1,312.83	\$ 399.93	\$ -	\$ (10,143.12)	\$ 2,557.20
<b>Total</b>		<b>\$ 26,035.74</b>	<b>\$ 2,680.92</b>	<b>\$ 924.72</b>	<b>\$ -</b>	<b>\$ (24,463.89)</b>	<b>\$ 5,177.49</b>
Rural Kerbside Recycling	Dunmunkle	\$ 1,791.45	\$ 86.10	\$ 16.79	\$ (26.82)	\$ (1,693.51)	\$ 174.01
	Hopetoun	\$ 1,672.02	\$ -	\$ -	\$ -	\$ (1,661.79)	\$ 10.23
	Warracknabeal	\$ 1,433.16	\$ -	\$ -	\$ (23.81)	\$ (1,409.19)	\$ 5.16
<b>Total</b>		<b>\$ 4,896.63</b>	<b>\$ 86.10</b>	<b>\$ 16.79</b>	<b>\$ (50.63)</b>	<b>\$ (4,759.49)</b>	<b>\$ 189.40</b>
Municipal Charge	Dunmunkle	\$ 91,711.20	\$ 14,111.10	\$ 4,033.28	\$ (4,866.55)	\$ (78,976.00)	\$ 26,012.90
	Hopetoun	\$ 94,191.60	\$ 27,109.12	\$ 8,827.97	\$ (4,576.74)	\$ (80,687.26)	\$ 44,863.81
	Warracknabeal	\$ 132,224.40	\$ 21,134.52	\$ 6,412.52	\$ (5,119.63)	\$ (116,451.47)	\$ 38,199.26
<b>Total</b>		<b>\$ 318,127.20</b>	<b>\$ 62,354.74</b>	<b>\$ 19,273.77</b>	<b>\$ (14,562.92)</b>	<b>\$ (276,114.73)</b>	<b>\$ 109,075.97</b>
SDL/Bins/Fire/Old Municipal Charge	Dunmunkle	\$ -	\$ 928.92	\$ 5,557.69	\$ -	\$ (51.93)	\$ 6,434.68
	Hopetoun	\$ -	\$ 860.87	\$ 3,761.28	\$ -	\$ -	\$ 4,622.15
	Warracknabeal	\$ -	\$ 1,845.89	\$ 3,403.69	\$ -	\$ -	\$ 5,249.58
<b>Total</b>		<b>\$ -</b>	<b>\$ 3,635.68</b>	<b>\$ 12,722.66</b>	<b>\$ -</b>	<b>\$ (51.93)</b>	<b>\$ 16,306.41</b>
Credits	Dunmunkle	\$ -	\$ -	\$ -	\$ -	\$ (17,870.92)	\$ (17,870.92)
	Hopetoun	\$ -	\$ -	\$ -	\$ -	\$ (29,860.33)	\$ (29,860.33)
	Warracknabeal	\$ -	\$ -	\$ -	\$ -	\$ (34,915.46)	\$ (34,915.46)
<b>Total</b>		<b>\$ -</b>	<b>\$ -</b>	<b>\$ -</b>	<b>\$ -</b>	<b>\$ (82,646.71)</b>	<b>\$ (82,646.71)</b>
Fire Services Fixed Charge	Dunmunkle	\$ 197,712.00	\$ 11,427.95	\$ 2,205.31	\$ (16,250.00)	\$ (166,268.78)	\$ 28,826.28
	Hopetoun	\$ 218,263.00	\$ 20,470.94	\$ 3,827.16	\$ (12,700.00)	\$ (185,347.60)	\$ 44,512.09
	Warracknabeal	\$ 290,085.00	\$ 16,558.59	\$ 3,059.97	\$ (20,000.00)	\$ (248,529.87)	\$ 41,170.21
<b>Total</b>		<b>\$ 706,060.00</b>	<b>\$ 48,457.48</b>	<b>\$ 9,092.44</b>	<b>\$ (48,950.00)</b>	<b>\$ (600,146.25)</b>	<b>\$ 114,508.58</b>
Fire Services Levy	Dunmunkle	\$ 116,150.37	\$ 1,967.50	\$ 299.09	\$ -	\$ (113,852.07)	\$ 4,564.89
	Hopetoun	\$ 140,946.95	\$ 2,885.80	\$ 444.30	\$ -	\$ (139,253.18)	\$ 5,023.86
	Warracknabeal	\$ 156,968.81	\$ 1,885.10	\$ 353.72	\$ -	\$ (152,871.43)	\$ 6,336.18
<b>Total</b>		<b>\$ 414,066.13</b>	<b>\$ 6,738.40</b>	<b>\$ 1,097.11</b>	<b>\$ -</b>	<b>\$ (405,976.68)</b>	<b>\$ 15,924.93</b>
<b>Grand Total</b>		<b>\$ 11,934,306.88</b>	<b>\$ 799,337.57</b>	<b>\$ 330,790.54</b>	<b>\$ (263,062.08)</b>	<b>\$ (11,475,666.15)</b>	<b>\$ 1,325,695.61</b>

% Outstanding of Current Rates & Charges

10.15%

% Outstanding 2014

9.61%

% Outstanding 2013

10.52%

% Outstanding 2012

10.09%

% Outstanding 2011

9.40%

**Recommendation**

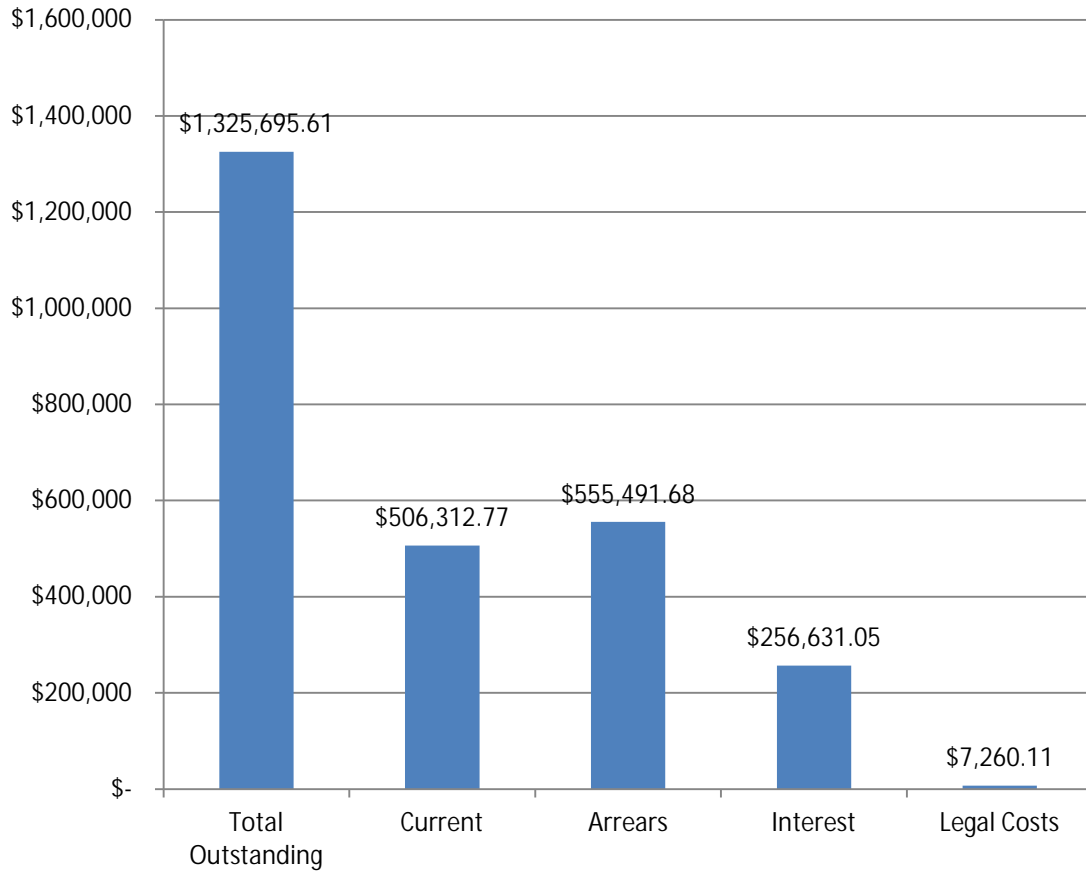
That the report be received.

# Rates Report - July 2015

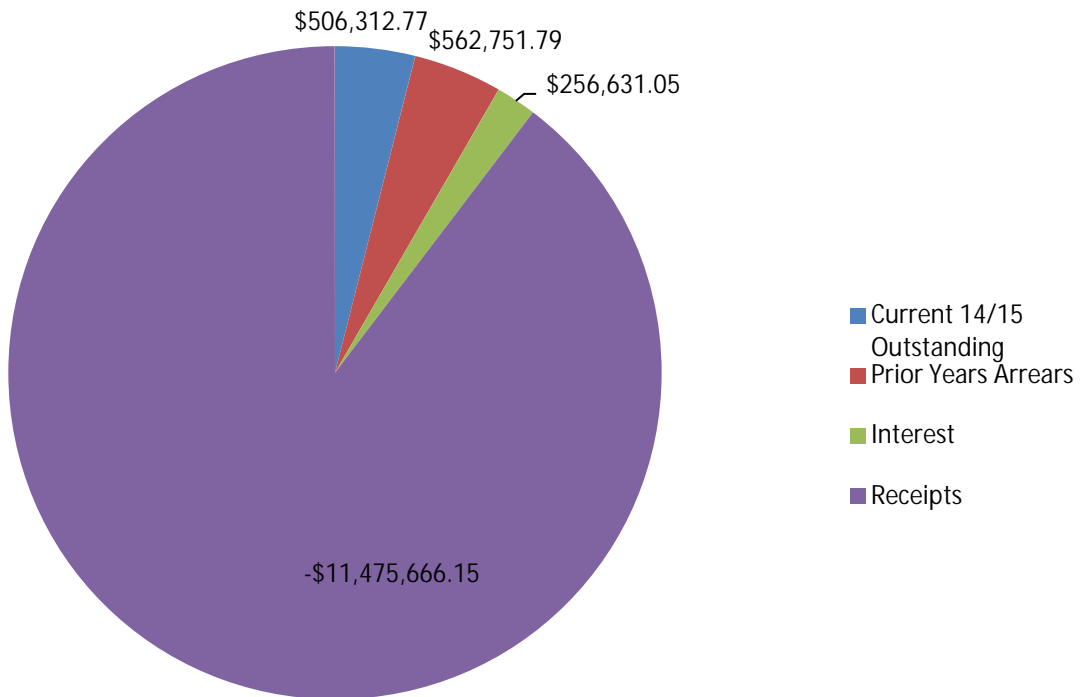
Prepared by Chantelle Pitt

Rate Code	Ward Description	Levy Current	Levy Arrears	Interest	Legal Balance	Total
General Rates	Dunmunkle	\$ 103,858.27	\$ 122,182.39	\$ 52,303.76	\$ 109.96	\$ 278,454.38
	Hopetoun	\$ 109,071.25	\$ 92,780.67	\$ 49,606.03	\$ -	\$ 251,457.95
	Warracknabeal	\$ 149,767.39	\$ 135,356.44	\$ 69,409.87	\$ -	\$ 354,533.70
<b>Total</b>		<b>\$ 362,696.91</b>	<b>\$ 350,319.50</b>	<b>\$ 171,319.66</b>	<b>\$ 109.96</b>	<b>\$ 884,446.03</b>
120L Residential Garbage Service	Dunmunkle	\$ 13,606.28	\$ 15,513.72	\$ 6,274.49	\$ -	\$ 35,394.49
	Hopetoun	\$ 10,111.96	\$ 16,243.45	\$ 11,702.87	\$ -	\$ 38,058.28
	Warracknabeal	\$ 17,320.73	\$ 19,388.09	\$ 10,395.00	\$ -	\$ 47,103.82
<b>Total</b>		<b>\$ 41,038.97</b>	<b>\$ 51,145.26</b>	<b>\$ 28,372.36</b>	<b>\$ -</b>	<b>\$ 120,556.59</b>
120L Commercial Garbage Service	Dunmunkle	\$ 369.68	\$ 146.85	\$ 91.82	\$ -	\$ 608.35
	Hopetoun	\$ 461.50	\$ 258.90	\$ 502.98	\$ -	\$ 1,223.38
	Warracknabeal	\$ 646.94	\$ 113.57	\$ 183.90	\$ -	\$ 944.41
<b>Total</b>		<b>\$ 1,478.12</b>	<b>\$ 519.32</b>	<b>\$ 778.70</b>	<b>\$ -</b>	<b>\$ 2,776.14</b>
120L Rural Garbage Service	Dunmunkle	\$ 189.53	\$ 133.25	\$ 22.27	\$ -	\$ 345.05
	Hopetoun	\$ 369.68	\$ -	\$ 8.97	\$ -	\$ 378.65
	Warracknabeal	\$ 239.04	\$ -	\$ 8.97	\$ -	\$ 248.01
<b>Total</b>		<b>\$ 798.25</b>	<b>\$ 133.25</b>	<b>\$ 40.21</b>	<b>\$ -</b>	<b>\$ 971.71</b>
240L Residential Garbage Service	Dunmunkle	\$ 572.37	\$ -	\$ 15.87	\$ -	\$ 588.24
	Hopetoun	\$ 1,815.05	\$ 308.55	\$ 145.90	\$ -	\$ 2,269.50
	Warracknabeal	\$ 1,410.53	\$ 226.66	\$ 55.98	\$ -	\$ 1,693.17
<b>Total</b>		<b>\$ 3,797.95</b>	<b>\$ 535.21</b>	<b>\$ 217.75</b>	<b>\$ -</b>	<b>\$ 4,550.91</b>
240L Commercial Garbage Service	Dunmunkle	\$ 3,148.00	\$ 5,411.35	\$ 3,630.43	\$ -	\$ 12,189.78
	Hopetoun	\$ 1,888.79	\$ 1,296.86	\$ 386.29	\$ -	\$ 3,571.94
	Warracknabeal	\$ 4,367.66	\$ 2,081.04	\$ 585.10	\$ -	\$ 7,033.80
<b>Total</b>		<b>\$ 9,404.45</b>	<b>\$ 8,789.25</b>	<b>\$ 4,601.82</b>	<b>\$ -</b>	<b>\$ 22,795.52</b>
240L Rural Garbage Service	Dunmunkle	\$ -	\$ -	\$ -	\$ -	\$ -
	Hopetoun	\$ 30.81	\$ -	\$ -	\$ -	\$ 30.81
	Warracknabeal	\$ 799.44	\$ -	\$ 17.46	\$ -	\$ 816.90
<b>Total</b>		<b>\$ 830.25</b>	<b>\$ -</b>	<b>\$ 17.46</b>	<b>\$ -</b>	<b>\$ 847.71</b>
80L Residential Garbage Service	Dunmunkle	\$ 2,706.74	\$ 3,692.16	\$ 1,855.05	\$ -	\$ 8,253.95
	Hopetoun	\$ 2,758.50	\$ 4,894.58	\$ 2,366.16	\$ -	\$ 10,019.24
	Warracknabeal	\$ 2,752.30	\$ 2,916.20	\$ 1,174.47	\$ -	\$ 6,842.97
<b>Total</b>		<b>\$ 8,217.54</b>	<b>\$ 11,502.94</b>	<b>\$ 5,395.68</b>	<b>\$ -</b>	<b>\$ 25,116.16</b>
80L Rural Garbage Service	Dunmunkle	\$ -	\$ -	\$ -	\$ -	\$ -
	Hopetoun	\$ -	\$ -	\$ -	\$ -	\$ -
	Warracknabeal	\$ -	\$ -	\$ -	\$ -	\$ -
<b>Total</b>		<b>\$ -</b>	<b>\$ -</b>	<b>\$ -</b>	<b>\$ -</b>	<b>\$ -</b>
Residential Kerbside Recycling	Dunmunkle	\$ 11,408.27	\$ 10,180.36	\$ 4,052.45	\$ -	\$ 25,641.08
	Hopetoun	\$ 9,826.77	\$ 11,483.10	\$ 4,476.01	\$ -	\$ 25,785.88
	Warracknabeal	\$ 14,555.24	\$ 13,921.85	\$ 5,194.72	\$ -	\$ 33,671.81
<b>Total</b>		<b>\$ 35,790.28</b>	<b>\$ 35,585.31</b>	<b>\$ 13,723.18</b>	<b>\$ -</b>	<b>\$ 85,098.77</b>
Commercial Kerbside Recycling	Dunmunkle	\$ 716.58	\$ 1,236.98	\$ 511.64	\$ -	\$ 2,465.20
	Hopetoun	\$ 149.29	\$ -	\$ 5.80	\$ -	\$ 155.09
	Warracknabeal	\$ 1,074.87	\$ 1,087.50	\$ 394.83	\$ -	\$ 2,557.20
<b>Total</b>		<b>\$ 1,940.74</b>	<b>\$ 2,324.48</b>	<b>\$ 912.27</b>	<b>\$ -</b>	<b>\$ 5,177.49</b>
Rural Kerbside Recycling	Dunmunkle	\$ 92.61	\$ 68.51	\$ 12.89	\$ -	\$ 174.01
	Hopetoun	\$ 10.23	\$ -	\$ -	\$ -	\$ 10.23
	Warracknabeal	\$ 5.16	\$ -	\$ -	\$ -	\$ 5.16
<b>Total</b>		<b>\$ 108.00</b>	<b>\$ 68.51</b>	<b>\$ 12.89</b>	<b>\$ -</b>	<b>\$ 189.40</b>
Municipal Charge	Dunmunkle	\$ 10,683.16	\$ 11,841.99	\$ 3,487.75	\$ -	\$ 26,012.90
	Hopetoun	\$ 14,424.78	\$ 22,686.37	\$ 7,752.66	\$ -	\$ 44,863.81
	Warracknabeal	\$ 14,481.46	\$ 17,870.46	\$ 5,847.34	\$ -	\$ 38,199.26
<b>Total</b>		<b>\$ 39,589.40</b>	<b>\$ 52,398.82</b>	<b>\$ 17,087.75</b>	<b>\$ -</b>	<b>\$ 109,075.97</b>
SDL/Bins/Fire/Old Municipal Charge	Dunmunkle	\$ -	\$ 928.92	\$ 1,815.98	\$ 3,689.78	\$ 6,434.68
	Hopetoun	\$ -	\$ 860.87	\$ 1,585.88	\$ 2,175.40	\$ 4,622.15
	Warracknabeal	\$ -	\$ 1,845.89	\$ 2,118.72	\$ 1,284.97	\$ 5,249.58
<b>Total</b>		<b>\$ -</b>	<b>\$ 3,635.68</b>	<b>\$ 5,520.58</b>	<b>\$ 7,150.15</b>	<b>\$ 16,306.41</b>
Credits	Dunmunkle	\$ (17,870.92)	\$ -	\$ -	\$ -	\$ (17,870.92)
	Hopetoun	\$ (29,860.33)	\$ -	\$ -	\$ -	\$ (29,860.33)
	Warracknabeal	\$ (34,915.46)	\$ -	\$ -	\$ -	\$ (34,915.46)
<b>Total</b>		<b>\$ (82,646.71)</b>	<b>\$ -</b>	<b>\$ -</b>	<b>\$ -</b>	<b>\$ (82,646.71)</b>
Fire Services Fixed Charge	Dunmunkle	\$ 18,439.52	\$ 8,459.49	\$ 1,927.27	\$ -	\$ 28,826.28
	Hopetoun	\$ 26,784.03	\$ 14,524.57	\$ 3,203.49	\$ -	\$ 44,512.09
	Warracknabeal	\$ 26,149.67	\$ 12,282.31	\$ 2,738.23	\$ -	\$ 41,170.21
<b>Total</b>		<b>\$ 71,373.22</b>	<b>\$ 35,266.37</b>	<b>\$ 7,868.99</b>	<b>\$ -</b>	<b>\$ 114,508.58</b>
Fire Services Levy	Dunmunkle	\$ 2,980.82	\$ 1,337.98	\$ 246.09	\$ -	\$ 4,564.89
	Hopetoun	\$ 3,989.26	\$ 830.97	\$ 203.63	\$ -	\$ 5,023.86
	Warracknabeal	\$ 4,940.86	\$ 1,098.83	\$ 296.49	\$ -	\$ 6,336.18
<b>Total</b>		<b>\$ 11,910.94</b>	<b>\$ 3,267.78</b>	<b>\$ 746.21</b>	<b>\$ -</b>	<b>\$ 15,924.93</b>
<b>Grand Total</b>		<b>\$ 506,328.31</b>	<b>\$ 555,491.68</b>	<b>\$ 256,615.51</b>	<b>\$ 7,260.11</b>	<b>\$ 1,325,695.61</b>

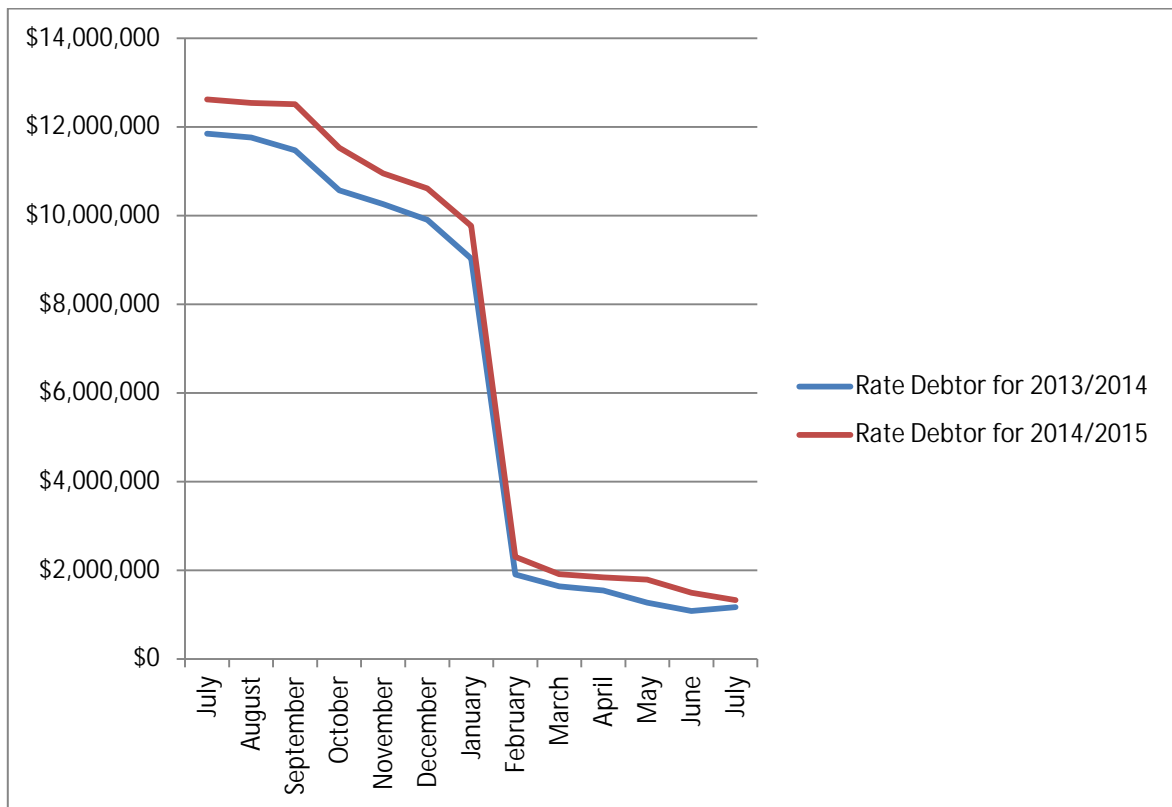
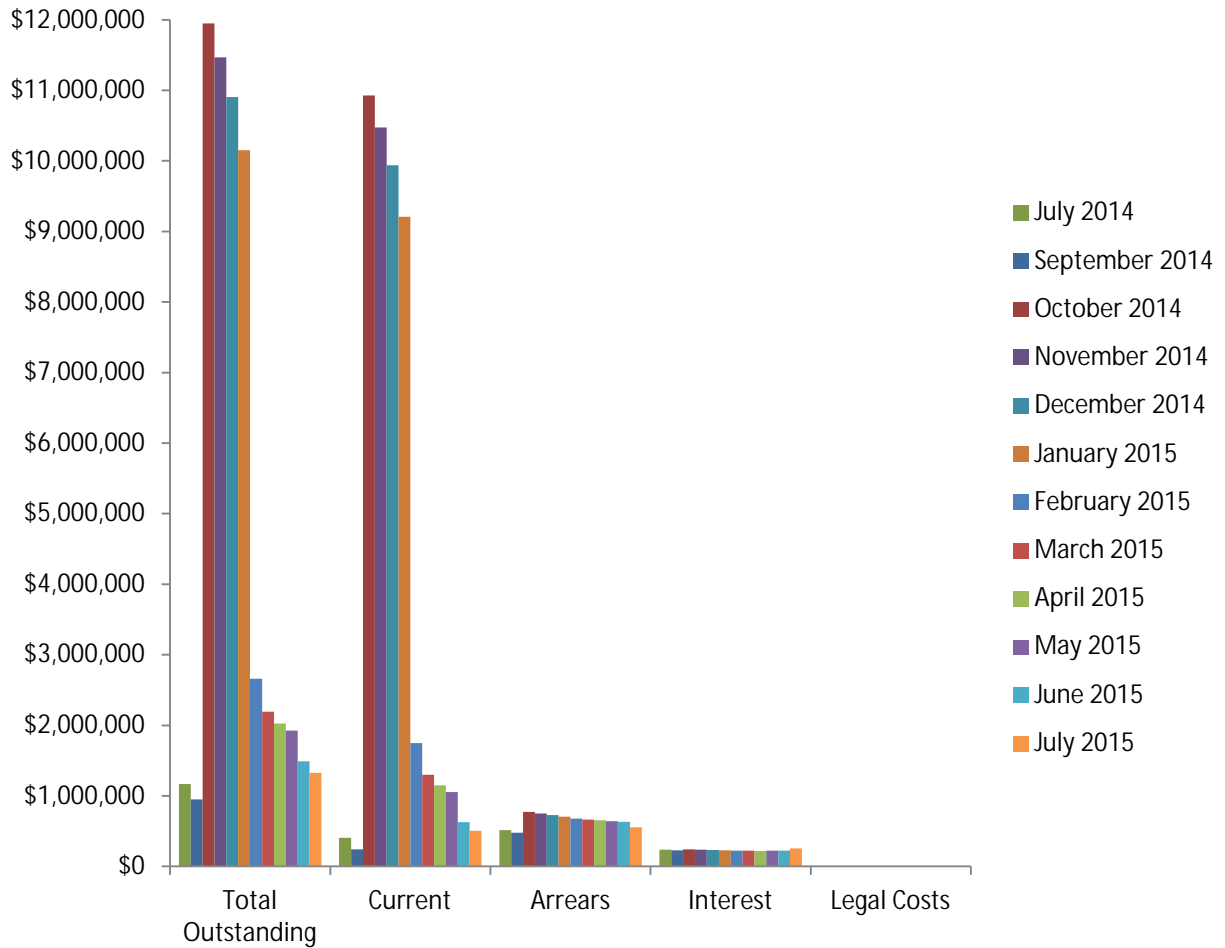
## Breakdown of Rates Outstanding



## Breakdown of Rates Outstanding



## Breakdown of Rates Outstanding





Application Identifier x (ppr v0.04)	Application type	Property Location					Estimated Cost of Works	Proposed Use or Development	Applicant Details				Date Application Received	Responsible Authority Outcome	Date of Responsible Authority Outcome	
		Street Address		Crown Description		Lot on Plan			Name	Street Number, Name, Type		Locality				State
		Street Number, Name, Type	Locality	Allotment, Block, Section, and Parish/Township		Lot				Plan	1.9.1.1	1.9.1.2				1.9.1.3
1.1	1.2	1.3.1.1	1.3.1.2	1.3.4		1.3.5.1	1.3.5.2	1.7	1.8	1.9.1			2.1	4.1	4.2	
TP39-14	New application	Sunraysia Highway	Woomelang			1	PS442517	400,000	Additional 2 Bunkers	Mark Carter	PO Box 313	Kerang	Vic	24/07/2014	Notice of decision issued by a delegate of the Responsible Authority	30/06/2015
TP09-15	New application	450 Henty Highway	Warracknabeal	CA18A, Parish of Werrigar				500,000	Development of land for Rural Store and subdivison of the land.	Price Merrett	PO Box 313	Kerang	Vic	13/03/2015		
TP19-15	New application	109 Wimmera Highway	Rupanyup	CA 1 & 2 Parish of Rupanyup				60,000	Re-Erection of Dwelling	Robin Barber	PO Box 669	Horsham	Vic	11/03/2015	Permit issued by a delegate of the Responsible Authority	05/06/2015
TP22-15	New application	Woods Street	Yaapeet	CA17 Sec 1 Township of Yaapeet				1,000	Installation of Mast	GWMWater	11 McLachlan St	Horsham	Vic	18/05/2015	Withdrawn	25/06/2015
TP23-15	New application	2961 Sea Lake-Lascalles Rd	Lascalles			1	TP673771	0	Subdivision	Price Merrett Consulting	PO Box 1172	Swan Hill	Vic	11/03/2015	Permit issued by a delegate of the Responsible Authority	04/06/2015
TP30-15	New application	4 Boolite-Hall Rd	Boolite				CP161669	9,500	Amendities	James Golsworthy Consulting	PO Box 1650	Mildura	Vic	16/04/2015	Permit issued by a delegate of the Responsible Authority	16/06/2015
TP31-15	New application	Rainbow Rd	Crymelon			1	TP217575Y	9,500	Amendities	James Golsworthy Consulting	PO Box 1650	Mildura	Vic	17/04/2015	Permit issued by a delegate of the Responsible Authority	16/06/2015
TP32-15	New application	Bangerang Rd	Bangerang			1	TP900138P	9,500	Amendities	James Golsworthy Consulting	PO Box 1650	Mildura	Vic	17/04/2015	Permit issued by a delegate of the Responsible Authority	16/06/2015
TP33-15	New application	Deakin St	Beulah	CA 2002 Parish Beulah				76,000	Installaton of floating pontoon	Beulah Public Purpose Reserve	PO Box 63	Beulah	Vic	21/04/2015	In progress	
TP34-15	New application	Roseberry Rainbow Rd	Roseberry			1 & 2	LP117465	100,000	Stone Extraction	Yarriambiack Shire Council	PO Box 243	Warracknabeal	Vic	08/05/2015	Permit issued by a delegate of the Responsible Authority	05/06/2015
TP36-15	New application	145 Kellys Rd	Woomelang	CA32, 33(PT) Parish Cronomby				0	Subdivision	Price Merrett Consulting	PO Box 1172	Swan Hill	Vic	19/05/2015	In progress	
TP37-15	New application	38 Federation St	Patchewollock			10 & 1	TP010430	9,000	Construction of a Pergola	Greg Wallace	18 Wychunga St	Lascalles	Vic	28/05/2015	Permit issued by a delegate of the Responsible Authority	25/06/2015
TP38-15	New application	919 Echunga Rd	Hopetoun	CA25 Parish Gaalanungah		25	TP772378B	0	Subdivision	Price Merrett Consulting	PO Box 1172	Swan Hill	Vic	28/05/2015	In progress	
TP39-15	New application	10 Arnold St	Warracknabeal			5	PS142182	10,000	Construction of a Garage	Marcus Lang	10 Arnold St	Warracknabeal	Vic	09/06/2015	Permit issued by a delegate of the Responsible Authority	15/06/2005
TP40-15	New application	1158 Patchewollock Tempy Rd	Tempy	CA33, Parish Dering			TP312945L	100,000	Stone Extraction	Yarriambiack Shire Council	PO Box 243	Warracknabeal	Vic	09/06/2015	In progress	
TP41-15	New application	19 Carroll St	Minyip	CA6 Sec 21 Parish Nullan			TP276977T	550,000	10 Units	Allandar Homes P/L	173-177 Eley Rd	Blackburn South	Vic	16/06/2015	In progress	
TP42-15	New application	11 Tarrant St	Warracknabeal	CA2G Sec 25			TP607685S	290,000	Construction of a Dwelling	JG King Homes	146 Firebrace St	Horsham	Vic	22/06/2015	In progress	
TP43-15	New application	Rainbow- Rosebery Road	Rainbow					0	Stone Extraction	Yarriambiack Shire Council	PO Box 243	Warracknabeal	Vic	22/06/2015	In progress	
TP44-15	New application	115 Lascalles St	Hopetoun			Lot 1	TP100683	3,000	Erection of Garage	Donald Anderson	115 Lascalles St	Hopetoun	Vic	30/06/2015	In progress	