

**AGENDA OF ORDINARY MEETING OF YARRIAMBIACK SHIRE COUNCIL TO BE HELD
ON WEDNESDAY 22 FEBRUARY 2017 AT THE MUNICIPAL OFFICE 34 LYLE STREET
WARRACKNABEAL AT 9:30AM**

1 WELCOME

2 ACKNOWLEDGEMENT

Acknowledging Traditional Owners

'I would like to acknowledge that this meeting is being held on the traditional lands of the Wotjobaluk, Jaadwa, Jadawadjali, Wergaia and Jupagulk people, and I pay respects to their Elders, both past and present"

3 PRAYER

Almighty God, without whom no Council can stand nor anything prosper we ask that you be present and guide us in our deliberations today. We pray that we will be fair in our judgements and wise in our actions and that decisions will be made with goodwill and a clear conscience for the betterment and welfare of the people of Yarriambiack Shire.

Amen

4 PRESENT

Crs G Massey, H Ballentine, T Hamilton, C Heintze, S Roberts, J Wise, K Zanker, Ray Campling (Chief Executive Officer), James Magee (Director Infrastructure & Planning) and Bernardine Schilling (Executive Assistant)

5 APOLOGIES

6 CONFIRMATION OF MINUTES

Ordinary Meeting of Council – 25 January 2017

Closed Session of Council – 25 January 2017

7 DECLARATION OF CONFLICT OF INTEREST

8 BUSINESS ARISING

8.1 Action List from last meeting

8.2 Ongoing and Pending Action List

9 PETITIONS

10 REPORTS

Corporate Reports

- 10.1 Mayor's Report
- 10.2 Councillor's Reports
- 10.3 Chief Executive Officer – Activity Report
- 10.4 Director Infrastructure & Planning Report
- 10.5 Capital Works Program Report
- 10.6 Community Services Report
- 10.7 Infrastructure Services Report
- 10.8 Community Projects Report

11 REPORTS FOR DECISION

- 11.1 Finance Report
- 11.2 Revenue Report

10.1 Mayor's Report – Prepared by Graeme Massey

26 January	Attended the Australia Day Ceremony at Warracknabeal
07 February	Attended YCHANGE Backbone Conference
08 February	Council Forum.
08 February	Participated in CEO review with Fiona McAllister
14 February	Attended Wimmera Development Association meeting in Horsham
15 February	Council Planning Workshop
16 February	Attended the Municipal Association of Victoria Forum in Stawell
19 February	Attended upgrade openings with Danielle Green MP at Minyip and Warracknabeal Aerodrome
19 February	Attended Minyip Show and Shine Event
22 February	Council Meeting

10.2 Councillor's Reports**Cr H Ballentine**

26 January	Attended Beulah Australia Day Breakfast
08 February	Council Forum in Warracknabeal
08 February	Participated in CEO Review
10 February	Attended AGM of Beulah Park Committee of Management
14 February	Attended Woomelang And District Bush Nursing Committee meeting
14 February	Attended Wimmera Development Association meeting in Horsham
15 February	Attended Council Planning Workshop
15 February	Attended Beulah Historical & Progress group meeting at Beulah
16 February	Attended Hopetoun Neighbourhood House Committee meeting
17 February	Attended Professional Development Day at Southern Grampians
19 February	Attended opening of Warracknabeal and Hopetoun Aerodrome re upgrades
21 February	Chaired Wimmera Mallee Tourism meeting
22 February	Council Meeting

Cr K Zanker

01 February	Youth Action Council meeting
08 February	Council Forum
08 February	Participated in CEO Review
09 February	'WORDS' meeting
11 February	Centre for Participation Strategic Planning Day
15 February	Attended Council Planning Workshop
17 February	Municipal Association of Victoria Strategic Planning meeting
22 February	Council Meeting

YARRIAMBIACK SHIRE COUNCIL

COUNCIL MEETING

AGENDA

22 February 2017

Cr T Hamilton

25 January Attended YCHANGe meeting at Murtoa

26 January Attended Murtoa Australia Day Breakfast

08 February Council Forum

08 February Participated in CEO Review

08 February Attended silo art preparation meeting at Rupanyup

09 February Attended Police Station Information Session at Murtoa

10 February Attended Grampians Central West Waste & Resource Recovery
Group - Board Election meetings in Ararat

15 February Attended Council Planning Workshop

15 February Attended Yarrilinks meeting

15 February Attended Neighbourhood Watch AGM at Murtoa

17 February Attended Municipal Association of Victoria Strategic Planning at
the Yarriambiack Shire Council at Warracknabeal

19 February Attended Minyip Streetscape opening

20 February Attended Warracknabeal Aerodrome upgrade opening

22 February Council meeting

Cr C Heintze

25 January Attended Council meeting and YCHANGe meeting at Murtoa

26 January Australia Day Breakfast and presentation of citizens awards

27 January Removed tree off Boolite Road. Bob Taylor arrived in Shire truck

31 January Met with Minyip Recreation Reserve re invoice for recent upgrades

01 February Attended Minyip Progress Association meeting

03 February Attended Wimmera Southern Mallee Transport meeting in
Horsham

06 February Attended Minyip Fire Brigade regular meeting

07 February Met with Dennis Smith and Ray Campling re Minyip Rec Reserve

08 February Council Forum

YARRIAMBIACK SHIRE COUNCIL

COUNCIL MEETING

AGENDA

22 February 2017

08 February Participated in CEO Review

22 February Council Meeting

Cr S Roberts

25 January Council Meeting

26 January Attended Hopetoun Australia Day Celebrations

8 February Council Forum

08 February Participated in CEO Review

15 February Attended Council Planning Workshop

22 February Council Meeting

Cr J Wise

25 January Council Meeting

26 January Attended Warracknabeal Australia Day Celebrations

04 February Opened the Warracknabeal Skate Park League Event

08 February Council Forum

08 February Participated in CEO Review

13 February Roadsafe Wimmera

15 February Council Planning Day

17 February WRLC Board Planning meeting

19 February Danielle Green opening of the Minyip and Brim Streetscape and Travellers Rest and Walking Tracks at Minyip

19 February Warracknabeal & Hopetoun Airports at Warracknabeal

22 February Council Meeting

10.3 Chief Executive Officer, Activity Report – Prepared by Ray Campling

- Attended Australia Day Activities at ANZAC Park
- Met with Richard Baum – Council Plan Workshop proposal
- Attended Wimmera Southern Mallee LLEN Finance Committee meeting
- Attended Wimmera LG CEO's meeting in Horsham
- Met with Shaun Hossack (Juddy Roller) re Silo Art Trail
- Met with Rod Spencer– Municipal Association of Victoria Strategic Plan Visit
- Met with Lochie Skinner from Andrew's office – Federal Grants
- Met with Shane Wardle – Brim Silo's
- Met with Superintendent, Paul Margetts – various matters
- Met with Mark Williams, GWMWater annual meeting with Council
- Met with David Brennan, CEO Wimmera Mallee Catchment Authority
- Met with Peter Bridgland – Minyip Landscape Project
- Attended Regional Partnerships meeting in Stawell
- Met with Inspector Ian Lindsay – various matters
- Met with Ben Vains – Challenge Producer, Masterchef Australia
- Met with Councillor Corinne Heintze and Dennis Smith – Minyip Recreation Reserve
- Met with Peter Brown, CEO Horsham Rural City Council – delegation to Canberra
- Met with Colin Morrison, Victorian Grants Commission
- Attended Council Plan Workshop with Councillors and Management Team
- Met with Ralph Kenyan – Wimmera Development Association annual visit to Council
- Attended MAV Strategic Plan presentation in Warracknabeal with other NWMA Mayors, Councillors and CEO's
- Attended Wimmera Southern Mallee LLEN Committee meeting
- With Council Management Team met Regional Development Victoria staff in relation to Economic Development

10.4 Director Infrastructure & Planning Report – Prepared by James Magee

National Broadband Network (NBN) Planning for Warracknabeal

Design of the system which will deliver NBN to the majority of the township of Warracknabeal has commenced. The construction should commence later in 2017. The area of coverage is also under consideration. The NBNCo Rollout map has recently been updated and it shows that while approximately half the township of Warracknabeal is expected to be connected with a fibre to the node service, the remaining half of the town will be serviced by the wireless NBN service. It is disappointing that the better quality fibre to the node infrastructure will not be provided to our schools, the health service, the industrial and commercial buildings along the Henty Highway, and a large portion of residences. Council has made requests for this to be rectified however a solution has yet to be found. Further lobbying will be required.

Minyip Roundabout

Vicroads have progressed well with works at the Minyip Roundabout. The replacement of crumbling outer kerbing and reconstruction was completed initially. The semi mountable annulus of the central portion of the roundabout has also been completed.

Dunmunkle Creek Flood Study

The Wimmera CMA will soon be scheduling the last round of community meetings for the Dunmunkle Creek system flood study. Meetings will be held at Boolite, Rupanyup, Murtoa and Lubeck. Councillors are invited to attend.

Flow Monitoring Gauge for Yarriambiack Creek

An application for funding has been submitted via the Natural Disaster Resilience Grants Scheme for an automatic stream gauge at Ailsa. The gauge will provide better flood warning for the townships of Warracknabeal, Brim, Beulah and Hopetoun.

Environment – Prepared by Geoff Harvey

- Inspected town trees
- Letter to resident re unauthorised tree removal
- Inspected roads in Hopetoun East area for weeds
- Contacted works Supervisor and Farm Manager re treatment of infestation of Spiny burgrass on roads and private land
- Investigated MAV proposal to apply for funding to prepare business case for remote solar power facilities for Local Government
- Inspect Dimboola-Minyip Road re treatment of priority weed Prairie ground cherry
- Inspected Yarto East Road for priority weed Silver-leaf nightshade
- Ordered trees for street planting
- Met Consultant re energy audits for Shire office and Warracknabeal pool

Risk & Safety Report to Council – Prepared by Barry Sullivan

The eight swimming pools have now been audited over the past few months. Overall findings report will be compiled and submitted to each swimming pool committee to help each committee improve OHS performance and minimise public liability risk.

A risk assessment is being developed as part of proposed maintenance works to be performed the Hopetoun Town Hall. The risk assessment will factor in allowances for safety systems to be in place prior to contractors tendering for the works.

Jardine Lloyd Thomason has now completed their 2014 – 2016 Biennial JMAPP Audit Ranking & Statistical Report. The audit reviewed Council's asset inspections, asset records / incident investigations, asset risk management practices and the business continuity plan. Although it's not possible to compare the 2012 – 2014 result with the current 2014 – 2016 result due to changes in the scoring system Yarriambiack Shire Council reached a score of 74%, with a state ranking of 38 out of the 79 Victorian Councils. The highest score a regional Council being 84%.

Building Activity Report – Prepared by Kathy Edwards (Tabled)**Planning Permit Activity Report for January 2017 – Prepared by David Young (Tabled)**

10.5 Capital Works Program 2016/2017 – Prepared by Chris Lehmann

Roads & Streets				
<i>Urban Streets</i>				
<i>Project</i>	<i>% Completed</i>	<i>Start Date</i>	<i>Completion Date</i>	<i>Comments</i>
Breen Street (Lakeside) Murtoa		March 2017		Hot Mix
Devereux Street Warracknabeal		March 2017		Hot Mix
Golf Links Road Hopetoun		March 2017		Hot Mix
Lascelles Street Beulah		March 2017		Hot Mix
Market Street Minyip		March 2017		
<i>Rural Roads</i>				
Antwerp Road R2R	100%	October 2016	January 2017	Reconstruct seal width 4 metres length 980 metres
Blue Ribbon Road R2R		April 2017		Reconstruct seal width 4 metres length 965 metres
Burrum North Road R2R		March 2017		Reconstruct seal width 4 metres length 1 km
Dimboola Minyip Road (YSC & HRCC)				HRCC to complete work Construct, Widen & Seal to 6.6 metres length 1.2 kms

YARRIAMBIACK SHIRE COUNCIL

COUNCIL MEETING

AGENDA

22 February 2017

Rural Roads (continued)				
Project	% Completed	Start Date	Completion Date	Comments
Donald Laen Road (YSC & BSC)	40%	January 2017		Reconstruct seal to 6.6 metres length 190 metres
Glenorchy Road (YSC & NGSC)		January 2017		NGSC to complete work Construct & Seal width 4 metres length 1.3 kms (south of Warranooke Rd)
Hopetoun Aerodrome Road R2R	100%	January 2017	January 2017	Widen & Seal 2 metres either side length 900 metres
Lah West Road R2R	20%	February 2017		Reconstruct & Stabilise seal width 4 metres length 1.3 kms
Longerenong Road R2R	20%	January 2017		Construct, Widen & Seal to 6.6 metres length 2.2 kms
Patchewollock Tempy Road R2R		March 2017		Construct 6.6 metre seal length 1.25 kms (end of seal heading west)
Sea Lake Lascelles Road R2R	100%	September 2016	October 2016	Construct, Widen & Seal to 6.6 metres length 1.1 kms
Sheep Hills Bangerang Road R2R	100%	October 2016	December 2016	Construct 4 metre seal length 1.4 kms (end of seal heading north)

YARRIAMBIACK SHIRE COUNCIL

COUNCIL MEETING

AGENDA

22 February 2017

Gravel Shoulders				
<i>Project</i>	<i>% Completed</i>	<i>Start Date</i>	<i>Completion Date</i>	<i>Comments</i>
Ashens Jackson Road 2R2		March 2017		2 metres wide length 2.6 kms Sandstone
Banyena Pimpinio Road 2R2		April 2017		2 metres wide length 2.6 kms Sandstone
Centre Hill Road R2R	100%	July 2016	July 2016	2 metres wide length 2.5 kms Limestone
Two Mile Road R2R		March 2017		4 metres wide length 450 metres Limestone

Gravel Re-Sheets				
<i>Project</i>	<i>% Completed</i>	<i>Start Date</i>	<i>Completion Date</i>	<i>Comments</i>
3LK Road	100%	August 2016	September 2016	4 metres wide length 1.1 kms Great Western Gravel
A Matthews Road	100%	February 2017	February 2017	4 metres wide length 920 metres Drums Sandstone
Appledores Road	100%	October 2016	October 2016	4 metres wide length 2.3 kms Hewitts Sandstone
Batchica West Road	100%	December 2016	December 2016	5 metres wide length 230 metres Murphys Sandstone
Binders Road	100%	July 2016	July 2016	4 metres wide length 1.5 kms Alldays-Andersons Limestone
Boundary Road 2		April 2017		5 metres wide length 2.2 kms Hofmaiers Limestone
Brennans Road	100%	September 2016	October 2016	4 metres wide Length 2.1 kms Murphys Sandstone

YARRIAMBIACK SHIRE COUNCIL

COUNCIL MEETING

AGENDA

22 February 2017

Gravel Re-Sheets (continued)				
<i>Project</i>	<i>% Completed</i>	<i>Start Date</i>	<i>Completion Date</i>	<i>Comments</i>
Burroin Road	100%	October 2016	October 2016	4 metres wide length 1.9 kms Hallams Limestone
Cannum Five Chain Road	100%	August 2016	September 2016	5 metres wide length 2.5 kms Hewitts Sandstone
Cousins Road	100%	February 2017	February 2017	4 metres wide length 330 metres Great Western Gravel
Daveys Road		May 2017		4.5 metres wide length 870 metres Drums Sandstone
Dyers Estate Road	100%	February 2017	February 2017	4 metres wide length 1.6 kms Great Western Gravel
Feerys Road		May 2017		4 metres wide length 1.8 kms Murphys Sandstone
Gaalanungah North Road	100%	July 2016	July 2016	4 metres wide length 2.2 kms Websters Limestone
Gama South Road	100%	October 2016	October 2016	4 metres wide length 670 metres Hallams or Alldays Limestone
Geodetic Road		May 2017		4 metres wide length 1.5 kms Murphys Limestone
Goyura East School Bus Route		May 2017		4 metres wide length 2.4 kms Hofmaiers Limestone
Healeys Road	100%	October 2016	October 2016	4 metres wide length 2.3 kms Websters Limestone
Laen School Road	100%	November 2016	November 2016	4 metres wide length 870 metres Reeves-McLeans Gravel
Lah Angle Road		April 2017		4 metres wide length 1 km Hewitts Sandstone
Lallat School Road	100%	February 2017	February 2017	4 metres wide length 580 metres Drums Sandstone

YARRIAMBIACK SHIRE COUNCIL

COUNCIL MEETING

AGENDA

22 February 2017

Gravel Re-Sheets (continued)				
<i>Project</i>	<i>% Completed</i>	<i>Start Date</i>	<i>Completion Date</i>	<i>Comments</i>
Lawler Road	100%	January 2017	January 2017	5 metres wide length 1.2 kms Reeves-McLeans Gravel
Leith Road	100%	January 2017	January 2017	4 metres wide length 1.7 kms Drums Sandstone
Liersch Road	100%	October 2016	October 2016	4 metres wide length 900 metres Reeves-McLeans Gravel
Longerenong Warracknabeal Road		March 2017		5 metres wide length 3.5 kms Drums Sandstone
Mellis Road	100%	October 2016	October 2016	4 metres wide length 1 km Reeves-McLeans Gravel
Morgans Road	100%	February 2017	February 2017	4 metres wide length 1.5 kms Great Western Gravel
Myall Road	100%	October 2016	October 2016	4 metres wide length 1.5 kms Alldays-Andersons Limestone
Nyallo Road		May 2017		4.3 metres wide length 660 metres Hallams Limestone
Old Walpeup Road		April 2017		5 metres wide length 1.9 kms Moles Limestone
Ruwoldts Road	100%	January 2017	January 2017	5 metres wide length 4.2 kms Drums Sandstone
Sullivans Road		April 2017		4 metres wide length 1 km Burns Limestone
Two Mile Road	100%	July 2016	July 2016	4 metres wide length 1.5 kms Navy Dam or Hallams Limestone
Waller Road		May 2017		4 metres wide length 310 metres McKenzies/Chapmans Gravel
Yaapeet North Road	100%	July 2016	July 2016	6 metres wide length 3 kms Websters Limestone

YARRIAMBIACK SHIRE COUNCIL

COUNCIL MEETING

AGENDA

22 February 2017

Gravel Re-Sheets (continued)				
<i>Project</i>	<i>% Completed</i>	<i>Start Date</i>	<i>Completion Date</i>	<i>Comments</i>
Zerbsts Road		May 2017		4 metres wide length 1.6 kms McKenzies/Chapmans Gravel

Footpaths				
<i>Project</i>	<i>% Completed</i>	<i>Start Date</i>	<i>Completion Date</i>	<i>Comments</i>
Anderson Street Warracknabeal		March 2017		Construct New Concrete Path – width 1.5 m, length 139 m east heading south Side from Woolcock Street to Square Pavers
Campbell Street Warracknabeal		March 2017		Construct Ramp – width 1.2 m, length 5 m – west Side Start of Concrete to Lyle Street
Craig Avenue Warracknabeal		March 2017		Construct New Concrete Path – width 1.5 m, length 134 m west Side Elizabeth Street to Gould Street
Cromie Street Rupanyup		March 2017		Upgrade of Path – width 1.5 m, length 225 m – east Side Wemyss Street to end of Crushed Rock
Lascelles Street Hopetoun		March 2017		Construct New Concrete Path east Side Strachan Street heading South(113 x 1.5)
Marma Street Murtoa		March 2017		Construct New Quarry Dust Path south side Lake Street to Duncan Street (99 x 1.5)

YARRIAMBIACK SHIRE COUNCIL

COUNCIL MEETING

AGENDA

22 February 2017

Footpaths (continued)				
Project	% Completed	Start Date	Completion Date	Comments <i>Works part of contract</i>
Molyneux Street Warracknabeal		March 2017		Construct New Crushed Rock Path on west side between Arnold & Milbourne streets (100 x 1.5) (end of pavers at Anzac Park gates)
Wood Street Warracknabeal		March 2017		Re-construct Sections on north side between Hudgson & Andersons streets (50 x 1.2)
Woolcock Street Warracknabeal		March 2017		South side heading east to Thomas street(45 metre x 1.2)

Kerb & Channel				
Project	% Completed	Start Date	Completion Date	Comments
Gladstone Street Beulah		April 2017		South side heading west from Phillips street 51 metres
Swann Street Brim		March 2017		
Toole Street Hopetoun		April 2017		West side heading north from Austin street 36 metres
Wimmera Street Minyip	100%	October 2016	October 2016	Renew Kerbing Length 195 metres

YARRIAMBIACK SHIRE COUNCIL

COUNCIL MEETING

AGENDA

22 February 2017

Bridges & Culverts and Drainage				
<i>Project</i>	<i>% Completed</i>	<i>Start Date</i>	<i>Completion Date</i>	<i>Comments</i>
Banyena Pimpinio Road				Culvert Renewal – Dunmunkle Creek Cross Over Contractors
Arnold Street Warracknabeal	100%	August 2016	September 2016	Drainage - Install Culverts
McIntyre Street Warracknabeal	100%	August 2016	October 2016	Drainage - Install Culverts
Lloyd / Munro Streets Murtoa				Drainage – Install New System

- Drainage Works
- Spraying Summer Weeds
- Sign Replacement
- Aerodrome Works Warracknabeal
- Mowing Townships
- School Crossing Signage Warracknabeal

10.6 Community Services Report – Prepared by Gavin Blinman**Kindergartens - Prepared by Glenda Hewitt****Kindergartens**

We have 6 kindergartens operating again this year early enrolment indications are down in numbers although we have had a few late enrolments.

We have completed work in the Warracknabeal childcare area as Wimmera Uniting Care has requested disabled access paths in their playground area.

We have been successful in an expression of interest for the Shared Facilities Fund and have been invited to submit an application in the next level. This will support the community group wanting to establish a shared facility on the new school site in Warracknabeal and develop a community hub. The next step will involve talking further with D.E.T and providing costings. I have already met with local principals and looked at locations on the new school site for the facility.

Environmental Health/ Local Laws – Prepared by Tim Rose, Greg Wilson

One food complaint has been received over the period in relation to best before dates of products. The matter has been investigated and no corrective action was required of the proprietor.

Routine food samples were also obtained from two premises and results have concluded that these items were in a satisfactory condition in terms of safety. Council also undertook a small swabbing survey of benchtop areas and meat slicers from randomly selected businesses. The analysis has revealed that one premises is undertaking cleaning and sanitising correctly, while another is failing to comply with basic standards. This premises is being advised on the results and the best manner in which cleaning should be undertaken to limit the risk of potentially causing illness.

Following the funding announced by the Department of Health and Human Services, Council has been identifying and assessing potential mosquito breeding areas in and around townships on public land. Once identified, Council investigates the site to determine if any mosquito larvae are present. If larvae are found in these areas, Council is treating the water with a growth regulator that mimics a naturally occurring hormone. The growth regulator simply stops larvae from maturing into and adult mosquito.

Council's Blue Green Algae inspections have been completed monthly since October 2016. Samples were recently obtained in order to benchmark the overall BGA levels in these areas. All sites sampled with the Yarriambiack Shire did not pose any significant risk to recreational users. Monitoring will continue of the warmer months.

The new ranger Craig Byron commenced Monday, 13 February 2017.

Aged and Disability – Prepared by Lisa Dunkley**Commonwealth Home Support Programme (CHSP) and Vic Hacc PYP**

As of January 2017 we are now called Commonwealth Home Support Programme (CHSP) And Vic Hacc PYP Which stands for Victorian home and community care for younger people. All brochures and booklets are in the process of being changed. We now have policies for state funded and Commonwealth funded programs separate.

We have training in March with all support workers in Dementia which is called Enabling Environments.

Guest speakers are travelling from Ballarat to discuss 10 environmental design principles for personal consideration, also ways to adapt the home for a person living with Dementia.

We are currently updating our 18 community standards as we will have the quality review team up in March they will be conducting our audit that fall every three years.

Assessment Officer Report May 2016 – Prepared by Bronwen Clayton

New Referrals received for Home assessments (total 14):

- from My Aged Care
- 1 from YSC (under 65)

From these referrals: 9 home assessments were completed and 2 awaiting further contact from client.

- Have continued attending weekly Multi disciplinary team meeting at RNH which continues to benefit continuity of care for our clients
- Recommended fortnightly shared care meeting with RNH after holiday break
- Awaiting IT assistance to get new lap top up and going to use for in home assessments
- Provided feedback to SENDER App project (phone app to provide information to carers of people with dementia)

Bron attended information session on NDIS to learn about upcoming transition and rollout in October 2017, with intent of helping clients under 65 choose ongoing pathways for care.

Volunteer Meals and Transport – Prepared by Alannah Milne

Transport

For the month of January 2017 Shire completed 10 drives and had 1 cancellation. This month elderly were mainly accessing services in Horsham
The table below is a comparison over the last two years.

January 2017	10 drives, 1 cancellations
January 2016	13 drives, 2 cancellations

Meals on Wheels

January 2017	795 Meals
January 2016	849 Meals

Maternal and Child Health (MCH) – Prepared by Nanette Freckleton and Michelle Schilling

Birth Notifications to date = 36
Enrolments to date = 48
Monthly immunisations well attended
School immunisations commence 23 February 2017

Youth Report – Prepared by Murray McKenzie

Congratulations to Thomas McGrath on his Young Citizen of the Year Award.

Meeting of Yarriambiack Youth Action Council on Wednesday, 1 Feb included an in-service conducted by Russell Brown on the Sound system. It was very educational. We are looking to host another one mid year for other interested parties

The Skate Park League event was held at Warracknabeal Skate Park on Saturday, 4 Feb with Yarriambiack Shire Councillor Jean Wise doing the honours and opening the event. Great to see the Yarriambiack CEO, Ray Campling also attend to reminisce on his days riding the deck.

Preparations have been well underway for the return of the Film Workshops for Endoreic our Short Film Festival that we hold at Lake Lascelles. Solid numbers are expected in Hopetoun, Warracknabeal and Horsham

SHARE Program 'Sustainable Healthy Adaptable Resilient Engaged' – Prepared by Marianne Ferguson**Rupanyup E-Rup**

The Rupanyup E-Rup board has submitted an Expression of Interest to Regional Development Victoria for the Retail Precinct Development. The board is also focusing on the promotion of office space in the former Shire Council premises in Rupanyup.

Silo Art Trail

Russian Artist Julia Vochkova is expected to begin painting the Rupanyup silos in March. Directional signage for Sheep Hills has been ordered. This will include signage on the Stawell-Minyip Road and parking signs at the entrance to the silos. The Silo Art Trail Facebook Page currently has 6,008 'Likes' 3,005 'Followers'.

SHARE Community Grants

The SHARE Community Grants opened on 13 January and close on 24 February. Community groups can apply for a maximum of \$3,000 with the total pool available of \$20,000. Eligible projects may include small equipment, events, projects that support shared facilities/equipment, seed funding for larger projects and projects that encourage visitors and tourism to the region.

Small Business Bus

Operated by Small Business Victoria, the Small Business Bus visits Melbourne and regional Victoria as a 'travelling office on wheels'. It offers friendly, professional assistance from an information officer and specialist advice from an experienced business mentor from the Small Business Mentoring Service. The Bus will be located in Warracknabeal on Wednesday, 1 March and Hopetoun on Thursday, 2 March. For further information and bookings go to www.business.vic.gov.au/events/small-business-bus

Wimmera Mallee Tourism

The Caravan and Camping Guide are currently under review. Wimmera Mallee Tourism is currently researching the development of a quarterly newsletter to be distributed locally.

Yarriambiack Tourism

The Yarriambiack Tourism Facebook Page currently has 2,018 'Likes'. The Yarriambiack Touring Guide, Rupanyup and Brim town brochures have been reprinted.

10.7 Infrastructure Services Report – Prepared by Bernie Naylor**Asset Engineer – Prepared by Michael Evans**

Started to assess the National Financial and Asset Management Assessment Framework (NAMAF) and newly developed Service Planning Assessment Framework (SPAF) report for CT Management and the Municipal Association of Victoria. The report will be reviewed by the Asset Management Working Group before being submitted.

Researched and assisted in the development of a report for a public Road request that was presented to Council Forum.

Validated and data sent off to the software company along with relevant GIS layers for the implementation of the new asset register software called AssetFinda.

Updated the Road Management Plan inspection regime completed works register.

OH&S and Risk Management

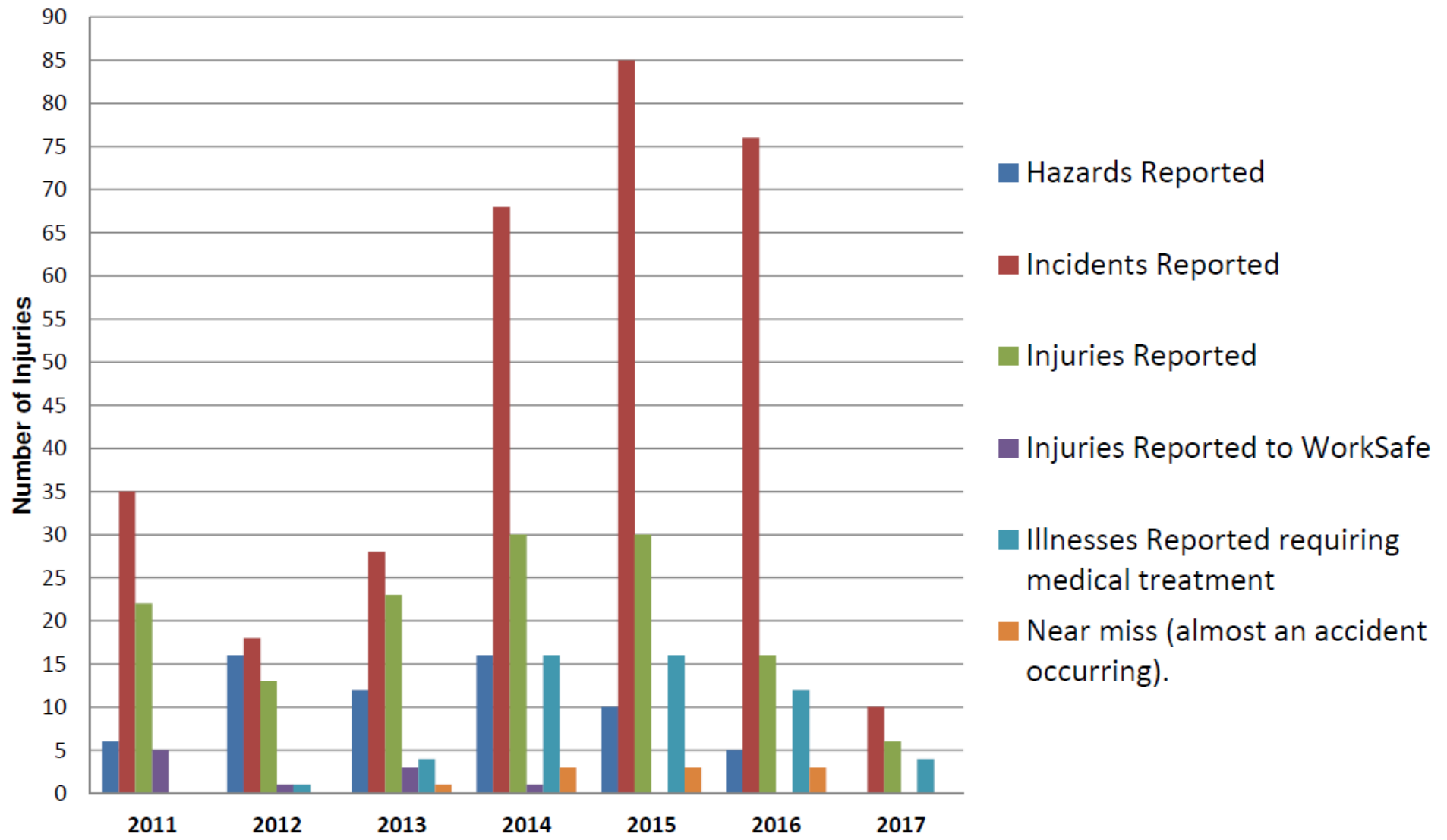
Attended & chaired the OH&S Committee meeting

Developed the 12 monthly Incident / Accident Analysis Report (graph attached). The report shows more incidents over the last three years due to the reporting systems and processes that were put in place, revealing realistic results of incidents/accidents that have been occurring. The Near miss category is an area which is not showing a true indication. More work by Council officers and a higher emphasis to Council employees in reporting near misses will be one of the focus points for the next 12 months.

Emergency Management

- Attended the Wimmera Emergency Management steering group meeting in Dimboola- discussion and feedback on the “Councils and Emergencies Direction Paper”
- Administration and data entry into EM software (Crisisworks), for the three fire incidents in the Shire, where Council’s employees and plant were used
- Set-up and input of the flood damage inspection regime into Crisiworks to be able to produce a detailed report for Council’s Flood claim
- Participated in Emergency Management conference call meetings on Total Fire Ban days

YSC YEARLY INCIDENTS HAZARRDS & NEAR MISS REPORT - Feb 2017



Technical Officer - Prepared by Nathan McLean

Following recent inspections of proposed sites for new backflow prevention valves in the Yarriambiack Creek, the Director of Infrastructure and Planning and the Infrastructure Services Manager and I have identified 15 locations to have a backflow prevention valve fitted. Over the previous 2 years we have fitted numerous valves with fantastic results. A quotation is currently being determined for 15 valves and once received we will look to purchasing and installing these when budget and resources are available.

OH&S Officer – Prepared by Bob Taylor

- CCTV – Three new sets of cameras purchased to go up in Warracknabeal at the shire office, kindergarten and the leisure centre
- Spotters Course – 20 outdoor staff have finished the spotters course. This ticket is for staff who work under powerlines and spot for trucks tipping on roads
- Depot Audit – Currently auditing all depots; checking all paperwork for chemicals, OH&S, SWMS, First Aid, Fire Extinguishers and checking sites for tidiness and safety

Design Engineer – Prepared by Joel Turner

- Dunmunkle creek culvert replacement tender will commence on 20 February 2017
- Footpath works have commenced in Rupanyup, contractors are WestVic Concreters
- Lah West Road design work and set out has been completed and the job has commenced
- Donald Laen Road has had shoulders built up around corners and sub base work has begun
- Beulah drainage works near completion

Technical Officer – Prepared by Tony Brennan

- Carried out higher duties for Bernie Naylor while on annual leave
- Met with a contractor at Warracknabeal Caravan Park to discuss what renovations would be possible to update the ensuites
- Civil Aviation Safety Authority auditors have signed off on the None Conformance Notices from the recent audit
- Conducted interviews for the Saleyard Maintenance position
- Carried out Aerodrome inspections twice weekly for the month of February

Warracknabeal Regional Livestock Exchange

- Sale held Wednesday, 1 February Total Sold = 6,860 Head

I attended a Saleyards Managers meeting at the Dept of Agriculture in Melbourne on 3 Feb to discuss progress on the Radio Frequency Identification introduction into saleyards in Victoria. A meeting will be held at our facility on Wednesday, 22 February between myself, Aaron Zwar from Elders and representatives from Australian Livestock Saleyards Association to discuss our requirements so an application for the first stage of funding can be sent in.

Congratulations to David Moore who has been appointed to the Caretaker/Maintenance role of the Livestock Exchange. David began his employment on Monday, 13 February 2017.

Caravan Park Occupancy December 2016

State	Warracknabeal	Hopetoun	Murtoa
VIC	108	46	101
NSW	10	2	6
WA	2	0	38
QLD	11	2	45
SA	27	2	31
NT	0	0	0
ACT	0	0	0
TAS	3	0	0
International	0	0	4
Permanents	(7 x 8) = 56 (12 x 9) = 108 (6 x 10) = 60 (6 x 11) = 66	(31 x 0) = 0	(31 x 1) = 31
Monthly Occupancy	451	52	256

10.8 Community Projects Report – Prepared by Dennis Smith**Country Football and Netball Program 2014/2015:**

The Minyip Football and Netball Facilities Upgrades project has now been acquitted.

Country Football and Netball Program 2015/2016:

The Anzac Park Female Facilities project is well underway with framing completed. Anticipated completion is late March.

Community Sports Infrastructure Fund 2016/2017 – Minor Facilities:

The Bowling Club lights installation has been completed with adjustment and final electrical connection to be completed. The Recreation Reserve works are due to commence in March.

Community Sports Infrastructure Fund 2017/2018 – Minor Facilities:

The full application to install a fully automated sprinkler system to all fairways at the Warracknabeal Golf Club has been approved with a grant of \$100,000 for a total project cost of \$298,000 (this will also include \$100,000 from the Drought Communities Program – application yet to be submitted). Currently, we are waiting for the Activity Schedule to be received.

Regional Jobs and Infrastructure Fund:

Acquittal documentation has been prepared and submitted for both the Walking Tracks and Streetscape projects. An official opening was held in Minyip on Sunday 19th February.

Transport Investing in Regions Initiative:

Works at the Patchewollock Railway Station are anticipated to be completed by the end of this month. The grant will then require acquittal.

Sustainable Water Fund – Community Sport & Recreation Program:

The two applications submitted under this program have been approved. The first is for an additional non-potable water supply for irrigation of Anzac Park sports oval with a grant of \$59,000 for a total project cost of \$85,800. The second application is to install a synthetic surface at the Rupanyup Bowling Club with a grant of \$140,000 for a total project cost of \$154,000.

The Activity Schedules have been received, signed and returned and the required completion date for both projects is 23rd June 2017.

Drought Communities Program:

The Brim pontoon has been installed.

The Temy Rec. Res. irrigation system has also been installed.

YARRIAMBIACK SHIRE COUNCIL

COUNCIL MEETING

AGENDA

22 February 2017

Two of the four Minyip Township projects have been completed – concreted at the Rec. Res. and Emma's solar panels. The tennis courts and golf synthetic tees will be completed before the required date of end on March.

An application has been submitted for works at the Sheep Hills Hall.

11 REPORTS FOR DECISION

11.1 Finance Report – Prepared by Anita McFarlane

Recommendation

The Finance Report as at January 2017 be received.

11.2 Revenue Report – Prepared by Chantelle Pitt

Recommendation

The Revenue Report as at February 2017 be received

12 GENERAL BUSINESS (including strategic direction and specific issues)

13 CLOSED SESSION

14 MINUTES FROM MEETINGS

15 ATTACHMENTS / REPORTS

Planning Permit Activity Report for January 2017
Rates Report – February 2017
Income Statement by Resources for January 2017
Income Statement by Department for January 2017
Capital Expenditure for January 2017
Balance Sheet as at 31 January 2017

16 NEXT MEETING

The next meeting of Council will be held on Wednesday, 22 March 2017 at 9:30am at Warracknabeal

17 CLOSE

Mayor

YARRIAMBIACK SHIRE COUNCIL
INCOME STATEMENT BY RESOURCES
FOR JANUARY 2017

	2014/2015 Budget	2014/2015 Actuals	2015/2016 Budget	2015/2016 Actuals	January Actuals	2016/2017 Budget	YTD Actuals	Forecast	YTD Variance	YTD % Variance
Income										
Asset Disposal & Fair Value Adjustments	\$ (400,000)	\$ (375,190)	\$ (297,800)	\$ (348,592)	\$ (50,668)	\$ (290,000)	\$ (164,461)	\$ (290,000)	\$ (125,539)	43%
Contributions, Donations & Reimbursement	\$ (309,839)	\$ (264,320)	\$ (235,911)	\$ (265,609)	\$ (22,479)	\$ (189,667)	\$ (163,530)	\$ (223,685)	\$ (26,137)	14%
Government Grants & Charges	\$ (9,225,566)	\$ (11,155,366)	\$ (8,870,887)	\$ (8,259,366)	\$ (199,261)	\$ (10,391,348)	\$ (5,126,102)	\$ (10,536,368)	\$ (5,265,246)	51%
Interest Income	\$ (139,921)	\$ (138,836)	\$ (107,021)	\$ (127,453)	\$ (205)	\$ (78,797)	\$ (9,054)	\$ (78,797)	\$ (69,743)	89%
Other Revenues	\$ -	\$ -	\$ -	\$ -	\$ -	\$ -	\$ (12,050)	\$ (12,050)	\$ 12,050	0%
Rates & Charges	\$ (10,594,460)	\$ (10,827,963)	\$ (11,314,254)	\$ (11,347,394)	\$ (49,396)	\$ (11,618,925)	\$ (12,542,629)	\$ (11,622,985)	\$ 923,704	(8%)
Sale Proceeds - Contra Sales	\$ -	\$ -	\$ -	\$ (173)	\$ -	\$ -	\$ -	\$ -	\$ -	0%
User Charges, Fees & Fines	\$ (1,051,752)	\$ (1,163,322)	\$ (1,028,072)	\$ (1,179,719)	\$ (61,064)	\$ (1,325,330)	\$ (532,958)	\$ (1,346,267)	\$ (792,372)	60%
Income Total	\$ (21,721,538)	\$ (23,924,996)	\$ (21,853,945)	\$ (21,528,306)	\$ (383,072)	\$ (23,894,067)	\$ (18,550,784)	\$ (24,110,152)	\$ (5,343,283)	22%
Expenditure										
Asset Disposal & Fair Value Adjustments	\$ 300,412	\$ 944,791	\$ 309,424	\$ 751,678	\$ -	\$ 318,707	\$ -	\$ 318,707	\$ 318,707	0%
Bad & Doubtful Debts	\$ -	\$ 36,998	\$ -	\$ 16,552	\$ -	\$ -	\$ -	\$ -	\$ -	0%
Contributions & Donations	\$ 892,342	\$ 851,753	\$ 977,245	\$ 766,558	\$ -	\$ 994,453	\$ 670,691	\$ 998,265	\$ 323,762	33%
Depreciation Amortisation & Impairment	\$ 6,251,313	\$ 6,568,314	\$ 6,438,426	\$ 6,454,896	\$ 51	\$ 6,631,593	\$ 51	\$ 6,631,593	\$ 6,631,542	100%
Employee Costs	\$ 7,637,865	\$ 7,403,109	\$ 7,770,428	\$ 7,607,413	\$ 855,410	\$ 8,056,020	\$ 4,603,995	\$ 8,012,915	\$ 3,452,025	43%
Finance Costs	\$ 72,866	\$ 108,979	\$ 123,396	\$ 52,969	\$ 13,609	\$ 127,097	\$ 44,383	\$ 127,097	\$ 82,714	65%
Materials	\$ 5,215,260	\$ 4,955,062	\$ 4,633,460	\$ 5,105,602	\$ (64,520)	\$ 4,701,554	\$ 2,612,189	\$ 4,917,577	\$ 2,089,365	44%
Other Expenses	\$ 1,357,868	\$ 1,333,339	\$ 1,299,629	\$ 1,289,459	\$ 1,850	\$ 1,325,239	\$ 909,358	\$ 1,341,310	\$ 415,881	31%
Expenditure Total	\$ 21,727,926	\$ 22,202,345	\$ 21,552,008	\$ 22,045,127	\$ 806,399	\$ 22,154,663	\$ 8,840,668	\$ 22,347,464	\$ 13,313,995	60%
Total	\$ 6,388	\$ (1,722,651)	\$ (301,937)	\$ 516,821	\$ 423,327	\$ (1,739,404)	\$ (9,710,116)	\$ (1,762,688)	\$ 7,970,712	

YARRIAMBIACK SHIRE COUNCIL
INCOME STATEMENT BY DEPARTMENT
FOR JANUARY 2017

	2014/2015 Budget	2014/2015 Actuals	2015/2016 Budget	2015/2016 Actuals	January Actuals	2016/2017 Budget	YTD Actuals	Forecast	YTD Variance	YTD % Variance
Income										
Community Services	\$ (1,974,579)	\$ (2,215,881)	\$ (1,863,121)	\$ (2,402,532)	\$ (216,194)	\$ (2,038,586)	\$ (1,567,080)	\$ (2,049,480)	\$ (471,506)	23%
Corporate Services	\$ (14,552,348)	\$ (17,406,375)	\$ (15,348,378)	\$ (12,980,421)	\$ (55,894)	\$ (15,670,301)	\$ (13,952,017)	\$ (15,674,735)	\$ (1,718,284)	11%
Economic Development	\$ (988,531)	\$ (1,047,968)	\$ (268,264)	\$ (596,384)	\$ (10,911)	\$ (380,734)	\$ (222,692)	\$ (452,534)	\$ (158,042)	42%
Engineering	\$ (2,725,221)	\$ (1,476,163)	\$ (2,749,800)	\$ (3,632,577)	\$ (73,624)	\$ (4,393,033)	\$ (1,412,496)	\$ (4,393,033)	\$ (2,980,537)	68%
Recreation & Culture & Leisure	\$ (264,361)	\$ (486,460)	\$ (360,970)	\$ (615,234)	\$ (10,120)	\$ (127,293)	\$ (226,108)	\$ (245,541)	\$ 98,815	(78%)
Regulatory Services	\$ (157,739)	\$ (160,509)	\$ (147,663)	\$ (196,837)	\$ (8,446)	\$ (129,543)	\$ (75,508)	\$ (140,252)	\$ (54,035)	0%
Waste & Environment	\$ (1,058,759)	\$ (1,131,638)	\$ (1,115,749)	\$ (1,104,320)	\$ (7,884)	\$ (1,154,577)	\$ (1,094,883)	\$ (1,154,577)	\$ (59,694)	5%
Income Total	\$ (21,721,538)	\$ (23,924,996)	\$ (21,853,945)	\$ (21,528,305)	\$ (383,072)	\$ (23,894,067)	\$ (18,550,784)	\$ (24,110,152)	\$ (5,343,283)	22%
Expenditure										
Community Services	\$ 2,750,681	\$ 2,653,577	\$ 2,784,790	\$ 2,787,769	\$ 193,443	\$ 2,963,344	\$ 1,551,898	\$ 2,983,904	\$ 1,411,446	48%
Corporate Services	\$ 1,928,109	\$ 1,652,233	\$ 1,971,414	\$ 1,831,897	\$ 130,830	\$ 1,922,415	\$ 807,978	\$ 1,893,429	\$ 1,114,437	0%
Economic Development	\$ 1,020,560	\$ 1,248,749	\$ 772,285	\$ 809,696	\$ 22,391	\$ 990,318	\$ 681,126	\$ 1,189,052	\$ 309,193	31%
Engineering	\$ 11,069,421	\$ 11,838,719	\$ 10,954,703	\$ 11,677,479	\$ 314,725	\$ 11,295,342	\$ 3,121,311	\$ 11,308,111	\$ 8,174,031	72%
Governance	\$ 1,012,911	\$ 865,027	\$ 1,080,027	\$ 917,035	\$ 34,889	\$ 1,140,638	\$ 571,658	\$ 1,142,101	\$ 568,980	50%
Recreation & Culture & Leisure	\$ 1,377,604	\$ 1,292,057	\$ 1,344,019	\$ 1,365,301	\$ 11,772	\$ 1,137,279	\$ 768,227	\$ 1,128,206	\$ 369,052	32%
Regulatory Services	\$ 663,416	\$ 663,719	\$ 662,004	\$ 611,057	\$ 10,000	\$ 662,815	\$ 301,990	\$ 663,830	\$ 360,825	54%
Waste & Environment	\$ 1,905,224	\$ 1,988,264	\$ 1,982,766	\$ 2,044,892	\$ 88,349	\$ 2,042,512	\$ 1,036,479	\$ 2,038,831	\$ 1,006,033	49%
Expenditure Total	\$ 21,727,926	\$ 22,202,345	\$ 21,552,008	\$ 22,045,126	\$ 806,399	\$ 22,154,663	\$ 8,840,668	\$ 22,347,464	\$ 13,313,995	60%
Total	\$ 6,388	\$ (1,722,651)	\$ (301,937)	\$ 516,821	\$ 423,327	\$ (1,739,404)	\$ (9,710,116)	\$ (1,762,688)	\$ 7,970,712	

Yarriambiack Shire Council
Summary of major Income and Expenses by Resources for January

Income		
Asset Disposal & Fair Value Adjustment	Council disposed of 1 vehicles through the auctions:	
	2015 Hyundai Station Wagon	\$27,941
	Vero - Insurance loss of 2015 Holden Captiva	\$22,727
Contribution & Donations	Income protection staff contribution	\$5,379
	Income protection recoup	\$7,253
	Community Contribution - Warrack Eagles FNC	\$9,700
Government Grants & Charges	Commonwealth - HACC grants	\$136,830
	Yarriambiack Rural Health Alliance - Youth & Transport (2 quarters)	\$62,300
User Charges	Caravan Park Fees	\$10,671
	Planning Fees & Permits	\$6,078
	Building Fees & Permits	\$2,023
	Waste Disposal Fees	\$6,922
	HACC & Brokerage Fees	\$15,118
	Property leases & rent	\$9,402
Total Income for January		\$ (383,072.25)

Expenses		
Employee Costs	Salaries & Wages & Oncosts (includes Annual Leave, Sick Leave, Long Service Leave etc)	\$759,274
	Councillor Allowances	\$0
	Superannuation	\$87,707
	Travelling	\$8,429
Finance Costs	Interest on Loans & Overdraft	\$13,608
Materials	Contracts - (includes Wimmera Mallee Waste, Civica, Skillinvest, Simpson Personnel, Horsham Rural City Council etc)	\$779
	Fuel	\$11,739
	Plant Hire	-\$79,088
	Catering Expenses	\$1,483
Other Expenses	Bank Fees	\$1,850
Total Expenses for January		\$806,399

YARRIAMBIACK SHIRE COUNCIL
CAPITAL EXPENDITURE FOR JANUARY 2017

	2014/2015 Budget	2014/2015 Actuals	2015/2016 Budget	2015/2016 Actuals	January Actuals	2016/2017 Budget	YTD Actuals	Forecast	YTD Variance	YTD % Variance
01929 - Administration - Capital										
0900 - Building Capital Works	\$ 5,000	\$ 17,910	\$ 30,000	\$ 28,021	\$ -	\$ 5,000	\$ -	\$ 5,000	\$ 5,000	100%
0910 - Furniture & Equipment Capital Works	\$ 2,000	\$ -	\$ 2,060	\$ -	\$ -	\$ 2,000	\$ -	\$ 2,000	\$ 2,000	100%
01939 - Asset Management - Capital										
0920 - Computer / IT Capital Works	\$ -	\$ 6,528	\$ 39,500	\$ 77,065	\$ -	\$ 15,000	\$ -	\$ 15,000	\$ 15,000	100%
01949 - Information Technology - Capital										
0920 - Computer / IT Capital Works	\$ 20,000	\$ 6,258	\$ 20,000	\$ 1,636	\$ -	\$ 25,450	\$ 7,315	\$ 25,450	\$ 18,135	71%
02909 - Housing - Capital										
0900 - Building Capital Works	\$ -	\$ -	\$ -	\$ -	\$ -	\$ -	\$ 6,424	\$ -	\$ (6,424)	0%
02919 - HACC Administration - Capital										
0910 - Furniture & Equipment Capital Works	\$ -	\$ 2,800	\$ -	\$ 3,450	\$ -	\$ -	\$ -	\$ -	\$ -	0%
0920 - Computer / IT Capital Works	\$ -	\$ -	\$ -	\$ -	\$ -	\$ -	\$ 3,227	\$ -	\$ (3,227)	0%
02929 - MECC - Capital										
0910 - Furniture & Equipment Capital Works	\$ 2,228	\$ -	\$ 2,000	\$ -	\$ -	\$ 2,000	\$ -	\$ 2,000	\$ 2,000	100%
02939 - Senior Citizens - Capital										
0900 - Building Capital Works	\$ 80,000	\$ 288	\$ 95,000	\$ 96,990	\$ -	\$ 5,000	\$ 936	\$ 5,000	\$ 4,064	81%
02949 - Environmental Health - Capital										
0910 - Furniture & Equipment Capital Works	\$ -	\$ -	\$ -	\$ 4,043	\$ -	\$ 2,000	\$ -	\$ 2,000	\$ 2,000	0%
02959 - Animal Pound - Capital										
0930 - Animal Pound - Capital Works	\$ -	\$ -	\$ -	\$ -	\$ -	\$ -	\$ -	\$ -	\$ -	0%
02969 - Maternal & Child Health - Capital										
0900 - Building Capital Works	\$ 20,000	\$ 70,732	\$ 6,556	\$ 11,987	\$ -	\$ -	\$ -	\$ -	\$ -	0%
0920 - Computer / IT Capital Works	\$ 2,500	\$ -	\$ 6,500	\$ -	\$ -	\$ -	\$ -	\$ -	\$ -	0%
02979 - Fire Hydrants - Capital										
0965 - Fire Hydrants - Capital	\$ -	\$ -	\$ 4,000	\$ -	\$ -	\$ -	\$ -	\$ -	\$ -	0%
02989 - Preschools - Capital										
0900 - Building Capital Works	\$ 43,000	\$ 487	\$ 5,000	\$ 7,120	\$ -	\$ 5,000	\$ 2,370	\$ 5,000	\$ 2,631	53%
0920 - Computer / IT Capital Works	\$ -	\$ -	\$ -	\$ -	\$ -	\$ -	\$ 2,670	\$ -	\$ (2,670)	0%
03909 - Industrial Estate - Capital										
0905 - Industrial Estate Capital Works	\$ 35,000	\$ -	\$ 15,000	\$ 11,045	\$ -	\$ 28,000	\$ 30,055	\$ 30,055	\$ (2,055)	(7%)
03919 - Caravan Parks - Capital										
0900 - Building Capital Works	\$ 76,000	\$ 57,525	\$ 10,000	\$ 34,562	\$ -	\$ 30,000	\$ 8,530	\$ 30,000	\$ 21,470	72%
0910 - Furniture & Equipment Capital Works	\$ 2,000	\$ -	\$ 2,000	\$ -	\$ -	\$ 500	\$ -	\$ 500	\$ 500	100%
03929 - Public Amenities - Capital										
0900 - Building Capital Works	\$ 5,000	\$ -	\$ 70,000	\$ 77,848	\$ -	\$ 5,000	\$ 19,310	\$ 5,000	\$ (14,310)	(286%)
04929 - Library - Capital										
0900 - Building Capital Works	\$ -	\$ -	\$ -	\$ -	\$ -	\$ 185,000	\$ -	\$ 185,000	\$ 185,000	100%
04939 - Hall - Capital										
0900 - Building Capital Works	\$ 48,000	\$ 48,459	\$ 50,000	\$ 2,588	\$ -	\$ 70,000	\$ -	\$ 70,000	\$ 70,000	100%
05909 - Parks & Playgrounds - Capital										
0975 - Playground Capital Works	\$ 21,630	\$ 105,386	\$ 10,000	\$ 40,475	\$ -	\$ 15,300	\$ 50,266	\$ 15,300	\$ (34,966)	(229%)
05919 - Recreation Reserve - Capital										
0900 - Building Capital Works	\$ -	\$ -	\$ 348,000	\$ 360,120	\$ -	\$ -	\$ 34,381	\$ 34,381	\$ (34,381)	0%
05939 - Swimming Pool - Capital										
0900 - Building Capital Works	\$ 20,000	\$ -	\$ 20,000	\$ 9,091	\$ -	\$ 5,000	\$ -	\$ 5,000	\$ 5,000	100%
05949 - Sporting Complex - Capital										
0900 - Building Capital Works	\$ 5,000	\$ 37,330	\$ 5,000	\$ -	\$ -	\$ 28,625	\$ 9,273	\$ 28,625	\$ 19,352	68%
0910 - Furniture & Equipment Capital Works	\$ 4,000	\$ -	\$ 4,000	\$ -	\$ -	\$ 4,000	\$ -	\$ 4,000	\$ 4,000	100%
05959 - Gymnasium - Capital										
0910 - Furniture & Equipment Capital Works	\$ 4,000	\$ -	\$ -	\$ -	\$ -	\$ -	\$ -	\$ -	\$ -	0%
05969 - Bowling Clubs - Capital										
0900 - Building Capital Works	\$ -	\$ -	\$ -	\$ -	\$ -	\$ -	\$ 34,084	\$ 34,084	\$ (34,084)	0%
06909 - Local Roads - Capital										
0935 - Urban Road Construction	\$ 186,000	\$ 255,868	\$ 191,120	\$ 148,838	\$ -	\$ 341,810	\$ -	\$ 341,810	\$ 341,810	100%
0940 - Rural Road Construction	\$ 2,363,544	\$ 2,605,985	\$ 2,325,481	\$ 2,343,459	\$ 86,898	\$ 2,333,145	\$ 619,073	\$ 2,333,145	\$ 1,714,072	73%
0945 - Reseals	\$ 229,911	\$ 231,432	\$ 336,912	\$ 474,718	\$ -	\$ 800,128	\$ 188,277	\$ 800,128	\$ 611,851	76%
0950 - Resheets	\$ 1,178,760	\$ 1,465,280	\$ 1,135,608	\$ 1,413,615	\$ 83,717	\$ 1,124,777	\$ 796,398	\$ 1,124,777	\$ 328,379	29%
0955 - Shoulder Resheets	\$ 378,721	\$ 489,651	\$ 376,840	\$ 976,387	\$ 879	\$ 362,937	\$ 73,048	\$ 362,937	\$ 289,889	80%
06919 - Footpath - Capital										
0980 - Footpath Construction	\$ 201,337	\$ 136,014	\$ 211,992	\$ 144,166	\$ -	\$ 166,956	\$ 7,298	\$ 166,956	\$ 159,658	96%
06929 - Bridge - Capital										
0990 - Bridge Construction	\$ 32,726	\$ -	\$ 33,764	\$ 11,990	\$ -	\$ 114,834	\$ -	\$ 114,834	\$ 114,834	100%
06939 - Kerb & Channel - Capital										
0985 - Kerb & Channel Construction	\$ 300,000	\$ 278,972	\$ 311,410	\$ 333,406	\$ -	\$ 169,336	\$ 88,543	\$ 169,336	\$ 80,793	48%
06959 - Aerodrome - Capital										
0900 - Building Capital Works	\$ -	\$ 22,542	\$ -	\$ -	\$ -	\$ -	\$ 121,880	\$ -	\$ (121,880)	0%
0950 - Resheets	\$ 150,000	\$ 37,980	\$ 530,458	\$ 445,519	\$ -	\$ 120,000	\$ 1,650	\$ 120,000	\$ 118,350	99%

**YARRIAMBIACK SHIRE COUNCIL
CAPITAL EXPENDITURE FOR JANUARY 2017**

	2014/2015 Budget	2014/2015 Actuals	2015/2016 Budget	2015/2016 Actuals	January Actuals	2016/2017 Budget	YTD Actuals	Forecast	YTD Variance	YTD % Variance
06979 - Depot - Capital										
0900 - Building Capital Works	\$ 250,000	\$ 275,601	\$ 108,000	\$ 323,606	\$ -	\$ 145,000	\$ 5,814	\$ 145,000	\$ 139,186	96%
07909 - Drainage - Capital										
0995 - Drainage Construction	\$ 33,297	\$ 50,478	\$ 35,000	\$ -	\$ -	\$ 71,399	\$ -	\$ 71,399	\$ 71,399	100%
07929 - Transfer Stations & Landfills - Capital										
0960 - Waste Site Capital Works	\$ 20,000	\$ 6,285	\$ 20,000	\$ 8,001	\$ -	\$ 20,000	\$ -	\$ 20,000	\$ 20,000	100%
08909 - Livestock Exchange - Capital										
0900 - Building Capital Works	\$ 10,300	\$ 29,717	\$ 5,000	\$ -	\$ -	\$ 5,000	\$ -	\$ 5,000	\$ 5,000	100%
69760 - Staff Vehicle Purchases										
6800 - Plant Purchases	\$ 320,000	\$ 282,970	\$ 320,000	\$ 290,716	\$ -	\$ 290,000	\$ 153,267	\$ 290,000	\$ 136,733	47%
69860 - Works Plant Purchases										
6800 - Plant Purchases	\$ 740,000	\$ 825,708	\$ 900,000	\$ 936,226	\$ -	\$ 890,000	\$ 8,890	\$ 890,000	\$ 881,110	99%
Total	\$ 6,789,954	\$ 7,348,186	\$ 7,586,201	\$ 8,616,688	\$ 171,494	\$ 7,388,197	\$ 2,272,979	\$ 7,458,717	\$ 5,115,218	69%

**Yarriambiack Shire Council
Summary of Capital Works for January**

Capital Work		
Rural Road Construction	Antwerp Road	\$28,391
	Donald Laen Road	\$17,269
	Hopetoun Aerodrome Road	\$39,745
Resheets	Leiths Road	\$29,062
	Ruwoldts Road	\$46,398
	Batchica West Road	\$8,260
Total Capital Works for January		\$171,494

YARRIAMBIACK SHIRE COUNCIL

BALANCE SHEET AS AT 31st JANUARY 2017

	2014/2015 Budget	2014/2015 Actuals	2015/2016 Budget	2015/2016 Actuals	January Actuals	2016/2017 Budget	YTD Actuals	Forecast	YTD Variance	YTD % Variance
Current Assets										
Cash & Cash Equivalents Investments	\$ 2,992,000	\$ 4,322,000	\$ 1,429,000	\$ 1,838,000	\$ (397,957)	\$ 1,580,000	\$ (1,096,154)	\$ 1,580,000	\$ 2,676,154	169%
Rate Debtors	\$ 900,000	\$ 1,185,000	\$ 850,000	\$ 1,406,000	\$ (940,503)	\$ 1,010,000	\$ 10,727,437	\$ 1,010,000	\$ (9,717,437)	(962%)
Debtors	\$ 511,000	\$ 407,000	\$ 94,000	\$ 592,000	\$ (173,361)	\$ 555,000	\$ 190,945	\$ 555,000	\$ 364,055	66%
Other Current Accrued Assets	\$ 180,000	\$ 206,000	\$ 180,000	\$ 297,000		\$ 252,000	\$ (54,227)	\$ 252,000	\$ 306,227	122%
Inventory On Hand	\$ 900,000	\$ 484,000	\$ 711,000	\$ 370,000	\$ 2,987	\$ 909,000	\$ 591,142	\$ 909,000	\$ 317,858	35%
Assets Held for Resale	\$ 84,000	\$ 31,000	\$ 15,000	\$ 42,000		\$ 50,000	\$ 42,365	\$ 50,000	\$ 7,635	15%
Current Assets Total	\$ 5,567,000	\$ 6,635,000	\$ 3,279,000	\$ 4,545,000	\$ (1,508,834)	\$ 4,356,000	\$ 10,401,508	\$ 4,356,000	\$ (6,045,508)	
Non Current Assets										
Non Current Debtors	\$ -	\$ 1,000	\$ -	\$ -	\$ -	\$ 653,000	\$ -	\$ 653,000	\$ 653,000	0%
Investments	\$ 350,000	\$ 481,000	\$ 357,000	\$ 469,000	\$ -	\$ 491,000	\$ 469,288	\$ 491,000	\$ 21,712	0%
Fixed Assets	\$ 149,645,000	\$ 154,054,000	\$ 159,177,000	\$ 157,547,000	\$ 171,494	\$ 158,216,000	\$ 159,816,199	\$ 158,216,000	\$ (1,600,199)	(1%)
Non Current Assets Total	\$ 149,995,000	\$ 154,536,000	\$ 159,534,000	\$ 158,016,000	\$ 171,494	\$ 159,360,000	\$ 160,285,487	\$ 159,360,000	\$ (925,487)	
TOTAL ASSETS	\$ 155,562,000	\$ 161,171,000	\$ 162,813,000	\$ 162,561,000	\$ (1,337,340)	\$ 163,716,000	\$ 170,686,995	\$ 163,716,000	\$ (6,970,995)	
Current Liabilities										
Creditors	\$ 1,200,000	\$ 2,070,000	\$ 1,200,000	\$ 1,533,000	\$ 914,909	\$ 909,000	\$ 304,884	\$ 909,000	\$ 604,116	66%
Current Loans	\$ 151,000	\$ 136,000	\$ 62,000	\$ 105,000		\$ 104,000	\$ 104,512	\$ 104,000	\$ (512)	(0%)
Short Term Provisions	\$ 2,619,000	\$ 2,854,000	\$ 2,619,000	\$ 3,268,000		\$ 2,982,000	\$ 3,279,178	\$ 2,982,000	\$ (297,178)	(10%)
Trust & Deposits	\$ -	\$ 31,000	\$ -	\$ 157,000	\$ (896)	\$ -	\$ (27,563)	\$ -	\$ 27,563	0%
Current Liabilities Total	\$ 3,970,000	\$ 5,091,000	\$ 3,881,000	\$ 5,063,000	\$ 914,013	\$ 3,995,000	\$ 3,661,011	\$ 3,995,000	\$ 333,989	
Non Current Liabilities										
Long Term Provisions	\$ 404,000	\$ 519,000	\$ 404,000	\$ 474,000		\$ 556,000	\$ 473,830	\$ 556,000	\$ 82,170	15%
Non Current Loans	\$ 199,000	\$ 215,000	\$ 229,000	\$ 110,000	\$ -	\$ 109,000	\$ 58,405	\$ 109,000	\$ 50,595	46%
Non Current Liabilities Total	\$ 603,000	\$ 734,000	\$ 633,000	\$ 584,000	\$ -	\$ 665,000	\$ 532,235	\$ 665,000	\$ 132,765	
TOTAL LIABILITIES	\$ 4,573,000	\$ 5,825,000	\$ 4,514,000	\$ 5,649,000	\$ 914,013	\$ 4,660,000	\$ 4,193,246	\$ 4,660,000	\$ 466,754	
NET ASSETS	\$ 150,989,000	\$ 155,346,000	\$ 158,299,000	\$ 156,912,000	\$ (423,327)	\$ 159,056,000	\$ 166,493,749	\$ 159,056,000	\$ (7,437,749)	
Current Assets										
Accumulated Surplus/Deficit	\$ 64,189,000	\$ 60,384,000	\$ 58,941,000	\$ 59,855,000	\$ (423,327)	\$ 61,455,000	\$ 67,133,610	\$ 61,455,000	\$ (5,678,610)	(9%)
Asset Revaluation Reserve	\$ 86,800,000	\$ 94,962,000	\$ 99,358,000	\$ 97,057,000	\$ -	\$ 97,601,000	\$ 99,360,139	\$ 97,601,000	\$ (1,759,139)	(2%)
TOTAL EQUITY	\$ 150,989,000	\$ 155,346,000	\$ 158,299,000	\$ 156,912,000	\$ (423,327)	\$ 159,056,000	\$ 166,493,749	\$ 159,056,000	\$ (7,437,749)	

Investments

Bendigo Bank	\$ 330,027.96	2.65%	01/09/2017
Commonwealth Bank	\$ 132,130.03	2.05%	19/06/2017
AMP (oncall)	\$ 480.39		Oncall
Total	\$ 462,638.38		

Loans

	Term & Rate	Finish Date
National Australia Bank - Unfunded Superannuation	\$ 162,917 Fixed at 5.21%	30/06/2018
Total	\$ 162,917	

Yarriambiack Shire Council
Summary of Balance Sheet as at 31st January

Assets		
Current Assets		YTD Actuals
Cash & Cash Equivalents	Our overdraft increased during the month due to low income. The overdraft at the end of January is at \$1.822 million. Rates income has start to filter through and will increase over the next few weeks which will clear the overdraft. Council is holding \$270,007 in cash and investments of Section 86 Committees. Council has \$462,638 invested with the CBA and Bendigo Banks.	\$ (1,096,154)
Rate Debtors	For the month of January Rate Debtors decreased by \$940,503. Majority of rates will come through on 15th February which is when full payment is due for those not paying by instalments. Outstanding rates are still being pursued by debt collection agencies.	\$10,727,437
Debtors	General Debtors reduced by \$173,361 due mainly to the ATO tax refund for December being received in January. This was approximately \$100,000.	\$190,945
Non Current Assets		
Fixed Assets	Increased by \$171,494 in January as per the Capital Works report	\$159,816,199

Liabilities		
Current Liabilities		
Creditors	At the time of completing this report the January cheque run had not been processed. Cheque runs occur on the 2nd Friday of the month.	\$304,884
Non Current Liabilities		
Loans	No loan repayments were made in January	\$162,917
Net Assets		\$166,493,749

Rates Report - February 2017

Prepared by Chantelle Pitt

Rate Classification	2015/2016 Budget	2015/2016 Actuals	2016/2017 Budget	Actual YTD Receipts	Rebates	Outstanding Rates			
						Current	Arrears & Legals	Interest	Total
Commercial	\$ 378,968.48	\$ 92,379.38	\$ 323,804.40	\$ (102,895.67)	\$ (2,103.21)	\$ 233,123.98	\$ 52,951.36	\$ 26,646.79	\$ 312,722.13
Farmland	\$ 7,385,429.89	\$ 251,895.56	\$ 7,912,102.39	\$ (2,023,438.96)	\$ (4,041.99)	\$ 5,994,165.51	\$ 44,478.54	\$ 4,315.84	\$ 6,042,959.89
Residential	\$ 2,207,400.64	\$ 621,353.01	\$ 1,998,604.94	\$ (923,041.37)	\$ (126,876.33)	\$ 1,059,084.60	\$ 384,332.30	\$ 124,617.53	\$ 1,568,034.43
Total	\$ 9,971,799.01	\$ 965,627.95	\$ 10,234,511.73	\$ (3,049,376.00)	\$ (133,021.53)	\$ 7,286,374.09	\$ 481,762.20	\$ 155,580.16	\$ 7,923,716.45

Rate Classification	2015/2016 Budget	2015/2016 Actuals	2016/2017 Budget	Actual YTD Receipts	Rebates	Outstanding Rates			
						Current	Arrears & Legals	Interest	Total
Kerbside Garbage Charges	\$ 688,752.01	\$ 189,826.83	\$ 709,728.31	\$ (326,982.67)	\$ (36,259.47)	\$ 383,661.61	\$ 96,703.51	\$ 37,781.44	\$ 518,146.56
Kerbside Recycling Charges	\$ 345,659.40	\$ 95,480.92	\$ 356,486.56	\$ (169,395.11)	\$ (24,675.65)	\$ 186,839.53	\$ 50,319.98	\$ 9,568.11	\$ 246,727.62
Municipal Charge	\$ 342,950.40	\$ 147,495.54	\$ 351,536.64	\$ (148,757.95)	\$ (16,064.11)	\$ 203,789.08	\$ 95,653.86	\$ 25,556.12	\$ 324,999.06
Fire Services Fixed Charge	\$ 717,312.00	\$ 151,459.11	\$ 723,981.00	\$ (278,297.43)	\$ -	\$ 428,107.28	\$ 98,261.82	\$ 11,565.29	\$ 537,934.39
Fire Services Levy	\$ 472,741.30	\$ 22,716.63	\$ 511,470.05	\$ (140,299.84)	\$ (46,100.00)	\$ 379,484.83	\$ 8,581.61	\$ 768.94	\$ 388,835.38
Credits	\$ -	\$ -	\$ -	\$ 44,331.68	\$ -	\$ (50,003.33)	\$ -	\$ 6.68	\$ (49,996.65)
Total	\$ 2,567,415.11	\$ 606,979.03	\$ 2,653,202.56	\$ (1,019,401.32)	\$ (123,099.23)	\$ 1,531,879.00	\$ 349,520.78	\$ 85,246.58	\$ 1,966,646.36

Grand Total	\$ 12,539,214.12	\$ 1,572,606.98	\$ 12,887,714.29	\$ (4,068,777.32)	\$ (256,120.76)	\$ 8,818,253.09	\$ 831,282.98	\$ 240,826.74	\$ 9,890,362.81
--------------------	-------------------------	------------------------	-------------------------	--------------------------	------------------------	------------------------	----------------------	----------------------	------------------------

Breakdown of Outstanding Rates by Ward

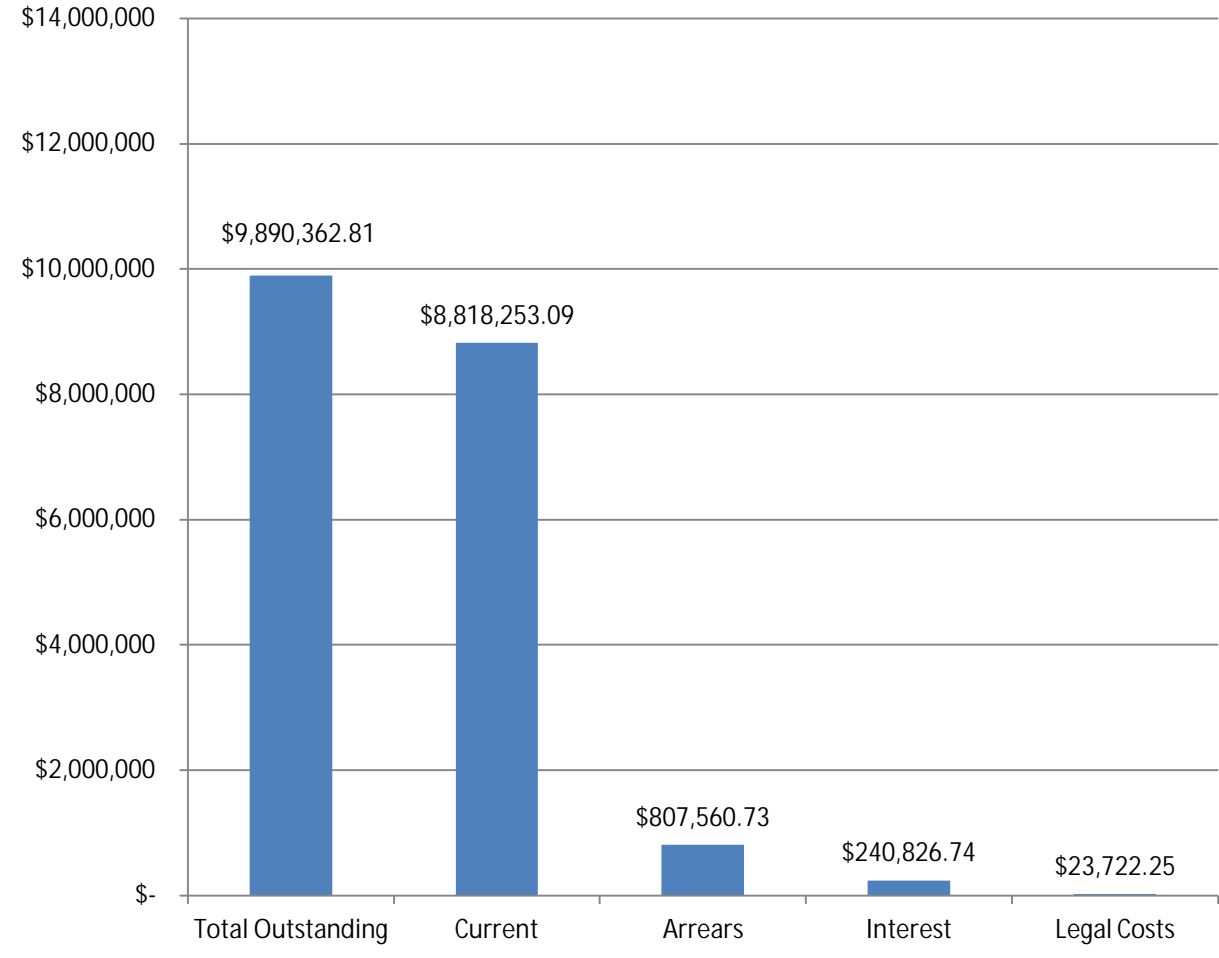
Dunmunkle Ward	2016/2017 Budget	Actual YTD Receipts	Rebates	Current	Arrears & Legals	Interest	Total
Commercial Rates	\$ 79,749.74	\$ (26,682.48)	\$ (646.70)	\$ 55,900.13	\$ 39,583.27	\$ 21,205.40	\$ 116,688.80
Farmland Rates	\$ 2,459,077.11	\$ (597,725.96)	\$ (787.35)	\$ 1,880,885.06	\$ 13,214.32	\$ 963.07	\$ 1,895,062.45
Residential Rates	\$ 594,206.64	\$ (284,955.50)	\$ (40,727.19)	\$ 306,581.50	\$ 124,443.38	\$ 30,412.00	\$ 461,436.88
Kerbside Garbage Charges	\$ 194,668.77	\$ (97,738.05)	\$ (12,709.95)	\$ 95,337.96	\$ 29,495.84	\$ 12,266.55	\$ 137,100.35
Kerbside Recycling Charges	\$ 106,734.62	\$ (52,673.59)	\$ (8,570.63)	\$ 52,258.73	\$ 15,419.89	\$ 3,799.42	\$ 71,478.04
Municipal Charge	\$ 101,968.16	\$ (45,793.78)	\$ (5,610.99)	\$ 55,373.50	\$ 22,837.63	\$ 5,669.61	\$ 83,880.74
Credits	\$ -	\$ 23,386.79	\$ -	\$ (10,988.16)	\$ -	\$ -	\$ (10,988.16)
Fire Services Fixed Charge	\$ 204,396.00	\$ (81,415.72)	\$ (15,600.00)	\$ 114,788.55	\$ 21,980.27	\$ 2,476.40	\$ 139,245.22
Fire Services Levy	\$ 152,722.89	\$ (41,259.79)	\$ -	\$ 113,510.66	\$ 3,510.16	\$ 343.03	\$ 117,363.85
Total	\$ 3,893,523.93	\$ (1,204,858.08)	\$ (84,652.81)	\$ 2,663,647.93	\$ 270,484.76	\$ 77,135.48	\$ 3,011,268.17

Hopetoun Ward	2016/2017 Budget	Actual YTD Receipts	Rebates	Current	Arrears & Legals	Interest	Total
Commercial Rates	\$ 89,280.62	\$ (16,972.46)	\$ (897.80)	\$ 73,154.41	\$ 5,886.04	\$ 4,475.26	\$ 83,515.71
Farmland Rates	\$ 2,690,644.87	\$ (775,982.33)	\$ (1,152.23)	\$ 1,985,802.98	\$ 10,640.68	\$ 931.51	\$ 1,997,375.17
Residential Rates	\$ 370,279.53	\$ (170,278.36)	\$ (32,296.39)	\$ 187,948.50	\$ 86,580.80	\$ 40,886.46	\$ 315,415.76
Kerbside Garbage Charges	\$ 159,499.47	\$ (73,195.39)	\$ (10,690.42)	\$ 84,760.45	\$ 32,728.36	\$ 15,786.90	\$ 133,275.71
Kerbside Recycling Charges	\$ 88,511.04	\$ (42,014.61)	\$ (7,452.11)	\$ 45,363.33	\$ 16,181.90	\$ 3,975.86	\$ 65,521.09
Municipal Charge	\$ 103,658.24	\$ (43,890.04)	\$ (4,871.94)	\$ 60,619.87	\$ 39,375.71	\$ 11,487.77	\$ 111,483.35
Credits	\$ -	\$ 7,006.92	\$ -	\$ (18,647.28)	\$ -	\$ -	\$ (18,647.28)
Fire Services Fixed Charge	\$ 222,330.00	\$ (86,115.42)	\$ (11,950.00)	\$ 134,431.29	\$ 39,713.41	\$ 5,267.33	\$ 179,412.03
Fire Services Levy	\$ 163,437.58	\$ (45,576.90)	\$ -	\$ 121,664.75	\$ 1,460.15	\$ 129.11	\$ 123,254.01
Total	\$ 3,887,641.35	\$ (1,247,018.59)	\$ (69,310.89)	\$ 2,675,098.30	\$ 232,567.05	\$ 82,940.20	\$ 2,990,605.55

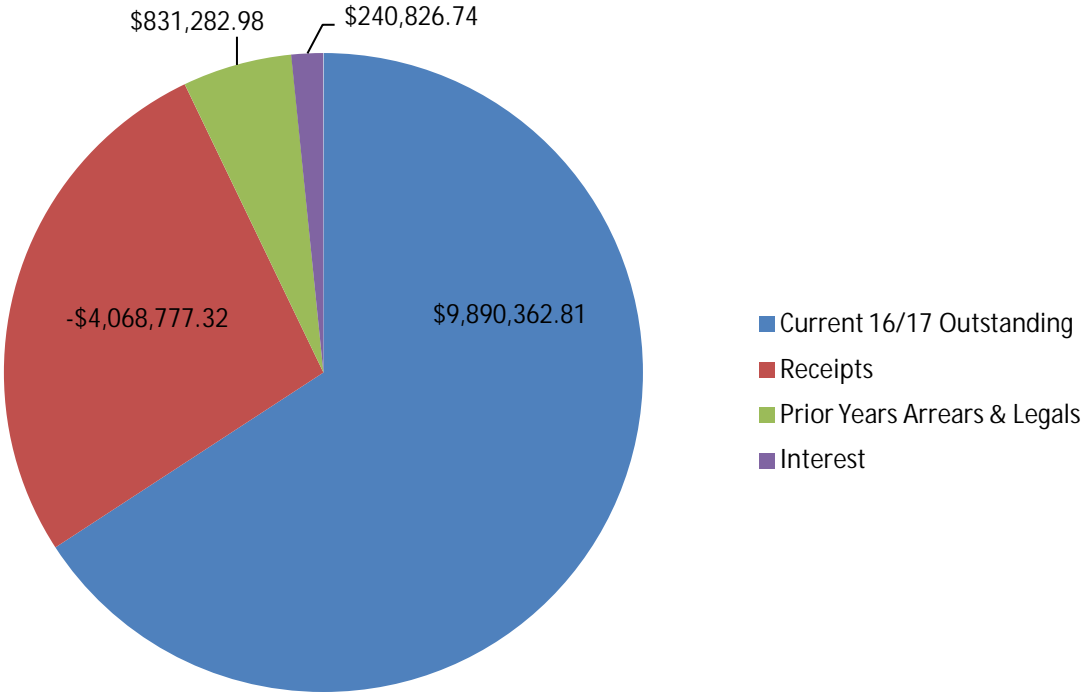
Warracknabeal Ward	2016/2017 Budget	Actual YTD Receipts	Rebates	Current	Arrears & Legals	Interest	Total
Commercial Rates	\$ 154,774.04	\$ (59,240.73)	\$ (558.71)	\$ 104,069.44	\$ 7,482.05	\$ 966.13	\$ 112,517.62
Farmland Rates	\$ 2,762,380.41	\$ (649,730.67)	\$ (2,102.41)	\$ 2,127,477.47	\$ 20,623.54	\$ 2,421.26	\$ 2,150,522.27
Residential Rates	\$ 1,034,118.77	\$ (467,807.51)	\$ (53,852.75)	\$ 564,554.60	\$ 173,308.12	\$ 53,319.07	\$ 791,181.79
Kerbside Garbage Charges	\$ 355,560.07	\$ (156,049.23)	\$ (12,859.10)	\$ 203,563.20	\$ 34,479.31	\$ 9,727.99	\$ 247,770.50
Kerbside Recycling Charges	\$ 161,240.90	\$ (74,706.91)	\$ (8,652.91)	\$ 89,217.47	\$ 18,718.19	\$ 1,792.83	\$ 109,728.49
Municipal Charge	\$ 145,910.24	\$ (59,074.13)	\$ (5,581.18)	\$ 87,795.71	\$ 33,440.52	\$ 8,398.74	\$ 129,634.97
Credits	\$ -	\$ 13,937.97	\$ -	\$ (20,367.89)	\$ -	\$ 6.68	\$ (20,361.21)
Fire Services Fixed Charge	\$ 297,255.00	\$ (110,766.29)	\$ (18,550.00)	\$ 178,887.44	\$ 36,568.14	\$ 3,821.56	\$ 219,277.14
Fire Services Levy	\$ 195,309.58	\$ (53,463.15)	\$ -	\$ 144,309.42	\$ 3,611.30	\$ 296.80	\$ 148,217.52
Total	\$ 5,106,549.01	\$ (1,616,900.65)	\$ (102,157.06)	\$ 3,479,506.86	\$ 328,231.17	\$ 80,751.06	\$ 3,888,489.09

Grand Total	\$ 12,887,714.29	\$ (4,068,777.32)	\$ (256,120.76)	\$ 8,818,253.09	\$ 831,282.98	\$ 240,826.74	\$ 9,890,362.81
--------------------	-------------------------	--------------------------	------------------------	------------------------	----------------------	----------------------	------------------------

Breakdown of Rates Outstanding



Breakdown of Rates Outstanding



2016/17 Rebates

