

1 WELCOME

2 ACKNOWLEDGEMENT

Acknowledging Traditional Owners

'I would like to acknowledge that this meeting is being held on the traditional lands of the Wotjobaluk, Jaadwa, Jadawadjali, Wergaia and Jupagulk people, and I pay respects to their Elders, both past and present'

3 PRAYER

Almighty God, without whom no Council can stand nor anything prosper we ask that you be present and guide us in our deliberations today. We pray that we will be fair in our judgements and wise in our actions and that decisions will be made with goodwill and a clear conscience for the betterment and welfare of the people of Yarriambiack Shire.

Amen

4 PRESENT

Crs G Massey, H Ballentine, T Hamilton, C Heintze, S Roberts, J Wise, K Zanker, James Magee (Acting Chief Executive Officer), Bernie Naylor (Acting Director Infrastructure & Planning) & Bernardine Schilling (Governance & Customer Service Coordinator)

5 APOLOGIES

6 CONFIRMATION OF MINUTES

Ordinary Meeting of Council – 28 March 2018.

Moved Cr H Ballentine seconded Cr J Wise the Minutes of the Ordinary Meeting of Council held on 28 March 2018 be confirmed.

Carried

7 DECLARATION OF CONFLICT OF INTEREST

8 BUSINESS ARISING

8.1 Action List from last meeting

8.2 Ongoing and Pending Action List

9 PETITIONS

10 REPORTS

Corporate Reports

10.1 Mayor's Report

10.2 Councillor's Reports

10.3 Acting Chief Executive Officer Report

10.4 Capital Works Program Report

10.5 Community Services Report

10.6 Acting Director Infrastructure & Planning Report

11 REPORTS FOR DECISION

11.1 Finance Report

11.2 Revenue Report

11.3 Emergency Management – MEMPC Minutes

10.1 Mayor's Report – Prepared by Graeme Massey

30 March	Open Art Council Show to commence the beginning of the Y/Fest Weekend Event in Warracknabeal
31 March	Attended Community Garden mural opening, grand parade and Buskers in the Park – all part of Y/Fest
01 April	Attended Wheatlands Museum – Y/Fest
05 April	Met with Councillors and Philip Shanahan re new CEO appointment
09 April	Chaired Warracknabeal Town Hall AGM
11 April	Attended Rural Councils Victoria Forum in Melbourne
13 April	Attended Rupanyup Nursing Home to meet FRRR representatives re arts project grants
17 April	Attended Minyip Historical Society Book Launch
19 April	Attended RES Briefing on Murra Warra Wind Farm at Warracknabeal
21 April	Attended opening of Warracknabeal Skate Park Mural and Scoot, skate and BMX competition
23 April	Opened Hopetoun Bowls Carnival Week and attended Warracknabeal Courthouse and workshop

10.2 Councillor's Reports**Cr H Ballentine**

31March – 01April	Promoted Wimmera Mallee Tourism in Halls Gap
06 April	Presented Award to Jacob Holm at Yarriambiack Endoreic Festival at Lake Lascelles, Hopetoun
10 April	Attended Wimmera Development Association meeting in Horsham
11 April	Chaired Council Forum
17 April	Chaired Wimmera Mallee Tourism meeting at Edenhope

Cr T Hamilton

01 April	Helped out Wimmera Mallee Tourism at Halls Gap Information Centre
02 April	Attended Stick Shed Committee of Management Meeting at Murtoa
03 April	Attended Murtoa Angling Club Meeting at Murtoa
08 April	Attended Dirt Music Festival at Rupanyup
09 April	Attended Rupanyup Consultative Committee Meeting at Rupanyup
11 April	Attended Council Forum at Warracknabeal
17 April	Attended Murtoa Kinder Parent Advisories Information Session at Murtoa
17 April	Attended Murtoa Grounds Committee Meeting at Murtoa
17 April	Attended Murtoa Progress Meeting at Murtoa

YARRIAMBIACK SHIRE COUNCIL

COUNCIL MEETING

MINUTES

24 APRIL 2018

Cr K Zanker

- 05 April Attended CEO recruitment review process with Philip Shanahan, Local Government Consultant
- 06 April Attended the Endoreic Film festival and Yarriambiack Youth Action Council Awards
- 11 April Attended Council Forum
- 13 April Attended the "Think Impact/Think Tank" conference regarding pre-accreditation training
- 18 April Attended the Yarriambiack Youth Action Council Meeting
- 18 April Attended the Murra Warra Wind Farm update/information session
- 19 April Attended the Rural Financial Counselling Services Governance Meeting in Bendigo
- 21 April Attended the Mega Shredda Scoot/Skate/BMX event at the skate park in Warracknabeal

Cr C Heintze

- 04 April Visited Graincorp in Horsham to discuss lease/ purchase of part of Minyip Graincorp site for fuel outlet
- 04 April Attended Minyip Progress Association Meeting, commencing 5pm
- 05 April Attended CEO recruitment review process with Philip Shanahan, Local Government Consultant
- 07 April Donated and loaded semi of hay for Warracknabeal Rotary Hay Drive
- 09 April Meeting to discuss financing Emma's building repairs
- 11 April Attended Council Forum
- 11 April Visited Livestock Exchange to see how the new EID scanners and system were working
- 16 April Attended the Sailors Home RES Meeting
- 19 April Attended Ararat Recycling Forum
- 20 April Guest speaker for Murtoa Probus

Cr Jean Wise

28 March	Attended Council Meeting and Forum at Warracknabeal
30 March	Attended the opening of the Easter Art Show and Launch of YFest 2018
31 March – 01 April	Visited all YFest activities
05 April	Attended CEO recruitment review process with Philip Shanahan, Local Government Consultant
09 April	Attended Road Safe Wimmera Meeting in Kaniva
11 April	Attended Council Forum
20 April	Attended the Wimmera Regional Library Board Meeting in Horsham

Cr S Roberts

31 March	Attended YFest Parade in Warracknabeal
05 April	Attended CEO recruitment review process with Philip Shanahan, Local Government Consultant
06 April	Attended Colour Run around Lake Lascelles
06 April	Attended the Endoreic Short Film Festival in Hopetoun
09 April	Attended GatewayBEET AGM
10 April	Attended Hopetoun A&P Society Meeting
11 April	Attended Council Forum
11 April	Attended Wimmera CMA forum at Watchem Lake
11 April	Attended Yarriambiack Creek Committee Meeting at Beulah
21 April	Attended the Mega Shredda Scoot/Skate/BMX event at the skate park in Warracknabeal

10.3 Acting Chief Executive Officers Report – Prepared by James Magee

Shared Services

Our Council along with surrounding Councils have been analysing what services could be offered on a shared basis with benefits to the parties and without loss of jobs. The first initiative was a Bituminous Surfacing contract while the supply of Building Surveyor services will be tendered in the near future.

Enterprise Bargaining Agreement

Council and employee representatives have been negotiating their eighth enterprise bargaining agreement since late 2017. The Australian Services Union (ASU) and the Australian Nurses and Midwifery Federation (ANMF) are parties to the agreement which will go for three years. Final internal processes are underway before an agreed document is forwarded to the Fair Work commission for approval.

Silo Art Trail

Some safety concerns have been put forward regarding access to the Rosebery and Sheep Hills sites. The Rosebery site has extremely good access and parking however the highway speed limit is 100km/hr. Council can request Vicroads to review the speed limit so I suggest Council undertake this action.

Moved Cr K Zanker seconded Cr H Ballentine that Council write to Vicroads with the request to review the speed limit with the view to lower.

Carried

The two access roads from the Sheep Hills silo have Y intersections where they intersect the Stawell Warracknabeal Road which is also a Vicroads controlled road. While neither of the sites can be described as black spots there is an opportunity for safety improvements, so liaison and lobbying of Vicroads is required. Information signage at all sites is programmed for the next month.

Wimmera Southern Mallee Recreational Water Values Project

Surveys for the second round of this project have recently been completed for the 25 waterways included. The data will be added and compared to that collected last year and will concentrate on the economic benefits of these recreational water bodies to our region.

Council Road Priorities

The Wimmera Southern Mallee Transport Group is reviewing their Regional Transport Strategy at present. The document has listed priority roads and projects. The draft priority list for Yarriambiack is as shown:

Hopetoun Yaapeet Road
Sealake Lascelles Road
Dimboola Minyip Road
Banyena Pimpinio Road
Minyip Banyena Road
Longerenong Road
Wyperfeld Park Road
Lascelles West Road

YSC Safety Initiatives in Priority

- Murtoa Glenorchy Road/Horsham Lubeck intersection
- Traffic signals on rail crossing north of Minyip on Stawell Warracknabeal Road
- Warrack Birchip/Watchem Warracknabeal Road intersection
- Stawell Warracknabeal/Boolite Sheep Hills Road intersection
- Stawell Warracknabeal/Sheep Hills Minyip Road intersection
- Boolite Sheep Hills/Rupanyup Road intersection
- Jeparit Rainbow/Warracknabeal Rainbow Road intersection

Heavy Vehicle Safety and Productivity Fund

Council submitted two applications to the Federal Government fund listed for road widening and construction projects in late March for the Minyip Dimboola Road and the Hopetoun Yaapect Road. Council applied for \$195,000 for each project

10.4 Capital Works Program 2017/2018 – Prepared by Chris Lehmann

<i>Project</i>	<i>Funding</i>	<i>% Completed</i>	<i>Start Date</i>	<i>Completion Date</i>	<i>Comments</i>
Gulbin Road Murtoa	Shire	100%	December	January	700 x 4 m Seal commencing Wimmera Hwy
Flood Levee Warracknabeal	Shire & State/Federal Government				
Rural Roads					
Dimboola Minyip Road	YSC/HRCC & Roads to Market	100%	October	November	1,623 m x 6.6 m commencing Barrat Quarry Road heading west
Longerenong Road	R2R	100%	November	December	Widen Shoulders to 6.6 m seal – 1 km
Minyip Banyena Road	R2R	100%	January	March	1 km x 6.6.m Seal from Burrum Lawler Road heading west
Sheep Hills Kellalac Road	R2R	50%	March		1,400 m x 4 m Seal commencing 3 kms from Highway heading east
Goyura East School Bus Route	R2R	10%	March		1 km x 4 m Seal commencing 2,580 m east of Highway
Hopetoun Yaapeet Road	R2R	100%	August	October	1.7 kms Widen Seal to 6.6 m commencing Gaalanungah North Road heading west
Sheep Hills Bangerang Road	R2R	100%	October	November	1.4 kms x 4 m Seal commencing Galaquil East Road
Yaapeet Kenmare Road	R2R	100%	January	March	1 km x 4 m Seal commencing Rosebery Rainbow Road

YARRIAMBIACK SHIRE COUNCIL

COUNCIL MEETING

MINUTES

24 APRIL 2018

FOOTPATHS					
Project	Funding	% Completed	Start Date	Completion Date	Comments
Cromie St Rupanyup	Shire	100%	October	November	Upgrade path to concrete Wemyss St to Hospital
Lascelles St Hopetoun	Shire	100%	October	November	Construct new path – 232m between Dodgshun & Strachan Sts

Gravel Shoulders					
Project	Funding	% Completed	Start Date	Completion Date	Comments
Minyip Dimboola Road	Shire	80%	March		2.6 kms Various Sections
Sheep Hills Kellalac Road	Shire	80%	March		1 km commencing 4.4 kms from Highway
Wyperfeld Park Road	Shire		April		3.3 kms commencing at Rainbow Wyperfeld Road heading north
Yaapeet Kenmare Road	Shire		April		1 km commencing Galanungah North Road heading east

Gravel Re-Sheets					
Project	Funding	% Completed	Start Date	Completion Date	Comments
3LK Road	Shire	100%	September	September	1 km starting Wimmera Highway
Byrnes Road	Shire		June		1.2 kms starting Banyena Pimpinio Road
Dunlops Road	Shire	100%	September	September	1.3 kms starting Mathesons Road
Cannum Five Chain Road	Shire		April		1.3 kms starting 3.1 kms from Blue Ribbon Road

YARRIAMBIAK SHIRE COUNCIL

COUNCIL MEETING

MINUTES

24 APRIL 2018

Gravel Re-Sheets (continued)					
Project	Funding	% Completed	Start Date	Completion Date	Comments
Carron Road	Shire		April		1.9 kms starting 4.9 kms from Rupanyup Road
Coopers Road	Shire		May		530 metres starting Lawler Road
Dogwood Road	R2R	100%	December	January	1.6 kms starting 6.3 kms from Dimboola Minyip Road
Dunmunkle Creek Road	Shire		May		600 metres starting Lallat North Road
Feerys Road	Shire	100%	January	January	2 sections (1) 1.8 kms starting Dimboola Minyip Road (2) 480 metres starting 2.7 kms from Dimboola Minyip Road
Gaulkes Road	Shire	100%	March	March	1.3 kms starting 5.5 kms from Barrat Road
Glovers Road	Shire		May		600 metres starting 3.6 kms from Daveys Road
Government Road	Shire	100%	February	March	400 metres starting 1.4 kms from Borung Hwy
Greisers Road	Shire		April		620 metres starting Rupanyup Road
Hepworth Road	Shire		April		580 metres starting 4.7 kms from Rupanyup Road
Kewell Tarkedia Road	Shire	100%	September	September	940 metre starting Sheep Hills Kellalac Road
Kranzs Road	Shire		June		500 metres starting Ailsa Road
Krauses Road	Shire	100%	August	August	560 metres starting Stawell W/beal Road
Leith Road	Shire	100%	February	February	810 metres starting Rupanyup Road

YARRIAMBIAK SHIRE COUNCIL

COUNCIL MEETING

MINUTES

24 APRIL 2018

Gravel Re-Sheets (continued)					
Project	Funding	% Completed	Start Date	Completion Date	Comments
Lierschs Pit Road	Shire		April		710 metres starting 4 kms from Banyena Pimpinio Road
Longerenong Warracknabeal Road	Shire		April		1.5 kms starting 6.5 kms from Wimmera Hwy
McLachlans Road	Shire	100%	February	February	410 metres starting 2.8 kms from Mount Pleasant Road
Mellis Road	Shire		April		910 metres starting 17.7 kms from Stawell Warracknabeal Road
Morgans Road	Shire	100%	September	September	1.6 kms starting 3.2 kms from Dalcross Road
Mount Pleasant Road	R2R	100%	February	February	2.3 kms starting 6.4 kms from Donald Murtoa Road
Murtoa Settlement Road	Shire		April		1.1 kms starting 1.7 kms from Donald Murtoa Road
Robinson Lane	Shire		April		1.3 kms starting 2.5 kms from Ailsa Road
Ruwoldts Road	R2R	100%	December	December	5.7 kms starting 2.4 kms from Stawell Warracknabeal Road
Tobins Road	Shire		June		1.3 kms starting Wimmera Hwy
Wallup Church West Road	Shire		May		1.5 kms starting Blue Ribbon Road
Westerlands Road	Shire		April		2 kms starting 1.6 kms from I Evans Road
Woods Road	R2R	100%	September	September	2.6 kms starting Donald Murtoa Road

YARRIAMBIAK SHIRE COUNCIL

COUNCIL MEETING

MINUTES

24 APRIL 2018

Gravel Re-Sheets (continued)					
Project	Funding	% Completed	Start Date	Completion Date	Comments
Blue Ribbon Road	R2R	100%	March	March	2.9 kms starting 19.9 kms from Borung Highway
Brikkle Road	Shire	100%	February	February	2 sections (1) 330 metres starting 9.1 kms from Jeparit Road (2) 480 metres starting 15.8 kms from Jeparit Road
Burrion Road	Shire	100%	March	April	1.1 kms starting 9.9 kms from Hopetoun West Road
Clyne Road	Shire	100%	February	February	1 km starting 1.5 kms from Antwerp Road
Dodgshun Bellinger Road	Shire	100%	May	April	1.5 kms starting 1.4 kms from Hopetoun Walpeup Road
Ellam Willenabrina Road	R2R	100%	December	December	2.3 kms starting Warracknabeal Rainbow Road
Elliot Road	Shire		May		600 metres starting Hopetoun Walpeup Road
Gama South Road	Shire	100%	July	July	810 metres starting 6.4 kms from Henty Highway
Geodetic Road	Shire	100%	April	April	1.5 kms starting 32 kms from Dimboola Minyip Road
Goads Road	R2R	100%	November	December	2.3 kms starting 1 km from Henty Highway
Hermans Road	Shire		May		1.6 kms starting Henty Highway
Hood Lane	Shire	100%	November	November	1.5 kms starting Brim West Road
J Ballentines Road	Shire		May		1.46 kms starting Goyura East SBR
Johns Road	Shire	100%	December	December	1.97 kms starting 3.2 kms from Warracknabeal Rainbow Road

YARRIAMBIAK SHIRE COUNCIL

COUNCIL MEETING

MINUTES

24 APRIL 2018

Gravel Re-Sheets (continued)					
Project	Funding	% Completed	Start Date	Completion Date	Comments
Kellys Road	Shire	100%	July	July	1.31 kms starting 1.8 kms from Sunraysia Highway
Lah Angle Road	Shire	100%	November	November	1 km starting 4.5 kms from Lah West Road
Lascelles North Road	Shire	100%	August	August	990 metres starting 4.5 kms from Lascelles Sea Lake Road
Erhardts Road	Shire		June		2 kms starting 1 km from Birchip Rainbow Road
Moloney Road	Shire		May		800 metres starting 1.4 kms from Hopetoun Walpeup Road
Overalls Road	Shire		May		1.3 kms starting Sunraysia Highway
Patchewollock Tempy Road	Shire		May		1 km starting 12.6 kms from Sunraysia Highway
Sleeps Lane	Shire	100%	February	February	820 metres starting Audrey Road
Tempy East Road	Shire		April		1.2 kms starting 5.4 kms from Sunraysia Highway
Warren Road	Shire		June		2.27 kms starting Birchip Rainbow Road
Wilson's Road	Shire		April		1.89 kms starting 2.3 kms from Hopetoun Sea Lake Road
Woodwards Road	Shire	100%	December	December	1 km starting Beyer Road
Yaapeet North Road	R2R	100%	January	February	1.57 kms starting 4kms from Hopetoun Yaapeet Road

Kerb & Channel					
<i>Project</i>	<i>Funding</i>	<i>% Completed</i>	<i>Start Date</i>	<i>Completion Date</i>	<i>Comments</i>
Hamilton Street Murtoa	Shire				162 metres from Marna Street to Breen Street both sides
South Street Minyip	Shire	100%	February	February	201 metres Church Street to Foundry Street on north side

- Outdoor staff have been busy with:-
Drainage works at Hopetoun and Murtoa
- Y/Fest signage and traffic control
- Stabilisation works
- Footpath repairs

10.5 Community Services Report – Prepared by Gavin Blinman

Environmental Health – Prepared by Tim Rose

Council has inspected a number of food premises over this period, with only one major-noncompliance being identified. Council will work with this proprietor to ensure compliance with the Food Standards Code. A complaint was received in relation to food that was allegedly served only partially cooked. It is often difficult to substantiate isolated claims, however, processes within the food business have been assessed and education provided to the proprietor.

Council was notified by the DHHS about a gastro outbreak at an aged care facility. Council performed routine functions such as a site visit to educate care staff on infection control and management and to ensure cleaning processes were put in place to stop the spread of the suspected viral infection.

Two food samples and two water samples (public drinking fountains) were obtained as part of Council's food sampling obligations under the *Food Act 1984*. All samples returned a satisfactory result.

Council completed the first round of school based immunisations. Year 7 and 10 students were vaccinated in accordance with the national immunisation schedule.

Onsite wastewater applications have increased above average over the period with a number of new developments requiring onsite wastewater disposal. These applications have all been assessed and where possible, permits have been issued.

Local Laws – Tim Rose & Craig Byron

In relation to impounded animals, this reporting period has been quite busy. The pound has received a total of nine dogs, one of which was surrendered and since adopted. Six cats have been impounded, with three of these being reclaimed and three have gone to rescue.

After receiving complaints about people with excessive numbers of cats, I have been working with these people to reduce the number of cats to a manageable and acceptable number through the use of our traps.

A number of requests have been received in relation to assistance with capturing and relocating possums. A number of possums have been caught and relocated outside of the township boundaries.

Council received a notification of Illegal rubbish dumping at Lah. This matter was investigated by Council, the person was identified and required to remove the rubbish to an approved transfer station. This matter is now closed.

Aged and Disability – Lisa Dunkley

CHSP/VIC HACCPYP

We held our Wimmera Partnership Network meeting in March. Matters discussed included the upcoming family information and support sessions for Dementia Australia.

These sessions will provide an introduction to Dementia, causes, symptoms and typical changes that may occur. Also discussed are services to support the person and the family, including the opportunity of further information sessions.

Dementia Australia will be holding their family information and support session at Wimmera Uniting Care on Tuesday, 18th April from 10am - 12.30pm.

Volunteer Meals and Transport – Alannah Milne

Transport

For the month of March 2018 the Shire completed 10 drives and had one cancellation. During this month, the elderly were mainly accessing services in Horsham and Ballarat.

The table below is a comparison over the last two years.

March 2018	10 drives, 1 cancellation
March 2017	12 drives, 1 cancellation
March 2016	17 drives, 2 cancellations

Meals on Wheels

March 2018	556 Meals
March 2017	585 Meals
March 2016	824 Meals

MOW services for Beulah, Rupanyup and Minyip are still suspended due to lack of numbers however we have advertised in these areas to try find clients and residents who are in need of this service. Council is hoping to identify three or more clients in order to reinstate the service in these townships. Numbers are decreasing in Woomelang as we are down to two clients.

Maternal and Child Health (MCHN) – Nanette Freckleton, Michelle Schilling

There are currently 53 infants enrolled with Council's Maternal and Child Health service over the 17/18 financial year. This number is expected to reach over 60 at the completion of the reporting period. In total and across all age groups, ranging from zero to six years of age, 378 children access the Material and Child Health services offered by Council.

Monthly immunisation sessions for children have continued over this month, with the next session scheduled for 8 May 2018. Maternal and Child Health Nurses also assisted in Council's school based immunisation program that is offered to all high schools in the municipality.

Nanette Freckleton is currently on leave for a period of three months.

Assessment Officer Report – Barbara Whiteford

Introduction

I commenced in the role of RAS 22/3/2018 and work 22 hrs per week. I have a background working in varied aged care roles including residential aged care, aged care assessment, community care packages and transitional care.

Assessments completed

- 23 Assessments

Reviews completed

- 0

Waitlist

- 19

Education and Training

- Orientation with RAS Regional Coordinator

Additional

- Assessed medication competencies for YSC personal care staff in Hopetoun & Warracknabeal

Youth – Murray McKenzie

Several of the new Yarriambiack Youth Action Councillors received shirts from the Mayor Graeme Massey at the last meeting. They had been invited to attend the Yarriambiack Shire Council meeting, with some taking up the offer but prior commitments meaning that the rest could not sit in. It was especially exciting to see representation from Hopetoun with young Maddie Cashill joining the Yarriambiack Youth Action Councillors.

Colour Run

Yarriambiack Young Achiever Awards and the Endoreic Short Film festival all ran on the 6th of April. Winners came from all areas of the Shire, which was great to see.

The Mega Shredda Scoot, BMX Skate Comp shared between Warracknabeal and Horsham ran April 21st and April 22nd Renton Millers organisation was chosen by the Yarriambiack Youth Action Councillors to assist with the event, as it gave our young people more opportunities to be involved.

Some of our Young People were very active on the Burnout day on April 21 as well, with support given to these young people by our Motor Sport Mentor Gavin Hynam.

The Graffiti Project was wound up with the opening of the Mural by the Mayor Graeme Massey also on April 21st.

Engage Funding work plan has been submitted.

Community Services & Development Projects Report – Prepared by Andrea Stepney

Project	Description	Status	Stage	% comp
Anzac Park Female Facilities Project	Construction of new female change room facilities	Construction completed. Officially opened 22/7/17	Completed	
Rupanyup Bowls Club Synthetic Green Project	Install a synthetic surface at the Rupanyup Bowling Club	Sustainable Water Fund grant of \$140,000 for a total project cost of \$154,000. Completion expected by 23 June 2017.	Completed	
Anzac Park Potable Water Project	An additional non-potable water supply for irrigation of Anzac Park sports oval.	Final designs imminent. Completion of project expected by December 2017. Sustainable Water Fund grant of \$59,000 for a total project cost of \$85,800.	Completed	
Warracknabeal Library	Refurbishment – Internal & external upgrades	Delays due to replacement of structural steel	Completed	
Murtoa Neighbourhood House	Demolition & replacement with transportable building	Official opening Friday 17 th November	Completed	
Tempy Hall Stabilisation Project	Refurb of toilets, external wall stabilisation & roof/gutter	All works completed Project value is \$63,952	Completed	
Sheep Hills Hall	Structural works, & various upgrades	All works completed Project value is \$64,632.	Completed	
Hopetoun Memorial Hall Refurbishment Project	Internal & external paint, full window refurbishment	All works completed. Project value is \$77,890	Completed	
Warracknabeal Aerodrome Transfer Station Upgrade Project	Major Refurbishment	Construction commenced 15/1/2018. Asbestos removed. Stage 1 (structural canopy) completed.	Construction	30
Warracknabeal Golf Club Irrigation Project	Fairways Irrigation	Tender C226/2018 advertised. Project to commence by May/June 2018.	Initiation	50
Woomelang Hall Kitchen & Drainage Project	Kitchen Upgrade and drainage works	Finalising quotes for DCP grant application. Project expected to commence May/June 2018. Project value is \$50k	Initiation	90
Beulah Cabins	Installations of two Cabins at caravan park	Developing project framework and project scope/costs. DELWP approval imminent. Cultural Assessment completed. Project value \$100k	Scoping	75

YARRIAMBIAK SHIRE COUNCIL

COUNCIL MEETING

MINUTES

24 APRIL 2018

Pipeline				%
Warracknabeal Saleyards Upgrade Project	Major Refurbishment	Project framework in development. Project Plan completed. Application made to BBRF Round 2 19/12/17	Development	50
Warracknabeal Town Hall Upgrade Project	Major Refurbishment	Project Plan completed. Application made to BBRF Round 2 19/12/17. Additional application to Living Heritage Grant 13/4/18	Development	50
Warracknabeal Leisure Complex	Master Plan of Leisure Precinct	Application made to BBRF Round 2 19/12/17. Includes Adult/Senior Playgrounds concept.	Development	50
Minyip Rec Reserve	Irrigation Project	Flagged project with SRV. Interested in progressing project. EOI required from Rec Res Committee	Development	10
Hopetoun Bowls Club Synthetic Green 2 Project	Second Synthetic Surface	Potential for future SRV funding who have request a Schedule of Use to support second synthetic green. Project Plan in development.	Development	25
Assistance Only				
Hopetoun	Lake Lascelles Fishing Pond	Redevelopment of obsolete town reservoir. Funding through VFA. Development includes fishing decks, picnic seating & shelter, new fence and bank.		Application in progress
Hopetoun	Lakes Lascelles Shade Structure	Assistance with planning and building applications		Application in progress
Hopetoun	Lake Lascelles Camp Kitchen Extension	Assistance with planning and building applications		Application in Progress
Beulah Signage	Tourism Agriculture Info sign	Recommended FRRR, Local History Grant, Share & Suez Community Grant. Submitted FRRR application on behalf of committee.		Application in progress
Rupanyup Memorial Hall	Seeking a grant for new chairs	Assisted with FRRR application & submission 13/9/17. Received \$4500 grant.		Application Successful
Minyip Memorial Hall	Seeking grant for front window repairs	Assisted with FRRR application & submission 15/9/2017. Waiting on advice if grant was successful.		Application Unsuccessful
Minyip Memorial Hall	Various items.	Proceed with a Project Plan, quotes etc to be ready for next round of grants early 2018. Possibly Living Heritage Grant.		Project in Development
Warracknabeal Anzac Memorial Park	New paving at entry gates	Have drafted application. Requested documents from RSL. Heritage assessment & planning applications required.		TBA if still proceeding
Murtoa Progress Society	Streetscape & Irrigation System	Attended August meeting – estimated 200K project. Original design & quote need updating. Assist with sourcing grant		Sourcing Grant
Emma's Café - Minyip	Significant termite damage	Committee have requested assistance with a grant to repair the termite damage. Likely \$20k+ project. Project plan to be developed. Grant source not yet identified.		Sourcing Grant

YARRIAMBIACK SHIRE COUNCIL

COUNCIL MEETING

MINUTES

24 APRIL 2018

Assistance Only			
Warracknabeal Playgroup	Shared Facilities Project	Funding for Multifunction Children's Centre	Development
Warracknabeal Apex	Skate Park Upgrade	Installation of interconnected paths around the skate park. Approx \$25k project. Assist with finding grant	To be incorporated in Master Plan
Hopetoun Recreation Reserve	Pergola to outdoor viewing area	Require shade to outdoor viewing area of Clubrooms. Recommended Community Shade Grant. Sent info 8/11/17	Completed
Hopetoun Rec Res	New goal posts	Assisting with quote and sourcing grant. Recommended applying to Horsham Sport & Community & sent link. 8/11/17	Completed
Beulah Netball Club Lighting Project	Light installations for two courts	Club obtained funding through Stronger Communities Program. Assisting with dev approvals. 8/11/17	Completed
Sheep Hills Hall Appliances Upgrade	New fridge and pie warmer	Made application to FRRR on behalf of Committee for \$1,858. Notified 30/6/17 application was successful.	Completed
Rupanyup Men's Shed	Grant to improve amenities	Stronger Communities Programme - provided feedback on application.	Completed
W'beal Angling Club	Replace shed slab	Looking for grant \$2500 materials with all labour in-kind. Emailed Share Grant application 25/8/17	Completed
W'beal Croquet Club	Resurface green	Have requested assistance with obtaining a grant to repair the green. Need around \$2500. Mailed share grant application.	Completed
Rupanyup Junior Football	Helmets for junior players	Club has asked for assistance in find a suitable grant. Emailed info 2/8/2017 on Share Grant or SRV has Sporting Club Grants up to \$1k	Completed
Hopetoun Courier Office	Repair to brick wall - deteriorating mortar & bricks	Have asked for assistance with finding a grant for \$1,500. Emailed Share grant application 25/8/2017	Completed
Warracknabeal Swimming Pool	Shade sail replacement	Sent info on Community Shade Grant (Health.Vic) 31/8/2017	Completed
Tempy Patchewollock Play group	Kitchen Upgrade	Sent through info on FRRR Small Communities & Share grants 4/8/2017	Completed
Minyip A&P	Minyip Show	Need \$4k to run event 10/10/17 Recommended Regional Events Fund (Visit Victoria)	Completed
Rupanyup Historical Society	Historical Street Walk	Still scoping project but estimate around \$20k. Recommended Local History Grants program	Completed
Warracknabeal Rest Rooms	90 th year – historical book & painting – 4.5k	Recommended FRRR, Local History Grants, Holsworth Trust & Share Grant	Completed

SHARE Program - Sustainable Healthy Adaptable Resilient Engaged – Prepared by Marianne Fergusson**Community Group Financial Assistance Scheme**

The Community Group Financial Assistance Scheme is currently open and will close on May 25, 2018. These grants are to assist with the maintenance and capital improvements of community assets and events and community groups can apply for a maximum of \$500.

Grampians Region Cycling and Trails Infrastructure, Business and Master Plan

A discussion paper has been prepared for the Grampians Region Cycling and Trails Infrastructure, Business and Master Plan. The discussion paper highlights the segments of cycling that maybe suitable across the varying landscapes in the region. The document also explores possible projects that may be developed into business cases for the final document.

Railway Stations

Victrack is progressing restoration plans for the Patchewollock and Woomelang Railway Stations through the Community Infrastructure Program. If successful, the railway stations will be upgraded for community space, arts and visitor information.

Silo Art Trail

The Beulah Business Centre is coordinating promotional items and opportunities to develop further merchandising. The Silo Art Trail brochure has been printed and is being distributed. Pull-up banners have been created for portable advertising for the Silo Art Trail.

Warracknabeal Court House

Creative Victoria's Creative State Commissions program was launched in December, inviting Victorian creatives to pitch ideas for ground-breaking projects that will boost our reputation as the creative state, attract tourism and make a lasting impact on creative careers and the wider community. From 27 submissions, seven have been shortlisted for further concept development and testing, including undertaking detailed feasibility studies. Following the concept development and feasibility process, it is envisaged that one to three projects will be selected to receive between \$300,000 and \$1 million to bring their creative ideas to fruition in the year ahead. Working Heritage was successful in receiving \$19,725 to develop the concept for, and explore the feasibility of, transforming the former Warracknabeal Courthouse into a space for artists residencies and a small art hotel with an accompanying arts program. A community meeting will be held to discuss the proposal and encourage local participation throughout the process. The next stage application to the Creative State Commissions program is due in late May.

10.6 Acting Director Infrastructure & Planning Report – Prepared by Bernie Naylor

Hopetoun Caravan Park – C227/2018

Due to long term illness of Council's existing caretaker at the Hopetoun Caravan Park, and his advise that he will no longer be able to undertake those duties, Council has advertised the contract for Caretaker of the Hopetoun Caravan Park.

The contract being C227/2018 Caretaker – Hopetoun Caravan Park was advertised on the 6th April, 2018 and tenders will close on the 11th May, 2018.

Q88/2018 – Sale of Surplus Plant and Equipment

Council has identified a number of items of plant and equipment that we no longer use; these items have now been advertised for sale by tender.

Tenders close on the 11th May, 2018

- Items for sale Kubota F2560 Front Deck Mower
 Mirra 2003 "Shaker" Lime Spreader
 3 Way Front End loader Bucket

Roads to Markets – Wilken Grain Receival Centre

Council has experienced delays with contractors being able to commence the works at Wilken's Grain Receival Centre which include the widening of the pavement on the Warracknabeal Road which will provide safe turning lanes for traffic entering the Grain Receival Centre from both the west and east along the Birchip Warracknabeal Road.

Council has now been provided a schedule of works by the contractor that these works will commence in July 2018 and completed by September 2018.

Contract C223/2018 – Supply and delivery of one 4 Tonne Tipping Truck

This tender was advertised on the 31st January, 2018 and closed on the 23rd February, 2018 and Council received four (4) tenders to supply the 4 Tonne tipping Truck.

Following evaluation by Council staff, Council have accepted the tender from the Barry Maney Group for the supply and delivery of one 4 Tonne Tipping Truck for the contract sum of \$72,362.73.

Technical Officer – Prepared by Nathan McLean

Two road funding applications have been submitted for the Heavy Vehicle Safety and Productivity Program. The two identified roads include Hopetoun Yaapeet Road and Minyip Dimboola Road. Proposed works to a section of each road would include widening and sealing, this will allow heavy vehicles including school buses travelling in opposite directions to pass each other without one or both vehicles being required to move off the road and into the gravel. These proposed works would also reduce the risk of an accident between heavy vehicles and cars due to unsafe shoulders.

Design Engineer – Prepared by Joel Turner

- Current road rehabilitation jobs are underway
 - Goyura East School Bus Route Road
 - Sheep Hills Kellalac Road
- Hamilton Street Murtoa kerbing set and ready to begin works in the next few weeks

OH&S Report – Prepared by Brenton Cheney

- Audits from contractors (Fulton Hogan & Millers)
- Update risk register
- Incident reports
- Chemwatch updates

Risk Management & OH&S / Technical Services – Prepared by Michael Evans**Assets**

- Continuing to validate asset register data in the new computer system (AssetFinda)

OH&S and Risk Management

- Fulfill the role of OH&S Risk Management Officer as required
- Investigated several logged incidents within Council
- Coordinated and assisted the acting outdoor OH&S officer when required
- Discussions with an external consultant, for the assistance and guidance in Risk Management Recommendations and implementation, as a result of past audit reports

Emergency Management

- Chaired and attended the Municipal Emergency Management Planning Committee meeting (MEMPC)
- Updated Council's stadium emergency evacuation plan

Technical Officer – Prepared by Tony Brennan

- Processed as required Dial Before You Dig enquiries March (92) April (30 – to date)
- Processed Legal Point Of Discharge applications for stormwater drainage as required
- Processed NHVR applications as requested for oversize vehicle travel through the Shire
- Carried out Road Management Act inspections for reinstatement issues from works carried out by GWM Water

Warracknabeal Regional Livestock Exchange

All scanning hardware has been installed (2 x 3 way drafts) along with the electrics and software under the roof of both drafting races at the north end of the facility. Some alterations to the yards were required to allow the correct placement of the three way drafts and with very little notice. Bells Engineering were magnificent in their ability to carry out these alterations prior to the upcoming sale.

April 11th was the first sale to trial the scanning equipment and unfortunately the software side of things crashed causing all sorts of issues. Thankfully we had two of the software companies IT people in attendance along with our consultant who carried out manual wand scanning. This combined with the livestock agents who conducted the sale as they normally would have provided all the RFID transfer information required for the IT people to piece together for uploading to the NLIS data base at the end of the day.

As a result of the software issues the IT company will be in attendance at our next sale on May 9th at no cost to Council. Prior to this sale the WIFI signal needs to be strengthened by fitting a repeater closer to the drafting area, preventing the tablets from drifting in and out of range during the sale. Office laptop will also require a static IP address to be configured.

These issues were witnessed by Marnie Dortmans from Agriculture Victoria who was at the sale and understands that there will be ongoing problems with so many changes taking place not just at the WRLE but throughout all saleyards in Victoria.

Caravan Park Occupancy March 2018

State	Warracknabeal	Hopetoun	Murtoa
VIC	223	253	142
NSW	48	51	22
WA	1	2	10
QLD	27	8	18
SA	21	20	5
NT	1	0	0
ACT	0	4	0
TAS	4	3	1
International	0	1	0
Permanents	11	N/A	N/A
TOTAL	336	342	198

11 REPORTS FOR DECISION

11.1 Finance Report – Prepared by Anita McFarlane

Recommendation

The Finance Report as at March 2018 be received.

Moved Cr J Wise seconded Cr T Hamilton that the Finance Report as at March 2018 be received.

Carried

11.2 Revenue Report – Prepared by Chantelle Pitt

Recommendation

The Revenue Report as at 10 April 2018 be received.

Moved Cr K Zanker seconded Cr H Ballentine that the Revenue Report as at April 2018 be received.

Carried

11.3 Emergency Management – MEMPC Minutes

**Municipal Emergency Management Planning Committee Meeting
Yarriambiack Shire Council Rooms
34 Lyle St, Warracknabeal**

20 March 2018
11 am – 1pm

Minutes

1 MEETING OPEN: 11am

2 ATTENDANCE: Mick Evans (YSC), Bernie Naylor (YSC), Gavin Blinman (YSC), Craig Byron (YSC), Kathy Edwards (YSC), Phil Kuhne (WEMT), Dianna Blake (WEMT), Nelly Joseph (AV), Lyn McKenzie (Red Cross), Colin Newell (CFA), Gavin Kelly (VicSES), Melissa Douglas (VicSES), Darren Welsh (WWHS), Darren Gebert (WWHS), David Piera (VicPol); Craig Brittain (CFA – D17).

3 APOLOGIES: Heather Drendel (DEDJTR), Kaye Knight (RNWH), Kylie Newell (VicPol), Paul Fennell (WCMA), Tim Rose (YSC).

4 CONFIRMATION OF PREVIOUS MINUTES

Moved: Darren Welsh

Second: Colin Newell

Carried

5 ACTION ITEMS FROM PREVIOUS MINUTES – Attached

6 CORRESPONDENCE – INWARD / OUTWARD INCLUDING WRITTEN AGENCY REPORTS – Refer Table 1

7 STANDING ITEMS:**7.1 Municipal Emergency Management Plan (MEMPC) & Sub-Plans**

7.1.1 Wimmera Community EM Survey Report (Phil Kuhne - WEMT)

- Conducted last year
- Quite successful – good response
- Information provided was interesting
- Helped in formulating over-arching community engagement plan/strategy and relief and recovery sub-plan and a couple of other things
- Responses overall were positive, people happy with services
- First time this type of survey has been completed and has provided WEMT with a base-line

7.1.2 MEMPC (Phil Kuhne - WEMT)

- Plans have all been reviewed, updated, endorsed and are all in place

7.2 Emergency Incident Review

Local emergency incidents since last MEMPC meeting - issues encountered?

Lessons learned? Possible process improvements?

- YSC has had two house fires and one grass fire in Warracknabeal
- Nothing untoward – one house did have Asbestos, Shire representative met with demolition company re Asbestos and this has all been wrapped and disposed of properly.

7.3 Upcoming Local Events

For your awareness

- Y-Fest, Warracknabeal over Easter 2018
- Dirt Festival, Rupanyup - 8 April

7.4 Risk Management

- 7.4.1. WEMT is engaging Flexor Consulting to develop a draft Risk Management Sub-plan using the Risk Management Review Sheets from meetings, will also incorporate some of the risk management items raised from community survey. Risk Management Sub-plan will incorporate all four partner Councils. Focus will be on mitigation at a local level. Draft Plan should be given to Phil this week to have a look at, will then be circulated for all to peruse, provide feedback etc. This will underpin this Committee's emergency management planning;
- 7.4.2 VicSES CERA at Combined MEMPC – 26 July 2018; will be bringing all the risk sheets together and prioritising them at the combined meeting (our four Council's are ahead of the game in this "combined CERA process", well ahead of the rest of the State).

7.5 Relief and Recovery

- 7.5.1 Wimmera Integrated Relief and Recovery Plan (Phil Kuhne)

Plan has been circulated over the last 6-12 months, reasonable feedback received from a variety of Agencies, happy with content. Relief & Recovery was originally included as part of the MEMP which made for a particularly bulky document, so has been cut from individual Council MEMP's as a lot of the information contained in the Relief & Recovery Plan is duplicated across each Council. There is still information in the Relief & Recovery Plan that is still applicable to each Council and what the variations may occur. Only area not properly covered is what completing Appendix regarding what services are available, possibly maybe a workshop session. Most services come out of Horsham, so fairly easy to list Agencies and what they do.

Other three partner Councils have already endorsed this Plan in principle, looking for this Committee to also do so. Comments, feedback of the Plan still welcome, no cut-off date – Plan is a living document and will be constantly subject to change.

Motion that the Yarriambiack MEMPC endorses the Wimmera Integrated Relief and Recovery Plan in principle.

Moved: Gavin Kelly

Second: Craig Byron

Carried

- 7.5.2 Relief, Resilience & Recovery Workshop Report (Phil Kuhne)
Workshop held September 2017, this report for information of this Committee – no actions out of it.

7.6 Report of sub-committees

- 7.6.1 Municipal Fire Management Planning Committee
MFPO Report & Minutes of FMPC attached

8 AGENDA ITEMS

8.1 Exercise Orwell – (Phil Kuhne)

- Emergency Management Personnel conducting joint exercise involving the four partner Councils – to be held in Dimboola, Thursday 10 May 2018, 9.30am – 4.00pm (see attachment). Will be testing Emergency Animal Welfare Support Sub-Plan – need Rangers (especially) from all four Councils to attend. Focussing on resource sharing and resource support. Desktop exercise, three guest speakers attending (Luv-a-Duck Officer Manager, Ag-Vic – Paul Beltz and EPA). May not receive an actual calendar invite, but all welcome to attend – if you're interested and wish to attend please contact Phil Kuhne.
- Phil also talked about Exercises that were being facilitated in the Grampians Region over the next few months they included:
 - 28/03/18 Exercise Breeze facilitated by GREMTEC based on a Strom scenario
 - 19/04/2018 Exercise Mass Casualty – Code Brown, facilitated by Ballarat Health Services (Phil, Mick, WWSC MRM will be attending);
 - 24/04/2018 Grampians MEMEG Exercise Thank God You're Here, based on the MAV Council Resource Sharing Protocol in emergencies

8.2 Agency Reports (*updates from reports not sent out with Agenda*)

YSC – MERO Emergency Phone Roster – Michael Evans

- Aside from running through what was in his Agency Report, Mick also highlighted the fact Yarriambiack Shire Council has now implemented a roster system for the MERO Emergency 'phone, which is rotated on a weekly basis between the MERO/Deputy MERO's (implemented five weeks ago, system is working well). They have also set-up a designated email address for the MERO – MERO contact details are:-

Phone: 0429 978 817

Email: mero@yarriambiack.vic.gov.au

Red Cross – Lyn MacKenzie

- Lyn made special mention of the Single Incident Program – formal agreement in the process of being signed off – anticipated date for commencement is 1 July 2018.

VicSES – Gavin Kelly & Melissa Douglas

- Gavin spoke about changes to Emergency Management Legislation, being phased in slowly; Snapshot – impact on MEMP Committee – changes to membership of Committee, who it's going to be, how it's going to happen, how it will all work, audit process, auditing of MEMP's. Gavin suggested we read the "Bill". What the future looks like, unsure at this stage.
- Melissa spoke about sub-catchments, changes to the Flood Plans and the way they go out into sub-catchments. In the past Wimmera River was one catchment, so if it rained in upper catchment, if they put out a warning front it would include Dimboola and Jeparit even though this could take 10-14 days to get to this area. They have now broken down the sub-catchments, unfortunately, Yarriambiack Creek is still one classified as one sub-catchment due to it being subject to the number of gauges being available, there are planned works to eventually include a gauge down from Warracknabeal and that should then change the warning system.
- Melissa also advised Warracknabeal VicSES Unit now has a Facebook page – encouraged everyone to 'like' the page; very active, containing lots of good information, links to local stories.
- Melissa spoke about Flood Guides – currently no Flood Guides finished for Warracknabeal will wait until the levee is built. Local Unit is going to door-knock those houses/properties that are currently at risk (April), providing education and property specific flood charts. When levee is built, they will re-visit these houses/properties and bring them up-to-date on what they can expect now that the levee has been built and impact on their property etc. Gavin advised the individual Flood Guides prepared for each property are one of the best tools they've had in 20+ years.

YSC – Bernie Naylor

- Yarriambiack Creek Levee, Warracknabeal – secured funding, completed surveying and alignment (mapping where going through trees). Cultural & heritage study completed (Barengi Gadjin Land Council found 13 scar trees which will create some issues). Arborist about to undertake his study of the trees. Levee will consist of a combination of permanent and temporary sections, asphalt and road reconstruction works. Hoping that some of the road reconstruction works will be completed this financial year.

9 GENERAL BUSINESS

- 9.1 YSC – Gavin Blinman** – good feedback re single house fires, assistance provided, no issues this time;
- 9.2 CFA – Craig Brittain D17** – Craig advised Dale Russell had announced his retirement, effective 27 April; function to be held at the Town Hall on this date, flyers will be sent out for this function. Dale held position of Operations Manager at D17 for 21 years. Craig has been appointed as Dale's replacement.
- 9.3 VicSES – Gavin Kelly** – major restructure at VicSES, unsure where that will leave organisation at this stage; on a personal note, congratulated YSC on Murtoa Caravan Park, stayed there over long weekend, asset to Murtoa, one of the most incredibly wellrun little parks he has had the pleasure of staying at, an absolute credit to the Shire, immaculate. Also said how fantastic Shan (Caretaker) is.
- 9.4 WWHS – Darren Welsh** – introduced MEMPC to Darren Gebert who has been appointed to the role of Safety & Essential Services WWHS (reports to Darren W). First week this week good feedback re single house fires, assistance
- 9.5 YSC – Craig Byron** – Permits to Burn, issuing of these Permits commenced last Tuesday, need to get message out to the general public was a CFA false alarm call-out last week. Has already been a number of Permits issued.
- 9.6 YSC – Bernie Naylor** – Made mention of the fact our CEO, Ray Campling, had also announced his retirement.
- 9.7 AV – Nelly Joseph** – Introduced herself to the Committee, from Geelong, acting up here in the role of Team Manager for six months.
- 9.8 WEMT – Phil Kuhne**
- Rhonda McNeill (Phil's predecessor) has resigned from her position at HRCC and is going to work at DELWP; Robyn Evans, MERO (WWSC) has resigned from Council, his replacement to the role of MERO is Terry Ough.
 - Motion from previous meeting (24 October 2017), WEMT to invite a representative from Emergency Management Victoria (EMV) to the combined MEMPC Meeting, Phil advised he has been successful in getting Norm Free (EMV hierarchy) to attend the combined MEMPC in July to give a briefing on what's happening in emergency management from an EMV perspective.
 - Also advised Dave Tepper (DHHS) has spoken at other MEMPC meetings regarding Regional Emergency Management Planning Committee has decided to set-up a sub-committee for Relief & Recovery, three meetings a year. Phil doesn't know much more than this, so 'watch this space'.
 - Local Government Victoria (LGV) have released their 'Councils and Emergencies Position Paper' which is Phase 1 of their 'The Councils and Emergencies Project'. Phase 2 of the project will commence in 2018, LGV will consult with local government and emergency management sectors as the project moves into phase two. Phase 2 will involve LGV working with Councils to understand their emergency management capability and capacity based upon the position paper and the Victorian Emergency Management Capability Blueprint 2015-2025. This assessment will consider the identified needs and risk profile of each individual municipality. In 2017 LGV had a reference group of approximately 80, this year they only want 10 people. Phil has received an invitation to nominate on behalf of our four Councils, as Phil learns more about what Phase 2 entails, he will keep inform our Committee. Phase 3 in 2019 will develop strategies to address any gaps identified during Phase 2 of the project.

- Further to what Lyn said about Red Cross and Single Incident Program, a review was held at high level re single incident events, arrangements, provision of relief and recovery. Review finished, a lot of it was around services provided, who pays who etc, consequently this is why funding has been extended for Red Cross until 30 June 2018 to continue in the current format ie to provide emergency accommodation, basic relief, still there to provide psychological first-aid and support. Waiting to see what new arrangements will be.
- Emergency Management Legislation Amendment Bill 2018 (copy attached) – lot of levels and complexity, going through at the moment, Phil has completed a summary of how it will impact local government & this Committee. Bill going through readings at the moment, wait and see what happens when it is in place and active. Will also be a new document ‘Ministerial Guidelines’ which will supposedly provide advice on how this will all work. Snapshot – Council, MERO position will cease, will become MEMO (Municipal Emergency Management Officer); again can have several people in this role, role of MRM (Municipal Recovery Manager) will now be recognised in Legislation (currently not), Council requirement to appointment MEMO’s & MRM’s. Change re MERO to MEMO, originally MERO was point of contact for resources (need a grader etc), MEMO will become sole point of contact in the event of an emergency across the board, Council CEO (or delegated Senior Officer) will chair the MEMPC. Will also specify who is the core membership of the MEMPC and members of the community will also be on the Committee (application/approval process for membership). MFMP (Fire Management) will cease, but MEMPC will still be able to set-up sub-committees so Fire Management could come in here, same as Flood, Relief & Recovery. MEMPC won’t belong to Council, Committee will “own” the Plan, responsibility for Plan will belong with Committee, not Council. Audit process of MEMPC obsolete, will become Quality Assurance focussed. Once this Bill is passed will be implemented in three stages, new set-up will include a regional level, certain roles etc, Ministerial Guidelines will explain this.
- Murra Warra Wind Farm – correspondence received from Kevin Garthwaite (Project Manager), would like to make contact with key responders, Phil provided info to Kevin, who has now requested to facilitate a meeting (meeting scheduled to be held Tuesday, 17 April in Horsham).

10 DATE AND LOCATION OF NEXT MEETING:

Next meeting is a Combined MEMPC meeting of the four Councils

Date: Thursday 26 July 2018

Time and location to be advised

Dianna requested if anyone has items they would like to be included on the combined meeting Agenda, please send them through to Dianna/Phil

11 MEETING CLOSED

Meeting closed 12:05pm

Table 1: Correspondence – Copies Attached

AGENCY	CORRESPONDENCE
WEMT	Emergency Management Community Survey 2017
WEMT	mera Integrated Relief & Recovery Plan
WEMT	Relief, Recovery & Resilience Workshop Summary
WEMT	Exercise Orwell Participant Briefing Summary
WWHS	Agency Report – Darren Welsh
Agriculture Victoria	Agency Report
YSC	MERO Report – Michael Evans
YSC	MFPO Report – Craig Byron
YSC	MF MPC – Minutes of Meeting
YSC	MRM Report – Gavin Blinman
Red Cross	Agency Report – Lyn MacKenzie
VicSES	Agency Report – Mid West Office
WEMT	Emergency Management Legislation Amendment Bill 2018

Recommendation

That the MEMPC Minutes be received.

Moved Cr J Wise seconded Cr C Heintze that the MEMPC Minutes be received.

Carried

12 GENERAL BUSINESS (including strategic direction and specific issues)**13 CLOSED SESSION****14 MINUTES FROM MEETINGS****15 ATTACHMENTS / REPORTS**

Planning Permit Activity Report for March 2018
Income Statement by Resources for March 2018
Income Statement by Department for March 2018
Summary of Major Income and Expenses by Resources for March 2018
Capital Expenditure for March 2018
Summary of Capital Works for March 2018
Balance Sheet as at 31 March 2018
Summary of Balance Sheet as at 31 March 2018
Rates Report – April 2018

16 NEXT MEETING

The next meeting of Council will be held on Wednesday, 23 May 2018 at 9:30am at Warracknabeal.

17 CLOSE 10:40am

Mayor

Application Identifier	Application type	Property Location			Applicant Details			Date Application Received	Proposed Land Use	Responsible Authority Outcome	Date of Responsible Authority Outcome
		Street Address		Crown Description	Name	Address					
		Street Number, Name,	Locality	Allotment, Parish/Township		Line One	Street, Number, Name,				
								3.3			
TP30-17	New application	19 Caroll St	Minyip	CA6 Sec 21 Parish of Nullan	Mudher Architects P/L	Jasvinder Mudher	16 Mossdale Ct	Templestone	08/08/2017	Residential / Accomodation	In progress
TP49-17	New application	73 Lyle St	Warracknabeal	CA4 Sec 20 Parish of Werrigar	Alex Hawker	Hotondo Homes	PO Box 1331	Horsham	04/12/2017	Residential / Accomodation	In progress
TP51-17	New application	Various CA from Beulah to Sealake	Beulah		CNC Project Management P/L		lvl 7, 276 Flinders St	Melbourne	01/12/2017	Agriculture	In progress
TP07-18	New application	CA 2E, Austin St	Hopetoun	CA 2E Parish Gorya	Lake Lascelles Committee	Peter Poulton	30 Austin St	Hopetoun	30/01/2018	Leisure and recreation	Permit issued by a delegate of the Responsible Authority
TP08-18	New application	CA 2E, Austin St	Hopetoun	CA 2E Parish Gorya	Lake Lascelles Committee	Peter Poulton	30 Austin St	Hopetoun	30/01/2018	Leisure and recreation	In progress
TP09-18	New application	1 Sweetapple Cres	Lascelles	CA1 (Pt) Parish Minapre	Greg Wallace		PO Box 7	Lascelles	06/02/2018	Residential / Accomodation	Permit issued by a delegate of the Responsible Authority
TP10-18	New application	546 Aubrey Rd	Cannum	CA96 Parish Cannum	Gary Sleep		PO Box 173	Warracknabeal	06/02/2018	Agriculture	In progress
TP12-18	New application	380 Kewell East Rd	Minyip	CA63, Parish of Kewell East	David Boyd		PO Box 30	Minyip	14/02/2018	Agriculture	In progress
TP14-18	New application	Deakin St	Beulah	Crown Land	Prue McCredden		PO Box 42	Beulah	15/02/2018	Leisure and recreation	Permit issued by a delegate of the Responsible Authority
TP15-18	New application	18-18a Woolcock St	Warracknabeal		Gerard Brandrick & Associates	Anglea Hancock	PO Box 505	Echuca	16/02/2018	Other land use	In progress
TP16-18	New application	Deakin St	Beulah	Crown Land	Southern Mallee Grants Netball Club	Bridget Williams	47 Phillips St	Beulah	19/02/2018	Leisure and recreation	Permit issued by a delegate of the Responsible Authority
TP 17-18	New application	5 Livingstone Street	Warracknabeal	Parish Of Werrigar CA3 Sec37	Sam Tickner		5 Livingstoen Street	Warracknabeal	20/02/2018	Residential / Accomodation	Permit issued by a delegate of the Responsible Authority
TP18-18	New application	76 Main Street	Minyip		Emmas Cafe	Dean Hogan	15 Edith St	Horsham	19/01/2018	Retail premises	Permit issued by a delegate of the Responsible Authority
TP19-18	New application	Minyip Rd	Warracknabeal	CA 17C Parish Of Werrigar	Brian Bentley Transport	Ben Bentley	168 Scott St	Warracknabeal	05/03/2018	Agriculture	Permit issued by a delegate of the Responsible Authority
TP20-18	New application	Henty Highway	Warracknabeal		Action Steel Sheds	Walter Crick	P.O. Box 555	Stawell	07/03/2018	Industry and warehouse	In progress
TP21-18	New application	Wimmera Highway	Rupanyup	26A, Parish of Rupanyup	GWMWater		PO Box 481	Horsham	22/03/2018	Other land use	In progress
TP22-18	New application	65 Lyle St	Warracknabeal		Maurie Parsons		252 scott St	Warracknabeal	22/03/2018	Residential / Accomodation	In progress
TP23-18	New application	122 Scott St	Warracknabeal		Robert Bennett		PO Box 21	Birchip	22/03/2018	Food and drink premises	In progress
TP24-18	New application	CA 2E, Austin St	Hopetoun	CA 2E Parish Gorya	Lake Lascelles Committee	Peter Poulton	30 Austin St	Hopetoun	27/03/2018	Leisure and recreation	In progress

YARRIAMIACK SHIRE COUNCIL
INCOME STATEMENT BY RESOURCES
FOR MARCH 2018

	2014/2015 Budget	2014/2015 Actuals	2015/2016 Budget	2015/2016 Actuals	2016/2017 Budget	2016/2017 Actuals	March Actuals	2017/2018 Budget	YTD Actuals	Forecast	YTD Variance	YTD % Variance
Income												
Asset Disposal & Fair Value Adjustments	\$ (400,000)	\$ (375,190)	\$ (297,800)	\$ 403,000	\$ (290,000)	\$ 139,000	\$ -	\$ (273,000)	\$ (293,418)	\$ (373,000)	\$ 20,418	(7%)
Contributions, Donations & Reimbursement	\$ (309,839)	\$ (264,320)	\$ (235,911)	\$ (85,000)	\$ (189,667)	\$ (391,000)	\$ (22,197)	\$ (271,459)	\$ (203,529)	\$ (387,058)	\$ (67,930)	25%
Government Grants & Charges	\$ (9,225,566)	\$ (11,155,366)	\$ (8,870,887)	\$ (8,259,000)	\$ (10,391,348)	\$ (13,340,000)	\$ (840,255)	\$ (10,714,510)	\$ (5,722,158)	\$ (8,290,645)	\$ (4,992,352)	47%
Interest Income	\$ (139,921)	\$ (138,836)	\$ (107,021)	\$ (128,000)	\$ (78,797)	\$ (122,000)	\$ (6,141)	\$ (79,910)	\$ (47,060)	\$ (87,210)	\$ (32,850)	41%
Rates & Charges	\$ (10,594,460)	\$ (10,827,963)	\$ (11,314,254)	\$ (11,348,000)	\$ (11,618,925)	\$ (11,645,000)	\$ 785,245	\$ (11,867,562)	\$ (11,887,514)	\$ (11,857,842)	\$ 19,952	(0%)
User Charges, Fees & Fines	\$ (1,051,752)	\$ (1,163,322)	\$ (1,028,072)	\$ (1,144,000)	\$ (1,325,330)	\$ (1,172,000)	\$ (72,900)	\$ (1,290,042)	\$ (1,070,280)	\$ (1,442,308)	\$ (219,762)	17%
Other Income				\$ (214,000)		\$ 126,000	\$ -	\$ -	\$ -	\$ -	\$ -	0%
Income Total	\$ (21,721,538)	\$ (23,924,996)	\$ (21,853,945)	\$ (20,775,000)	\$ (23,894,067)	\$ (26,405,000)	\$ (156,249)	\$ (24,496,483)	\$ (19,223,959)	\$ (22,438,063)	\$ (5,272,524)	22%
Expenditure												
Asset Disposal & Fair Value Adjustments	\$ 300,412	\$ 944,791	\$ 309,424	\$ -	\$ 318,707		\$ -	\$ 328,268	\$ -	\$ 328,268	\$ 328,268	100%
Bad & Doubtful Debts	\$ -	\$ 36,998	\$ -	\$ 17,000	\$ -	\$ 27,000	\$ -	\$ -	\$ 150	\$ 300	\$ (150)	0%
Contributions & Donations	\$ 892,342	\$ 851,753	\$ 977,245	\$ 767,000	\$ 994,453	\$ 842,000	\$ -	\$ 837,682	\$ 620,959	\$ 792,598	\$ 216,723	26%
Depreciation Amortisation & Impairment	\$ 6,251,313	\$ 6,568,314	\$ 6,438,426	\$ 6,453,000	\$ 6,631,593	\$ 6,960,000	\$ -	\$ 6,830,554	\$ -	\$ 6,830,554	\$ 6,830,554	100%
Employee Costs	\$ 7,637,865	\$ 7,403,109	\$ 7,770,428	\$ 7,607,000	\$ 8,056,020	\$ 7,904,000	\$ 548,621	\$ 8,323,461	\$ 5,871,973	\$ 7,818,995	\$ 2,451,488	29%
Finance Costs	\$ 72,866	\$ 108,979	\$ 123,396	\$ 53,000	\$ 127,097	\$ 51,000	\$ 730	\$ 124,789	\$ 3,508	\$ 75,515	\$ 121,281	97%
Materials	\$ 5,215,260	\$ 4,955,062	\$ 4,633,460	\$ 5,105,000	\$ 4,701,554	\$ 5,586,000	\$ (102,272)	\$ 6,425,442	\$ 3,366,926	\$ 5,643,971	\$ 3,058,516	48%
Other Expenses	\$ 1,357,868	\$ 1,333,339	\$ 1,299,629	\$ 1,289,000	\$ 1,325,239	\$ 1,472,000	\$ 6,556	\$ 1,342,658	\$ 1,039,051	\$ 1,318,432	\$ 303,607	23%
Expenditure Total	\$ 21,727,926	\$ 22,202,345	\$ 21,552,008	\$ 21,291,000	\$ 22,154,663	\$ 22,842,000	\$ 453,635	\$ 24,212,854	\$ 10,902,568	\$ 22,808,633	\$ 13,310,286	55%
Total	\$ 6,388	\$ (1,722,651)	\$ (301,937)	\$ 516,000	\$ (1,739,404)	\$ (3,563,000)	\$ 297,386	\$ (283,629)	\$ (8,321,391)	\$ 370,570	\$ 8,037,762	

YARRIAMBIAK SHIRE COUNCIL
INCOME STATEMENT BY DEPARTMENT
FOR MARCH 2018

	2014/2015 Budget	2014/2015 Actuals	2015/2016 Budget	2015/2016 Actuals	2016/2017 Budget	2016/2017 Actuals	March Actuals	2017/2018 Budget	YTD Actuals	Forecast	YTD Variance	YTD % Variance
Income												
Community Services	\$ (1,974,579)	\$ (2,215,881)	\$ (1,863,121)	\$ (2,403,000)	\$ (2,038,586)	\$ (2,732,000)	\$ (142,408)	\$ (2,598,413)	\$ (1,821,484)	\$ (2,787,190)	\$ (776,929)	30%
Corporate Services	\$ (14,552,348)	\$ (17,406,375)	\$ (15,348,378)	\$ (12,227,000)	\$ (15,670,301)	\$ (17,549,000)	\$ 771,916	\$ (15,802,864)	\$ (12,937,824)	\$ (13,620,220)	\$ (2,865,040)	18%
Economic Development	\$ (988,531)	\$ (1,047,968)	\$ (268,264)	\$ (596,000)	\$ (380,734)	\$ (416,000)	\$ (20,269)	\$ (444,809)	\$ (304,581)	\$ (932,284)	\$ (140,228)	32%
Engineering	\$ (2,725,221)	\$ (1,476,163)	\$ (2,749,800)	\$ (3,633,000)	\$ (4,393,033)	\$ (3,645,000)	\$ (740,170)	\$ (3,217,128)	\$ (2,365,909)	\$ (3,020,250)	\$ (851,219)	26%
Recreation & Culture & Leisure	\$ (264,361)	\$ (486,460)	\$ (360,970)	\$ (615,000)	\$ (127,293)	\$ (583,000)	\$ (5,882)	\$ (271,015)	\$ (113,895)	\$ (260,320)	\$ (157,120)	58%
Regulatory Services	\$ (157,739)	\$ (160,509)	\$ (147,663)	\$ (197,000)	\$ (129,543)	\$ (327,000)	\$ (14,877)	\$ (147,040)	\$ (174,550)	\$ (248,451)	\$ 27,510	(19%)
Waste & Environment	\$ (1,058,759)	\$ (1,131,638)	\$ (1,115,749)	\$ (1,104,000)	\$ (1,154,577)	\$ (1,153,000)	\$ (4,558)	\$ (2,015,214)	\$ (1,505,716)	\$ (1,569,348)	\$ (509,498)	25%
Income Total	\$ (21,721,538)	\$ (23,924,996)	\$ (21,853,945)	\$ (20,775,000)	\$ (23,894,067)	\$ (26,405,000)	\$ (156,249)	\$ (24,496,483)	\$ (19,223,959)	\$ (22,438,063)	\$ (5,272,524)	22%
Expenditure												
Community Services	\$ 2,750,681	\$ 2,653,577	\$ 2,784,790	\$ 2,788,000	\$ 2,963,344	\$ 2,852,000	\$ 161,534	\$ 2,827,218	\$ 1,786,034	\$ 2,898,962	\$ 1,041,184	37%
Corporate Services	\$ 1,928,109	\$ 1,652,233	\$ 1,971,414	\$ 1,832,000	\$ 1,922,415	\$ 1,588,000	\$ 40,507	\$ 2,013,837	\$ 1,069,670	\$ 1,775,901	\$ 944,167	47%
Economic Development	\$ 1,020,560	\$ 1,248,749	\$ 772,285	\$ 810,000	\$ 990,318	\$ 1,143,000	\$ 32,207	\$ 1,283,369	\$ 784,697	\$ 1,267,085	\$ 498,672	39%
Engineering	\$ 11,069,421	\$ 11,838,719	\$ 10,954,703	\$ 10,923,000	\$ 11,295,342	\$ 11,866,000	\$ 102,459	\$ 11,913,378	\$ 3,993,522	\$ 11,716,869	\$ 7,919,856	66%
Governance	\$ 1,012,911	\$ 865,027	\$ 1,080,027	\$ 917,000	\$ 1,140,638	\$ 996,000	\$ 31,879	\$ 1,053,792	\$ 672,040	\$ 1,048,717	\$ 381,752	36%
Recreation & Culture & Leisure	\$ 1,377,604	\$ 1,292,057	\$ 1,344,019	\$ 1,365,000	\$ 1,137,279	\$ 1,781,000	\$ 6,227	\$ 1,517,255	\$ 797,939	\$ 1,482,348	\$ 719,316	47%
Regulatory Services	\$ 663,416	\$ 663,719	\$ 662,004	\$ 611,000	\$ 662,815	\$ 590,000	\$ 21,674	\$ 651,819	\$ 357,411	\$ 582,819	\$ 294,408	45%
Waste & Environment	\$ 1,905,224	\$ 1,988,264	\$ 1,982,766	\$ 2,045,000	\$ 2,042,512	\$ 2,026,000	\$ 57,149	\$ 2,952,186	\$ 1,441,255	\$ 2,035,932	\$ 1,510,931	51%
Expenditure Total	\$ 21,727,926	\$ 22,202,345	\$ 21,552,008	\$ 21,291,000	\$ 22,154,663	\$ 22,842,000	\$ 453,635	\$ 24,212,854	\$ 10,902,568	\$ 22,808,633	\$ 13,310,286	55%
Total	\$ 6,388	\$ (1,722,651)	\$ (301,937)	\$ 516,000	\$ (1,739,404)	\$ (3,563,000)	\$ 297,386	\$ (283,629)	\$ (8,321,391)	\$ 370,570	\$ 8,037,762	

Yarriambiack Shire Council
Summary of major Income and Expenses by Resources for March

Income		
Contribution & Donations	Income protection staff contribution	\$ 4,777
	Income protection recoupment	\$ 11,444
	Workcover recoupment	\$ 4,329
Government Grants & Charges	Roads to Recovery	\$ 719,993
	DHHS - HACC Funding	\$ 120,262
Rates & Charges	Fire Service Levy - 1/4 payment	\$ (783,060)
	Pensioner concession	\$ (2,185)
Interest Income	Interest received	\$ 6,141
User Charges	Caravan Park Fees	\$ 19,651
	Planning Fees & Permits	\$ 4,323
	Building Fees & Permits	\$ 3,454
	Waste Disposal Fees	\$ 4,322
	HACC & Brokerage Fees	\$ 19,250
	Lease Income (motor vehicles)	\$ 6,698
	Renatl Income	\$ 1,054
	Animal Fees & Charges	\$ 6,716
	Leisure Centre Fees	\$ 3,660
	Memberships	\$ 556
Total Income for March		\$ 156,249

Expenses		
Employee Costs	Salaries & Wages & OnCosts (includes Annual Leave, Sick Leave, Long Service Leave etc)	\$ 490,146
	Councillor Allowances	
	Workcover	\$ 5,716
	Superannuation	\$ 46,820
	Conferences & Training	\$ 1,127
	Travelling	\$ 4,794
Materials	Contracts - (includes Wimmera Mallee Waste, Civica, Skillinvest, Simpson Personnel, Horsham Rural City Council etc)	\$ 2,037
	Materials	\$ 829
	Plant Hire	\$ (105,369)
Other Expenses	Bank Fees	\$ 5,221
	Advertising	\$ 1,335
Total Expenses for March		\$ 453,635

**YARRIAMBIAK SHIRE COUNCIL
CAPITAL EXPENDITURE FOR MARCH 2018**

	2014/2015 Budget	2014/2015 Actuals	2015/2016 Budget	2015/2016 Actuals	2016/2017 Budget	2016/2017 Actuals	March Actuals	2017/2018 Budget	YTD Actuals	Forecast	YTD Variance	YTD % Variance
01929 - Administration - Capital												
0900 - Building Capital Works	\$ 5,000	\$ 17,910	\$ 30,000	\$ 28,021	\$ 5,000	\$ -	\$ -	\$ 5,000.0	\$ 8,366.8	\$ 20,367.0	\$ (3,367)	(67%)
0910 - Furniture & Equipment Capital Works	\$ 2,000	\$ -	\$ 2,060	\$ -	\$ 2,000	\$ 6,360	\$ -	\$ 2,000.0	\$ -	\$ 1,000.0	\$ 2,000	100%
01939 - Asset Management - Capital												
0920 - Computer / IT Capital Works	\$ -	\$ 6,528	\$ 39,500	\$ 77,065	\$ 15,000	\$ -	\$ -	\$ -	\$ -	\$ -	\$ -	0%
01949 - Information Technology - Capital												
0920 - Computer / IT Capital Works	\$ 20,000	\$ 6,258	\$ 20,000	\$ 1,636	\$ 25,450	\$ 82,563	\$ -	\$ 77,000.0	\$ 49,267.1	\$ 77,000.0	\$ 27,733	36%
02919 - HACC Administration - Capital												
0910 - Furniture & Equipment Capital Works	\$ -	\$ 2,800	\$ -	\$ 3,436	\$ -	\$ -	\$ -	\$ -	\$ -	\$ -	\$ -	0%
0920 - Computer / IT Capital Works	\$ -	\$ -	\$ -	\$ -	\$ -	\$ 11,800	\$ -	\$ -	\$ 6,128.0	\$ -	\$ (6,128)	0%
02000 - Housing												
0900 - Building Capital Works	\$ -	\$ -	\$ -	\$ -	\$ -	\$ 6,424	\$ -	\$ -	\$ 6,211.0	\$ 6,210.0	\$ (6,211)	0%
02929 - MECC - Capital												
0910 - Furniture & Equipment Capital Works	\$ 2,228	\$ -	\$ 2,000	\$ -	\$ 2,000	\$ -	\$ -	\$ 2,000.0	\$ -	\$ -	\$ 2,000	100%
02939 - Senior Citizens - Capital												
0900 - Building Capital Works	\$ 80,000	\$ 288	\$ 95,000	\$ 96,990	\$ 5,000	\$ 13,436	\$ -	\$ 5,000.0	\$ -	\$ 5,000.0	\$ 5,000	100%
02949 - Environmental Health - Capital												
0910 - Furniture & Equipment Capital Works	\$ -	\$ -	\$ -	\$ 4,043	\$ 2,000	\$ -	\$ -	\$ 2,000.0	\$ -	\$ 2,000.0	\$ 2,000	100%
02959 - Animal Pound - Capital												
0930 - Animal Pound - Capital Works	\$ -	\$ -	\$ -	\$ 14	\$ -	\$ -	\$ -	\$ -	\$ -	\$ -	\$ -	0%
02969 - Maternal & Child Health - Capital												
0900 - Building Capital Works	\$ 20,000	\$ 70,732	\$ 6,556	\$ 11,987	\$ -	\$ -	\$ -	\$ -	\$ -	\$ -	\$ -	0%
0920 - Computer / IT Capital Works	\$ 2,500	\$ -	\$ 6,500	\$ -	\$ -	\$ -	\$ -	\$ -	\$ -	\$ -	\$ -	0%
02979 - Fire Hydrants - Capital												
0965 - Fire Hydrants - Capital	\$ -	\$ -	\$ 4,000	\$ -	\$ -	\$ -	\$ -	\$ 166,500.0	\$ 175,004.6	\$ 175,004.0	\$ (8,505)	(5%)
02989 - Preschools - Capital												
0900 - Building Capital Works	\$ 43,000	\$ 487	\$ 5,000	\$ 7,120	\$ 5,000	\$ 5,040	\$ -	\$ -	\$ -	\$ -	\$ -	0%
03909 - Industrial Estate - Capital												
0905 - Industrial Estate Capital Works	\$ 35,000	\$ -	\$ 15,000	\$ 11,045	\$ 28,000	\$ 30,447	\$ -	\$ 16,500.0	\$ -	\$ -	\$ 16,500	100%
03919 - Caravan Parks - Capital												
0900 - Building Capital Works	\$ 76,000	\$ 57,525	\$ 10,000	\$ 34,562	\$ 30,000	\$ 36,906	\$ -	\$ 35,000.0	\$ -	\$ 35,000.0	\$ 35,000	100%
0910 - Furniture & Equipment Capital Works	\$ 2,000	\$ -	\$ 2,000	\$ -	\$ 500	\$ -	\$ -	\$ 2,000.0	\$ 2,615.0	\$ 3,500.0	\$ (615)	(31%)
03929 - Public Amenities - Capital												
0900 - Building Capital Works	\$ 5,000	\$ -	\$ 70,000	\$ 77,848	\$ 5,000	\$ 24,822	\$ -	\$ 5,000.0	\$ 32.0	\$ 32.0	\$ 4,968	99%
04929 - Library - Capital												
0900 - Building Capital Works	\$ -	\$ -	\$ -	\$ -	\$ 185,000	\$ 56,874	\$ -	\$ 150,000.0	\$ 103,010.0	\$ 195,000.0	\$ 46,990	31%
04939 - Hall - Capital												
0900 - Building Capital Works	\$ 48,000	\$ 48,459	\$ 50,000	\$ 2,588	\$ 70,000	\$ 7,196	\$ -	\$ 264,000.0	\$ 205,344.0	\$ 207,458.0	\$ 58,656	22%
05909 - Parks & Playgrounds - Capital												
0975 - Playground Capital Works	\$ 21,630	\$ 105,386	\$ 10,000	\$ 40,475	\$ 15,300	\$ 77,711	\$ -	\$ 10,000.0	\$ 13,250.0	\$ 13,250.0	\$ (3,250)	(33%)
05919 - Recreation Reserve - Capital												
0900 - Building Capital Works	\$ -	\$ -	\$ 348,000	\$ 360,120	\$ -	\$ 91,951	\$ -	\$ -	\$ -	\$ -	\$ -	0%
05939 - Swimming Pool - Capital												
0900 - Building Capital Works	\$ 20,000	\$ -	\$ 20,000	\$ 9,091	\$ 5,000	\$ -	\$ -	\$ 5,000.0	\$ -	\$ 5,000.0	\$ 5,000	100%
05949 - Sporting Complex - Capital												
0900 - Building Capital Works	\$ 5,000	\$ 37,330	\$ 5,000	\$ -	\$ 28,625	\$ -	\$ -	\$ 50,000.0	\$ 12,201.0	\$ 20,000.0	\$ 37,799	76%
0910 - Furniture & Equipment Capital Works	\$ 4,000	\$ -	\$ 4,000	\$ -	\$ 4,000	\$ -	\$ -	\$ -	\$ 2,940.9	\$ 2,941.0	\$ (2,941)	0%
05959 - Gymnasium - Capital												
0910 - Furniture & Equipment Capital Works	\$ 4,000	\$ -	\$ -	\$ -	\$ -	\$ -	\$ -	\$ 4,000.0	\$ -	\$ 3,000.0	\$ 4,000	0%
05969 - Bowling Clubs - Capital												
0900 - Building Capital Works	\$ -	\$ -	\$ -	\$ -	\$ -	\$ -	\$ -	\$ -	\$ -	\$ -	\$ -	0%
06909 - Local Roads - Capital												
0935 - Urban Road Construction	\$ 186,000	\$ 255,868	\$ 191,120	\$ 148,838	\$ 341,810	\$ 144,996	\$ -	\$ 441,894.0	\$ -	\$ 441,894.0	\$ 441,894	100%
0940 - Rural Road Construction	\$ 2,363,544	\$ 2,605,985	\$ 2,325,481	\$ 2,343,459	\$ 2,333,145	\$ 1,919,879	\$ 37,248.5	\$ 2,000,583.0	\$ 1,508,727.1	\$ 2,020,582.0	\$ 491,856	25%
0945 - Reseals	\$ 229,911	\$ 231,432	\$ 336,912	\$ 474,718	\$ 800,128	\$ 411,747	\$ -	\$ 500,564.0	\$ 91,859.3	\$ 483,309.0	\$ 408,705	82%
0950 - Resheets	\$ 1,178,760	\$ 1,465,280	\$ 1,135,608	\$ 1,413,615	\$ 1,124,777	\$ 1,185,546	\$ 109,670.1	\$ 1,127,948.0	\$ 964,679.6	\$ 1,096,828.0	\$ 163,268	14%
0955 - Shoulder Resheets	\$ 378,721	\$ 489,651	\$ 376,840	\$ 976,387	\$ 362,937	\$ 337,801	\$ 62,718.8	\$ 350,256.0	\$ 187,761.4	\$ 358,136.0	\$ 162,495	46%
06919 - Footpath - Capital												
0980 - Footpath Construction	\$ 201,337	\$ 136,014	\$ 211,992	\$ 144,166	\$ 166,956	\$ 177,736	\$ 2,706.6	\$ 126,298.0	\$ 112,863.2	\$ 111,995.0	\$ 13,435	11%
06929 - Bridge - Capital												
0990 - Bridge Construction	\$ 32,726	\$ -	\$ 33,764	\$ 11,990	\$ 114,834	\$ 90,240	\$ -	\$ 23,200.0	\$ -	\$ -	\$ 23,200	100%
06939 - Kerb & Channel - Capital												
0985 - Kerb & Channel Construction	\$ 300,000	\$ 278,972	\$ 311,410	\$ 333,406	\$ 169,336	\$ 149,338	\$ 11,590.8	\$ 209,000.0	\$ 6,961.1	\$ 220,000.0	\$ 202,039	97%
06959 - Aerodrome - Capital												
0900 - Building Capital Works	\$ -	\$ 22,542	\$ -	\$ 419,084	\$ -	\$ 145,741	\$ -	\$ 150,000.0	\$ 19,643.9	\$ 150,000.0	\$ 130,356	0%
0950 - Resheets	\$ 150,000	\$ 37,980	\$ 530,458	\$ 26,435	\$ 120,000	\$ 3,425	\$ -	\$ 50,000.0	\$ -	\$ 50,000.0	\$ 50,000	100%
06979 - Depot - Capital												
0900 - Building Capital Works	\$ 250,000	\$ 275,601	\$ 108,000	\$ 323,606	\$ 145,000	\$ 60,611	\$ -	\$ 120,000.0	\$ 98,482.8	\$ 120,000.0	\$ 21,517	18%
07909 - Drainage - Capital												
0995 - Drainage Construction	\$ 33,297	\$ 50,478	\$ 35,000	\$ -	\$ 71,399	\$ 23,620	\$ -	\$ 26,083.0	\$ 27,448.5	\$ 26,083.0	\$ (1,366)	(5%)
07929 - Transfer Stations & Landfills - Capital												
0960 - Waste Site Capital Works	\$ 20,000	\$ 6,285	\$ 20,000	\$ 8,001	\$ 20,000	\$ 19,740	\$ -	\$ 20,000.0	\$ -	\$ 20,000.0	\$ 20,000	100%
08909 - Livestock Exchange - Capital												
0900 - Building Capital Works	\$ 10,300	\$ 29,717	\$ 5,000	\$ -	\$ 5,000	\$ 5,695	\$ -	\$ 205,000.0	\$ -	\$ -	\$ 205,000	100%
0920 - Computer / IT Capital Works	\$ -	\$ -	\$ -	\$ -	\$ -	\$ -	\$ -	\$ -	\$ 1,182.0	\$ 125,000.0	\$ (1,182)	0%
69760 - Staff Vehicle Purchases												
6800 - Plant Purchases	\$ 320,000	\$ 282,970	\$ 320,000	\$ -	\$ 290,000	\$ -	\$ -	\$ 300,000.0	\$ 164,903.2	\$ 250,000.0	\$ 135,097	45%
69860 - Works Plant Purchases												
6800 - Plant Purchases	\$ 740,000	\$ 825,708	\$ 900,000	\$ 1,226,942	\$ 890,000	\$ 1,652,645	\$ -	\$ 900,000.0	\$ 337,975.0	\$ 820,000.0	\$ 562,025	62%

**YARRIAMBIACK SHIRE COUNCIL
CAPITAL EXPENDITURE FOR MARCH 2018**

	2014/2015 Budget	2014/2015 Actuals	2015/2016 Budget	2015/2016 Actuals	2016/2017 Budget	2016/2017 Actuals	March Actuals	2017/2018 Budget	YTD Actuals	Forecast	YTD Variance	YTD % Variance
Total	\$ 6,789,954	\$ 7,348,186	\$ 7,586,201	\$ 8,616,688	\$ 7,388,197	\$ 6,780,290	\$ 223,935	\$ 7,351,826	\$ 4,106,858	\$ 7,065,589	\$ 3,244,968	44%

**Yarriambiack Shire Council
Summary of Capital Works for March**

Capital Work		
Rural Road Construction	Yaapeet Kenmare Road	\$ 21,525
	Sheep Hills Kellalac Road	\$ 6,072
	Minyip Banyena Road	\$ 9,652
Resheets	Burroin Road	\$ 14,042
	Blue Ribbon Road	\$ 23,852
	Kranz road	\$ 4,420
	Gaulkes Road	\$ 24,350
	Government Road	\$ 12,909
	Geodetic Road	\$ 30,099
Shoulder Resheets	Sheep Hills Kellalac Road	\$ 62,719
Kerb & Channel	Munro Street, Murtoa	\$ 11,591
Footpaths	Begg Street, Warracknabeal	\$ 2,707
Total Capital Works for March		\$223,935

YARRIAMBIACK SHIRE COUNCIL

BALANCE SHEET AS AT 31st MARCH 2018

	2014/2015 Budget	2014/2015 Actuals	2015/2016 Budget	2015/2016 Actuals	2016/2017 Budget	2016/2017 Actuals	March Actuals	2017/2018 Budget	YTD Actuals	Forecast	YTD Variance	YTD % Variance
Current Assets												
Cash & Cash Equivalents Investments	\$ 2,992,000	\$ 4,322,000	\$ 1,429,000	\$ 1,838,000	\$ 1,580,000	\$ 7,178,000	\$ (1,281,242)	\$ 1,883,000	\$ 8,249,155	\$ 1,883,000	\$ (6,366,155)	(338%)
Rate Debtors	\$ 900,000	\$ 1,185,000	\$ 850,000	\$ 1,406,000	\$ 1,010,000	\$ 1,389,000	\$ (349,451)	\$ 1,040,000	\$ 2,323,144	\$ 1,040,000	\$ (1,283,144)	(123%)
Debtors	\$ 511,000	\$ 407,000	\$ 94,000	\$ 553,000	\$ 555,000	\$ 575,000	\$ (79,132)	\$ 562,000	\$ 407,217	\$ 562,000	\$ 154,783	0%
Other Current Accrued Assets	\$ 180,000	\$ 206,000	\$ 180,000	\$ 297,000	\$ 252,000	\$ 198,000		\$ 255,000	\$ 115,186	\$ 255,000	\$ 139,814	55%
Inventory On Hand	\$ 900,000	\$ 484,000	\$ 711,000	\$ 370,000	\$ 909,000	\$ 829,000		\$ 918,000	\$ 566,797	\$ 918,000	\$ 351,203	38%
Assets Held for Resale	\$ 84,000	\$ 31,000	\$ 15,000	\$ 42,000	\$ 50,000	\$ 30,000		\$ 50,000	\$ 29,974	\$ 50,000	\$ 20,026	40%
Current Assets Total	\$ 5,567,000	\$ 6,635,000	\$ 3,279,000	\$ 4,506,000	\$ 4,356,000	\$ 10,199,000	\$ (1,709,825)	\$ 4,708,000	\$ 11,691,473	\$ 4,708,000	\$ (6,983,473)	
Non Current Assets												
Non Current Debtors	\$ -	\$ 1,000	\$ -	\$ 39,000	\$ 653,000	\$ 3,000	\$ -	\$ 654,000	\$ -	\$ 654,000	\$ 654,000	0%
Investments	\$ 350,000	\$ 481,000	\$ 357,000	\$ 469,000	\$ 491,000	\$ 494,000	\$ -	\$ 491,000	\$ 493,811	\$ 491,000	\$ (2,811)	0%
Fixed Assets	\$ 149,645,000	\$ 154,054,000	\$ 159,177,000	\$ 157,547,000	\$ 158,216,000	\$ 161,297,000	\$ 223,935	\$ 158,480,000	\$ 165,405,118	\$ 158,480,000	\$ (6,925,118)	(4%)
Non Current Assets Total	\$ 149,995,000	\$ 154,536,000	\$ 159,534,000	\$ 158,055,000	\$ 159,360,000	\$ 161,794,000	\$ 223,935	\$ 159,625,000	\$ 165,898,929	\$ 159,625,000	\$ (6,273,929)	
TOTAL ASSETS	\$ 155,562,000	\$ 161,171,000	\$ 162,813,000	\$ 162,561,000	\$ 163,716,000	\$ 171,993,000	\$ (1,485,890)	\$ 164,333,000	\$ 177,590,402	\$ 164,333,000	\$ (13,257,402)	
Current Liabilities												
Creditors	\$ 1,200,000	\$ 2,070,000	\$ 1,200,000	\$ 1,533,000	\$ 909,000	\$ 2,781,000	\$ (1,163,178)	\$ 1,000,000	\$ 219,157	\$ 1,000,000	\$ 780,843	78%
Current Loans	\$ 151,000	\$ 136,000	\$ 62,000	\$ 105,000	\$ 104,000	\$ 240,000		\$ 110,000	\$ 239,930	\$ 110,000	\$ (129,930)	(118%)
Short Term Provisions	\$ 2,619,000	\$ 2,854,000	\$ 2,619,000	\$ 3,268,000	\$ 2,982,000	\$ 3,366,000		\$ 2,871,000	\$ 3,303,088	\$ 2,871,000	\$ (432,088)	(15%)
Trust & Deposits	\$ -	\$ 31,000	\$ -	\$ 157,000	\$ -	\$ 19,000	\$ 2,412	\$ -	\$ 53,432	\$ -	\$ (53,432)	0%
Current Liabilities Total	\$ 3,970,000	\$ 5,091,000	\$ 3,881,000	\$ 5,063,000	\$ 3,995,000	\$ 6,406,000	\$ (1,160,766)	\$ 3,981,000	\$ 3,815,607	\$ 3,981,000	\$ 165,393	
Non Current Liabilities												
Long Term Provisions	\$ 404,000	\$ 519,000	\$ 404,000	\$ 474,000	\$ 556,000	\$ 467,000	\$ -	\$ 758,000	\$ 467,422	\$ 758,000	\$ 290,578	38%
Non Current Loans	\$ 199,000	\$ 215,000	\$ 229,000	\$ 110,000	\$ 109,000	\$ 121,000	\$ (27,738)	\$ -	\$ (87,933)	\$ -	\$ 87,933	0%
Non Current Liabilities Total	\$ 603,000	\$ 734,000	\$ 633,000	\$ 584,000	\$ 665,000	\$ 588,000	\$ (27,738)	\$ 758,000	\$ 379,489	\$ 758,000	\$ 378,511	
TOTAL LIABILITIES	\$ 4,573,000	\$ 5,825,000	\$ 4,514,000	\$ 5,649,000	\$ 4,660,000	\$ 6,994,000	\$ (1,188,504)	\$ 4,739,000	\$ 4,195,096	\$ 4,739,000	\$ 543,904	
NET ASSETS	\$ 150,989,000	\$ 155,346,000	\$ 158,299,000	\$ 156,912,000	\$ 159,056,000	\$ 164,999,000	\$ (297,386)	\$ 159,594,000	\$ 173,395,306	\$ 159,594,000	\$ (13,801,306)	
Current Assets												
Accumulated Surplus/Deficit	\$ 64,189,000	\$ 60,384,000	\$ 58,941,000	\$ 59,855,000	\$ 61,455,000	\$ 63,442,000	\$ (297,386)	\$ 61,536,000	\$ 71,839,737	\$ 61,536,000	\$ (10,303,737)	(17%)
Asset Revaluation Reserve	\$ 86,800,000	\$ 94,962,000	\$ 99,358,000	\$ 97,057,000	\$ 97,601,000	\$ 101,557,000	\$ -	\$ 98,058,000	\$ 101,555,569	\$ 98,058,000	\$ (3,497,569)	(4%)
TOTAL EQUITY	\$ 150,989,000	\$ 155,346,000	\$ 158,299,000	\$ 156,912,000	\$ 159,056,000	\$ 164,999,000	\$ (297,386)	\$ 159,594,000	\$ 173,395,306	\$ 159,594,000	\$ (13,801,306)	

Investments

Bendigo Bank	\$ 338,765.71	2.40%	01/09/2018
Commonwealth Bank	\$ 133,473.23	2.05%	19/01/2018
National Australia Bank (Unfunded super)	\$ 115,000.00	2.65%	14/07/2018
AMP (oncall)	\$ 480.39		Oncall
Total	\$ 587,719.33		

Loans

		Term & Rate	Finish Date
National Australia Bank - Unfunded Superannuation	\$ 52,276	Fixed at 5.21%	30/06/2018
Porter Plant - Street Sweeper	\$ 99,721	5 years	
Total	\$ 151,997		

**Yarriambiack Shire Council
Summary of Balance Sheet as at 31st March**

Assets		
Current Assets		YTD Actuals
Cash & Cash Equivalents	The general bank account had a balance of \$7.378 million at the 31st March. Council is holding \$291,927 in cash and investments of Section 86 Committees. Council has \$587,719 invested with the CBA, NAB and Bendigo Banks.	\$ 8,249,155
Rate Debtors	For the month March Rate Debtors decreased by \$349,451. This would include some of the third instalment payments which were due on the 28th February. Outstanding rates are still being pursued by debt collection agencies.	\$2,323,144
Debtors	General Debtors have decreased by \$79,132.	\$407,217
Non Current Assets		
Fixed Assets	Increased by \$223,925 as per the Capital Works report.	\$165,898,929

Liabilities		
Current Liabilities		
Creditors	This does not include the March cheque run. The March cheque run is due to be processed on Friday 13th April	\$219,157
Non Current Liabilities		
Loans	Includes loan repayments totalling \$27,738 to National Australia Bank and to Porter Plant during March	\$151,997
Net Assets		\$173,395,306

Rates Report - April 2018

Prepared by Chantelle Pitt

Rate Classification	2016/2017 Budget	2016/2017 Actuals	2017/2018 Budget	Actual YTD Receipts	Rebates	Outstanding Rates			
						Current	Arrears & Legals	Interest	Total
Commercial	\$ 323,804.40	\$ 599,375.60	\$ 329,952.77	\$ (300,873.89)	\$ (2,145.13)	\$ 39,870.75	\$ 54,564.10	\$ 29,046.27	\$ 123,481.12
Farmland	\$ 7,912,102.39	\$ 103,951.70	\$ 8,067,054.11	\$ (7,648,680.01)	\$ (3,655.80)	\$ 487,247.97	\$ 73,011.25	\$ 4,716.19	\$ 564,975.41
Residential	\$ 1,998,604.94	\$ 235,468.53	\$ 2,038,579.41	\$ (1,598,085.66)	\$ (125,462.89)	\$ 423,022.88	\$ 390,235.30	\$ 121,652.66	\$ 934,910.84
Total	\$ 10,234,511.73	\$ 938,795.83	\$ 10,435,586.29	\$ (9,547,639.56)	\$ (131,263.82)	\$ 950,141.60	\$ 517,810.65	\$ 155,415.12	\$ 1,623,367.37

Rate Classification	2016/2017 Budget	2016/2017 Actuals	2017/2018 Budget	Actual YTD Receipts	Rebates	Outstanding Rates			
						Current	Arrears & Legals	Interest	Total
Kerbside Garbage Charges	\$ 709,728.31	\$ 194,239.95	\$ 714,043.73	\$ (570,255.17)	\$ (37,190.04)	\$ 139,513.78	\$ 92,452.26	\$ 38,334.03	\$ 270,300.07
Kerbside Recycling Charges	\$ 356,486.56	\$ 94,367.09	\$ 361,825.17	\$ (277,389.56)	\$ (25,146.81)	\$ 79,170.90	\$ 47,038.87	\$ 10,102.88	\$ 136,312.65
Municipal Charge	\$ 351,536.64	\$ 147,414.54	\$ 357,641.57	\$ (282,489.29)	\$ (16,420.54)	\$ 76,289.67	\$ 101,246.09	\$ 30,020.77	\$ 207,556.53
Fire Services Fixed Charge	\$ 723,981.00	\$ 175,521.25	\$ 732,391.00	\$ (581,548.43)	\$ (45,650.00)	\$ 128,623.34	\$ 112,536.31	\$ 17,282.90	\$ 258,442.55
Fire Services Levy	\$ 511,470.05	\$ 23,466.25	\$ 487,711.25	\$ (456,588.04)	\$ -	\$ 37,266.41	\$ 10,155.23	\$ 1,049.75	\$ 48,471.39
Credits	\$ -	\$ -	\$ -	\$ 92,942.94	\$ -	\$ (73,104.43)	\$ -	\$ -	\$ (73,104.43)
Total	\$ 2,653,202.56	\$ 635,009.08	\$ 2,653,612.72	\$ (2,075,327.55)	\$ (124,407.39)	\$ 387,759.67	\$ 363,428.76	\$ 96,790.33	\$ 847,978.76

Grand Total	\$ 12,887,714.29	\$ 1,573,804.91	\$ 13,089,199.01	\$ (11,622,967.11)	\$ (255,671.21)	\$ 1,337,901.27	\$ 881,239.41	\$ 252,205.45	\$ 2,471,346.13
--------------------	-------------------------	------------------------	-------------------------	---------------------------	------------------------	------------------------	----------------------	----------------------	------------------------

Breakdown of Outstanding Rates by Ward

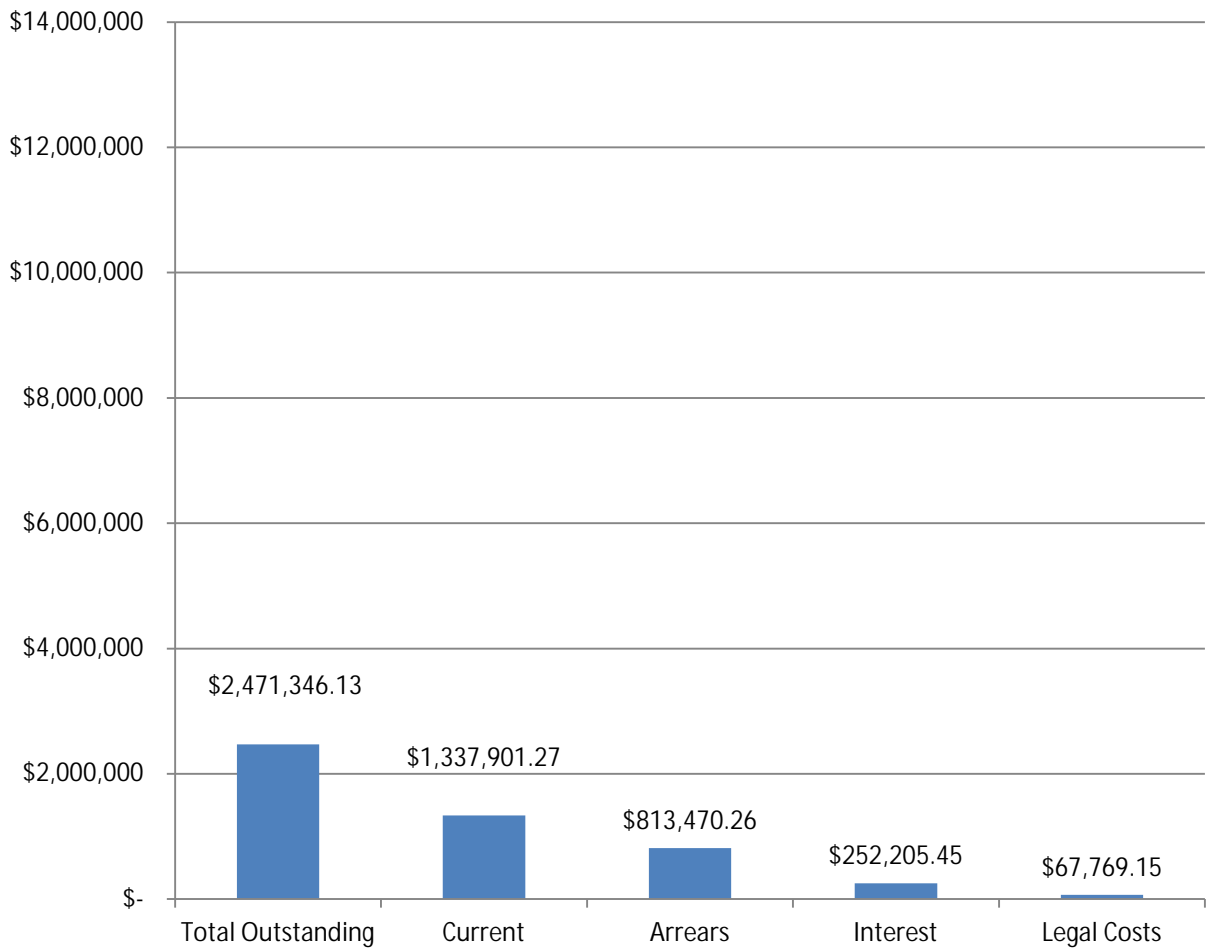
Dunmunkle Ward	2017/2018 Budget	Actual YTD Receipts	Rebates	Current	Arrears & Legals	Interest	Total
Commercial Rates	\$ 81,339.40	\$ (75,866.67)	\$ (659.59)	\$ 13,296.16	\$ 42,826.63	\$ 23,459.04	\$ 79,581.83
Farmland Rates	\$ 2,506,119.11	\$ (2,351,598.03)	\$ (807.18)	\$ 165,194.32	\$ 12,096.74	\$ 778.24	\$ 178,069.30
Residential Rates	\$ 606,052.22	\$ (454,720.43)	\$ (41,093.39)	\$ 135,004.67	\$ 128,736.12	\$ 31,903.05	\$ 295,643.84
Kerbside Garbage Charges	\$ 197,671.26	\$ (151,406.84)	\$ (12,736.92)	\$ 41,784.35	\$ 31,928.72	\$ 13,648.52	\$ 87,361.59
Kerbside Recycling Charges	\$ 108,511.62	\$ (80,797.09)	\$ (8,555.88)	\$ 24,901.77	\$ 15,695.61	\$ 4,088.13	\$ 44,685.51
Municipal Charge	\$ 104,009.84	\$ (80,291.03)	\$ (5,596.14)	\$ 21,906.19	\$ 24,435.00	\$ 6,502.76	\$ 52,843.95
Credits	\$ -	\$ 31,354.84	\$ -	\$ (19,406.34)	\$ -	\$ -	\$ (19,406.34)
Fire Services Fixed Charge	\$ 207,822.00	\$ (162,341.73)	\$ (15,300.00)	\$ 36,340.09	\$ 25,407.21	\$ 3,545.37	\$ 65,292.67
Fire Services Levy	\$ 145,577.70	\$ (134,946.62)	\$ -	\$ 12,447.70	\$ 3,636.16	\$ 506.85	\$ 16,590.71
Total	\$ 3,957,103.15	\$ (3,460,613.60)	\$ (84,749.10)	\$ 431,468.91	\$ 284,762.19	\$ 84,431.96	\$ 800,663.06

Hopetoun Ward	2017/2018 Budget	Actual YTD Receipts	Rebates	Current	Arrears & Legals	Interest	Total
Commercial Rates	\$ 90,505.47	\$ (86,181.01)	\$ (915.69)	\$ 7,224.91	\$ 3,673.88	\$ 4,180.14	\$ 15,078.93
Farmland Rates	\$ 2,738,708.64	\$ (2,591,738.74)	\$ (1,199.74)	\$ 197,676.29	\$ 25,831.58	\$ 832.37	\$ 224,340.24
Residential Rates	\$ 378,216.79	\$ (299,221.49)	\$ (31,816.22)	\$ 74,019.11	\$ 107,746.26	\$ 43,005.05	\$ 224,770.42
Kerbside Garbage Charges	\$ 161,667.48	\$ (128,694.77)	\$ (11,268.06)	\$ 31,416.52	\$ 31,486.39	\$ 16,715.63	\$ 79,618.54
Kerbside Recycling Charges	\$ 89,947.27	\$ (68,710.20)	\$ (7,781.13)	\$ 19,211.86	\$ 14,759.86	\$ 4,379.12	\$ 82,482.67
Municipal Charge	\$ 105,733.76	\$ (82,101.37)	\$ (5,056.19)	\$ 24,068.54	\$ 44,359.29	\$ 14,054.84	\$ 82,482.67
Credits	\$ -	\$ 36,435.57	\$ -	\$ (14,815.21)	\$ -	\$ -	\$ (14,815.21)
Fire Services Fixed Charge	\$ 225,632.00	\$ (180,094.04)	\$ (12,000.00)	\$ 42,061.34	\$ 48,216.68	\$ 8,129.73	\$ 98,407.75
Fire Services Levy	\$ 155,608.65	\$ (146,852.03)	\$ -	\$ 11,741.80	\$ 2,323.54	\$ 151.29	\$ 14,216.63
Total	\$ 3,946,020.06	\$ (3,547,158.08)	\$ (70,037.03)	\$ 392,605.16	\$ 278,397.48	\$ 91,448.17	\$ 762,450.81

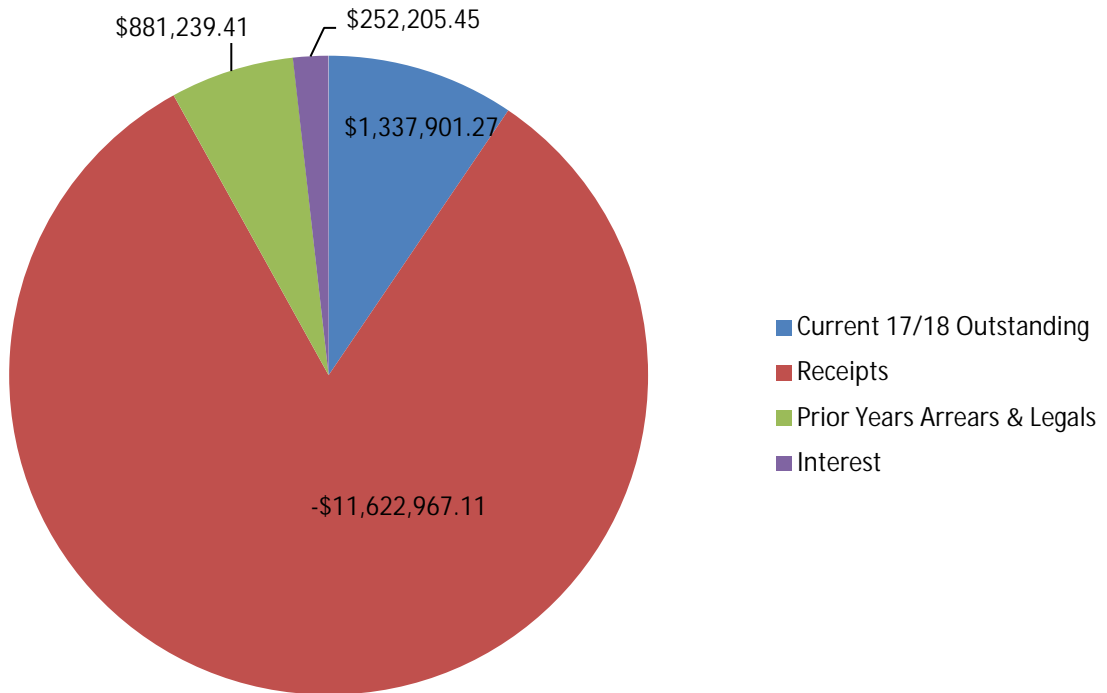
Warracknabeal Ward	2017/2018 Budget	Actual YTD Receipts	Rebates	Current	Arrears & Legals	Interest	Total
Commercial Rates	\$ 158,107.90	\$ (138,826.21)	\$ (569.85)	\$ 19,349.68	\$ 8,063.59	\$ 1,407.09	\$ 28,820.36
Farmland Rates	\$ 2,822,226.36	\$ (2,705,343.24)	\$ (1,648.88)	\$ 124,377.36	\$ 35,082.93	\$ 3,105.58	\$ 162,565.87
Residential Rates	\$ 1,054,310.40	\$ (844,143.74)	\$ (52,553.28)	\$ 213,999.10	\$ 153,752.92	\$ 46,744.56	\$ 414,496.58
Kerbside Garbage Charges	\$ 354,704.99	\$ (290,153.56)	\$ (13,185.06)	\$ 66,312.91	\$ 29,037.15	\$ 7,969.88	\$ 103,319.94
Kerbside Recycling Charges	\$ 163,366.28	\$ (127,882.27)	\$ (8,809.80)	\$ 35,057.27	\$ 16,583.40	\$ 1,635.63	\$ 72,229.91
Municipal Charge	\$ 147,897.97	\$ (120,096.89)	\$ (5,768.21)	\$ 30,314.94	\$ 32,451.80	\$ 9,463.17	\$ 72,229.91
Credits	\$ -	\$ 25,152.53	\$ -	\$ (38,882.88)	\$ -	\$ -	\$ (38,882.88)
Fire Services Fixed Charge	\$ 298,937.00	\$ (239,112.66)	\$ (18,350.00)	\$ 50,221.91	\$ 38,912.42	\$ 5,607.80	\$ 94,742.13
Fire Services Levy	\$ 186,524.90	\$ (174,789.39)	\$ -	\$ 13,076.91	\$ 4,195.53	\$ 391.61	\$ 17,664.05
Total	\$ 5,186,075.80	\$ (4,615,195.43)	\$ (100,885.08)	\$ 513,827.20	\$ 318,079.74	\$ 76,325.32	\$ 908,232.26

Grand Total	\$ 13,089,199.01	\$ (11,622,967.11)	\$ (255,671.21)	\$ 1,337,901.27	\$ 881,239.41	\$ 252,205.45	\$ 2,471,346.13
--------------------	-------------------------	---------------------------	------------------------	------------------------	----------------------	----------------------	------------------------

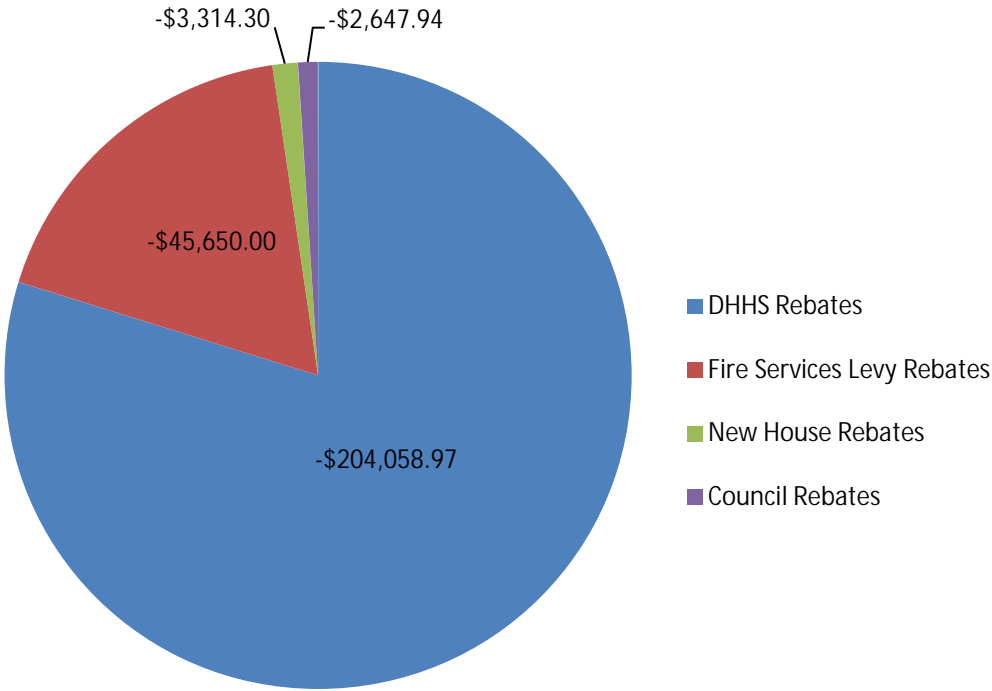
Breakdown of Rates Outstanding



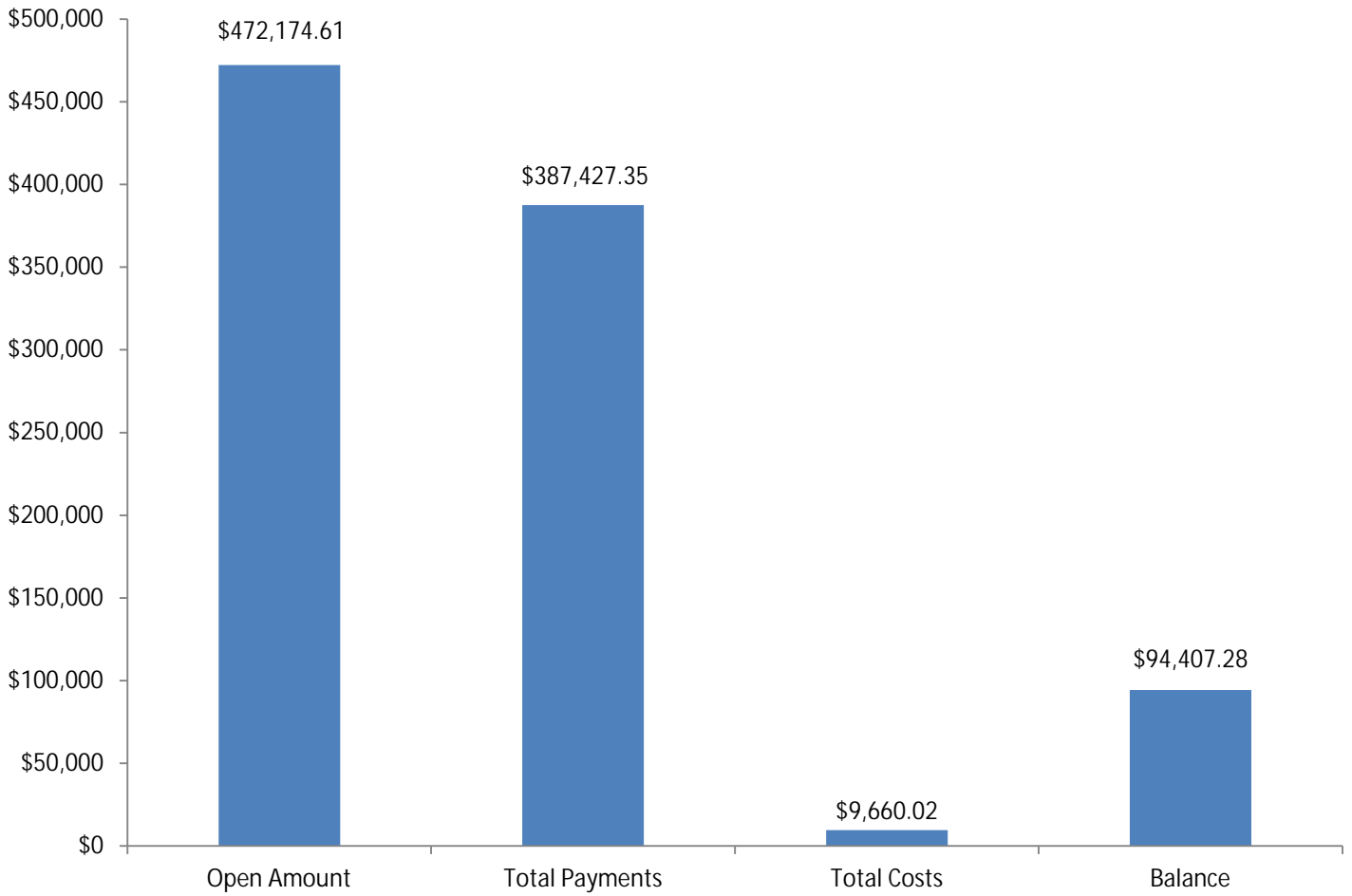
Breakdown of Rates Outstanding



2017/18 Rebates



MCC Debt Collection Report Summary



ARL Debt Collection Report Summary

